

City of Phoenix, Arizona



Green and Sustainability Bond Framework

February 2020
Finance Department

I. OVERVIEW

The Finance Department (“Finance”) of the City of Phoenix (the “City”) has developed this Green Bond Framework to provide guidelines for the issuance of bonds utilized to finance land acquisitions, capital construction, equipment and other items for the City that have been identified as environmentally sustainable projects.

A “*Green Bond*” is a type of bond instrument where the proceeds will be exclusively applied to finance or re-finance projects with clear environmental benefits and are in alignment with the core components of the Green Bond Principles. The “Green Bond Principles” are voluntary process guidelines that recommend transparency and disclosure and promote integrity in the development of the green bond market. The core components of the Green Bond Principles include:

- Use of Proceeds
- Project Evaluation and Selection Process
- Management of Proceeds
- Reporting Commitments
- Certification

Similarly, a “*Sustainability Bond*” is a type of bond instrument where the proceeds will be exclusively applied to finance or re-finance a combination of “green” and broader “socially-impactful” projects; and which are aligned with the core components of the Green Bond Principles.

The sustainability and green bond market are still developing in the United States, but nationwide issuance has increased significantly since 2013. Cities across the United States have issued green bonds including Portland, Oregon, San Francisco, California, Santa Fe, New Mexico, Columbia, South Carolina, New York City, New York, and several others.

The development of the green bond market is attributed to municipalities issuing bonds used to finance projects with positive environmental impacts and a growing interest by investors to support environmentally sustainable efforts. Even with this market growth, green bonds have yet to provide beneficial pricing to issuers. However, as the demand for green bonds continues to grow, the establishment of this Framework will best position the City to take advantage of future pricing benefits from green bonds.

This framework guides the City’s decisions related to eligible projects and provides information describing how the City will meet each of the green and sustainability core components.

Issuance of green and sustainability bonds must conform to all City policies and be managed by the City’s Finance Department, Treasury and Debt Management Division.

II. USE OF PROCEEDS

The first core component of green and sustainability bonds includes the use of bond proceeds to achieve environmental objectives with a focus on equity including, but not limited to, (1) climate change mitigation and adaptation, (2) natural resource protection, (3) biodiversity conservation, and/or (4) pollution prevention and mitigation. The use of proceeds should be guided by and aligned with the City of Phoenix Environmental Sustainability Goals and the United Nations Sustainable Development Goals.

A. City of Phoenix Sustainability Goals

In April 2016, the Phoenix City Council adopted seven 2050 Environmental Sustainability goals that articulate the community's desired long-term environmental outcomes that would fulfill the General Plan aspirations of a Sustainable Desert City. These goals are broken into overarching goals areas including transportation, waste, water stewardship, building & land use, parks, preserves & open spaces, clean air and local food systems.

See Appendix A or visit <https://www.phoenix.gov/sustainability/goal> for specific goals.

B. UN Sustainable Development Goals (SDGs)

The UN Sustainable Development Goals were developed in 2015 as a set of 17 global goals to achieve a more sustainable and resilient future. The Sustainable Development Goals have become the dominant framework to organize investing for impact with a growing number of investors seeking to align activities around the goals.

The International Capital Market Association (ICMA) has published a high-level mapping to the UN Sustainability Goals. The City of Phoenix will utilize this high-level mapping to guide the use of green and sustainability bond proceeds. (Appendix B)

III. PROJECT EVALUATION AND SELECTION

The second core component of green and sustainability bonds is the project evaluation and selection process. Each issuance will include clear communication on how the eligible projects will meet environmental and/or social objectives and follow the project selection process outlined in this framework.

A. Evaluation and Selection Working Group

Through the annual CIP review process, the City's Finance Office and Sustainability Office will work with departments to identify projects for consideration as eligible for green or sustainability bond funding. In preparation for a bond sale, the department that will be utilizing the bond proceeds will then propose projects to be considered for eligibility for green or sustainability bonds. The proposing department will coordinate with the Finance and Sustainability Offices to determine the eligibility of each proposed project.

The proposed projects must be included in a Council-approved Capital Improvement Plan and must have measurable and reportable outcomes that align with the City's sustainability goals. The department primarily utilizing the bond proceeds shall coordinate with the Sustainability Office to identify reporting requirements and metrics that demonstrate how the projects achieve an environmental and/or socially-impactful outcome.

B. Decision-making authority

Once a project is eligible for green or sustainability bond funding, the Finance Office will evaluate whether the project can fit within market preferences and constraints. The Finance Office will then make the final determination if the proposed project is a good candidate for a green or sustainability bond.

Final decision-making authority to issue green or sustainability bonds resides with the Finance Office.

IV. MANAGEMENT OF PROCEEDS

The third core component of green and sustainability bonds is the management of proceeds. The City of Phoenix Finance Office shall create a sub-portfolio for all green and sustainability bond proceeds to be easily tracked and reported. The sub-portfolio will be maintained for as long as the green or sustainability bond is outstanding. The balance of the tracked net proceeds will be included within the annual outcome reporting.

The sub-portfolio will guarantee all proceeds of green and sustainability bonds will be spent on eligible projects with the goal of utilizing the proceeds over a two- to three-year period. This goal will result in the proceeds mostly utilizing short-term investments to ensure liquidity can be achieved in a timely manner to support of the eligible projects.

These short-term investments will comply with the city-wide investment policy.

V. REPORTING COMMITMENTS

The fourth core component of issuing green and sustainability bonds is the annual reporting. An annual report shall be made available through the City of Phoenix Office of Sustainability with input from the Finance Department and any departments utilizing the proceeds of the green and/or sustainability bonds. The annual report shall be made to the public as part of the City's CDP report and include:

- List of projects to which green or sustainability bonds have been allocated
- Brief description of each project with amount allocated and still outstanding
- Measurements, if applicable and as specified in the bond offering document.
- Alignment towards City's goals and the UN Sustainable Development Goals

VI. CERTIFICATION

The final component of issuing green and sustainability bonds is the certification of the environmental and/or social outcomes of the green or sustainability bond investments. The City of Phoenix will initially conduct a “self-certification” process which will include a final review and certification by the City’s Finance Office, Sustainability Office and the project proposing department.

The self-certification process will ensure selected projects for green and/or sustainability bonds align with the City’s sustainability goals and the identified outcomes of these projects are measurable and will assist in achieving the City’s goals.

The City intends to identify opportunities for a third-party certification of green and/or sustainability bonds in the future and will to develop a strategy to determine the cost-benefit of such certification.

CITY OF PHOENIX LONG TERM GOALS



A Carbon Neutral City
by 2060



New buildings are **Net Positive**
in energy & materials



15 vibrant compact
complete centers



Zero Waste through participation
in the circular economy



Parks or Greenways
in every neighborhood



40% waste diversion
by 2020



Clean Air. Excellent or
good visibility on 90% of days



Clean Air. Out-performing
federal standards



25% tree and shade
canopy



40% of commutes by walking,
biking, transit & car-share



Zero Waste



300 Miles of pathways and
walkable vibrant canals



100-year clean &
reliable supply of water



Everyone within a **5-Minute**
Walk of a park or pathway



15% renewables
by 2025



80-90% reduction in
GHG emissions



A thriving vibrant
Food System



Eliminate
Food Deserts



90% of residents within
10-minute walk of transit



Transit in every Phoenix
neighborhood



City of Phoenix

Office of Sustainability
200 West Washington Street, 12th Floor, Phoenix, AZ 85003
phoenix.gov/sustainability phoenix.gov/sustainability





GREEN, SOCIAL & SUSTAINABILITY BONDS:
A HIGH-LEVEL MAPPING TO THE SUSTAINABLE DEVELOPMENT GOALS



June 2019

Green, Social and Sustainability Bonds: A High-Level Mapping to the Sustainable Development Goals

Introduction

This document aims to provide a broad frame of reference by which issuers, investors and bond market participants can evaluate the financing objectives of a given Green, Social or Sustainability Bond/Bond Programme against the [Sustainable Development Goals \(SDGs\)](#). Developments in international policy over the last few years have brought about a momentum within the global capital markets to establish a link between investments and achieving the SDGs. In response to this growing momentum, there have been several efforts made by a number of institutions and bodies to present approaches which adapt the SDGs to an investable context. This guide has been created for public and private sector issuers and investors to review their green, social and sustainability bond issuances and investments against the SDGs.

The mapping exercise contained herein complements the [Green Bond Principles \(GBP\)](#), [Social Bond Principles \(SBP\)](#) and the [Sustainability Bond Guidelines \(SBG\)](#) (the “Principles”) in promoting the increase of bond financing that contributes to the mitigation of and or adaptation to climate change and amelioration of social challenges globally. This document may be considered alongside other documents published in the Principles Resource Center particularly: *Working Towards a Harmonized Framework for Impact Reporting Social Bonds (2019)*, the *Handbook: Harmonized Framework for Impact Reporting, 2019* and various guidance to aid the disclosure of impact reporting and expected outcomes of projects financed through green, social and sustainability bonds¹. In addition, users of this document may benefit from the [spreadsheet supplement](#) which includes a more detailed listing of SDG targets mapped to the eligible categories of the Principles and is designed to be complementary to this guidance.

Background

A tremendous amount of financing is required to realise the Sustainable Development Goals. Investment in infrastructure development alone—a key bottleneck to economic transformation and sustainable growth—faces financing needs at the global level of \$5 trillion to \$7 trillion per year.² These investments are expected to open up \$12 trillion of market opportunities as well as create 380 million new jobs.³ Currently, private investment accounts for up to half of total infrastructure spending of \$1 trillion to \$1.5 trillion a year.⁴ Conversely, almost \$100 trillion of funds are managed by institutional investors in OECD countries, of which only a minor percentage is invested in sustainable assets⁵. Green, Social and Sustainability Bonds, as traditional financial instruments with an emphasis on sustainability, are helping to channel investment to sustainable infrastructure, essential services, and beyond. These instruments have begun to unlock increased investment from bond investors.

Green, Social and Sustainability Bonds are any type of bond instrument where the proceeds will be exclusively applied to eligible environmental and social projects or a combination of both:

- Green Bonds are any type of bond instrument where the proceeds will be exclusively applied to finance or re-finance projects with clear environmental benefits and which are

¹ These documents are available at: <https://www.icmagroup.org/green-social-and-sustainability-bonds/resource-centre/>

² Intergovernmental Committee of Experts on Sustainable Development Financing, 2014

³ [Better Business, Better World Report](#), The Business & Sustainable Development Commission, January 2017

⁴ [Financing Change](#), McKinsey & Company, January 2016

⁵ Institutional Investors: The Unfulfilled \$100 Trillion Promise – The World Bank

aligned with the four core components of the GBP. Eligible green projects include renewable energy, energy efficiency, pollution prevention and control, eco-efficient and/or circular economy adapted products, production technologies and processes, green buildings, terrestrial and aquatic biodiversity conservation, clean transportation etc.⁶

- Social Bonds finance projects that directly aim to address or mitigate a specific social issue and/or seek to achieve positive social outcomes, especially but not exclusively for a target population(s). For the avoidance of doubt, it is acknowledged that the definition of target population can vary depending on local contexts and that, in some cases, such target population(s) may also be served by addressing the general public. Social Project categories include providing and/or promoting: affordable basic infrastructure, access to essential services, affordable housing, employment generation, food security, or socioeconomic advancement and empowerment.⁷
- Sustainability Bonds are any type of bond instrument where the proceeds will be exclusively applied to finance or re-finance a combination of green and social projects and which are aligned with the four core components of the GBP and/or SBP.

Green, Social and Sustainability Bonds are regulated instruments subject to the same capital market and financial regulation as other listed fixed income securities.

It is understood that certain Social Projects may also have environmental co-benefits, and that certain Green Projects may have social co-benefits. The classification of a use of proceeds bond as a Green Bond, Social Bond, or Sustainability Bond is determined by the issuer based on its primary objectives for the underlying projects. It is also recognised that there is a market of other sustainability themed bonds, including those linked to the Sustainable Development Goals or branded as such. Care should be taken to not imply GBP or SBP features in all cases where there is a reference to the SDGs or sustainability. The authors of this document⁸ encourage alignment with the Principles.

Rationale

Since the SDGs were launched in 2015, they have been increasingly accepted and applied in the financial markets as environmental, social and governance (ESG) and impact investing are becoming mainstream. Large asset owners are starting to set targets for SDG-aligned investments. The Global Impact Investing Network reported that 60% of impact investors stated that they actively track or plan to track the financial performance of their investments with respect to the SDGs.⁹ In addition, MSCI's survey of investors revealed that the SDGs are clearly emerging as the dominant framework around which to organize investing for impact. Many surveyed indicated that stakeholders were explicitly pressing them to consider the SDGs in the investing process. Investors that had been investing for impact prior to the SDGs indicated that they saw a growing necessity to report and frame their activities around the SDGs.¹⁰

⁶ Green Bond Principles 2018

⁷ Social Bond Principles 2018



⁸ The Social Bond Principles Working Group 2018/2019: Actiam, Amundi, AXA IM, BAML, CACIB, EBRD, HSBC, IFC, JP Morgan, Mirova, Natixis, WB, Citi, Council of Europe Development Bank, Daiwa, Deutsche Kreditbank AG (DKB), Development Bank of Japan, Goldman Sachs AM, Hogan Lovells Lee & Lee, IADB, ICO, ING, Japan Credit Rating Agency, Morgan Stanley, Nordea, TD Bank, Threadneedle, Union Investment

⁹ [2017 Global Impact Investing Network \(GIIN\) survey](#) of around 200 impact investors managing \$114 billion

¹⁰ [MSCI Sustainable Impact Guide, Dec 2017](#)

MAPPING TABLE

The table below illustrates how the SDGs may be considered by both the private and the public sectors as they identify eligible operations for Green, Social, and Sustainability bond use-of-proceeds. The table is a result of a high level review of each of the 169 targets associated with the 17 goals in order to identify those that may be relevant to either the GBP or the SBP project categories.¹¹ Thus far, 15 of the SDGs have been identified as being relevant to the Principles. It is important to note that this table is meant to serve as a reference and that projects should be reviewed individually for alignment. Moreover, alignment with the SDGs does not automatically ensure alignment with the Principles. Several indicators included as reference below are from the [SDG Impact Indicators: A Guide for Investors and Companies](#) by the Sustainable Finance Platform¹². The indicators are neither comprehensive nor prescriptive. Issuers should identify the SDGs that correspond with their work and consider these and other indicators as they align with their strategies and national, regional, or legal circumstances.






SDG	SBP Project Categories ¹³	GBP Project Categories ¹⁴	Example Indicators
	<ul style="list-style-type: none"> • Access to Essential Services (1.4) • Affordable Housing (1.4) • Socioeconomic Advancement and Empowerment (1.1, 1.2, 1.3, 1.4, 1.5) 	<ul style="list-style-type: none"> • Climate Change Adaptation (1.5) 	<p>1.1 Number of products and services serving low-income groups</p> <p>1.2 Number of people provided with access to financial services, including microfinance</p> <p>1.4 Number of people provided access to clean and affordable energy</p> <p>1.5 Number of people benefitting from measures to mitigate the consequences of climate change such as natural disasters</p>
	<ul style="list-style-type: none"> • Access to Essential Services (2.3) • Affordable Basic Infrastructure (2a) • Food Security (2.1, 2.2, 2.3, 2c) • Socioeconomic Advancement and Empowerment (2.3, 2.5, 2a, 2c) 	<ul style="list-style-type: none"> • Climate Change Adaptation (2.4) • Environmentally Sustainable Management of Living Natural Resources and Land Use (2.4) • Terrestrial and Aquatic Biodiversity Conservation (2.5) 	<p>2.1 Number of people provided with safe, nutritious and sufficient food</p> <p>2.2 Ecologically sustainable agricultural production per hectare (tonnes)</p> <p>2.4 Products with certified improvements in nutritional value</p> <p>2.4 Number of people and/or enterprises (e.g. farmers and/or farms) benefitting from measures to prevent floods and droughts</p>

¹¹ For the full list of the 169 SDG targets, see <https://sustainabledevelopment.un.org/sdgs>.

¹² The [Sustainable Finance Platform](#) is a cooperative venture of De Nederlandsche Bank (chair), the Dutch Banking Association, the Dutch Association of Insurers, the Federation of the Dutch Pension Funds, the Dutch Fund and Asset Management Association, the Netherlands Authority for the Financial Markets, the Ministry of Finance, the Ministry of Infrastructure and the Environment, and the Sustainable Finance Lab.





¹³ The most relevant associated targets are listed in parentheses.

¹⁴ The most relevant associated targets are listed in parentheses.

SDG	SBP Project Categories ¹⁵	GBP Project Categories ¹⁶	Example Indicators
 <p>3 GOOD HEALTH AND WELL-BEING</p>	<ul style="list-style-type: none"> • Access to Essential Services (3.1, 3.2, 3.3, 3.4, 3.5, 3.7, 3.8, 3b, 3c) • Affordable Basic Infrastructure (3.6) 	<ul style="list-style-type: none"> • Pollution Prevention and Control (3.9) • Renewable Energy (3.9) 	<p>3.1 Number of people reached with improved health care</p> <p>3.2 Cost reduction for standard treatments and medicines</p> <p>3.3 Amount of wastewater treated, reused or avoided before and after the project</p> <p>3.3 Amount of raw/untreated sewage sludge that is treated and disposed of</p>
 <p>4 QUALITY EDUCATION</p>	<ul style="list-style-type: none"> • Access to Essential Services (4.1, 4.2, 4.3, 4.4, 4.5, 4.6, 4.7, 4a, 4c) • Socioeconomic Advancement and Empowerment (4.4, 4.5) 		<p>4.1 Number of people receiving education services</p> <p>4.2 Number of students attaining standard for education level</p> <p>4.3 Education facilities for inclusive and effective learning environments</p>
 <p>5 GENDER EQUALITY</p>	<ul style="list-style-type: none"> • Access to Essential Services (5.4) • Socioeconomic Advancement and Empowerment (5.1, 5.4, 5.5, 5b) 		<p>5.1 Number of equal paying jobs created for women and other under-represented gender groups</p> <p>5b. Number of women using technology products</p>
 <p>6 CLEAN WATER AND SANITATION</p>	<ul style="list-style-type: none"> • Affordable Basic Infrastructure (6.1, 6.2, 6.3, 6.4, 6b) 	<ul style="list-style-type: none"> • Sustainable Water and Waste Water Management (6.1, 6.2, 6.3, 6.4, 6.5, 6a, 6b) • Terrestrial and Aquatic Biodiversity Conservation (6.6) 	<p>6.1 Number of people provided with safe and affordable drinking water</p> <p>6.2 Number of people provided with adequate and equitable sanitation</p> <p>6.3 Volume of water saved</p> <p>6.4 Volume of wastewater treated for reuse</p> <p>6.6 Area covered by sustainable land and water resources management practices</p>
 <p>7 AFFORDABLE AND CLEAN ENERGY</p>	<ul style="list-style-type: none"> • Affordable Basic infrastructure (7.1, 7b) 	<ul style="list-style-type: none"> • Energy Efficiency (7.3, 7a) • Renewable Energy (7.2, 7a) 	<p>7.1 Renewable energy produced</p> <p>7.2 Avoided greenhouse gas emissions (tonnes CO²eq)</p> <p>7.3 Number of people with access to clean energy services</p>





¹⁵ The most relevant associated targets are listed in parenthesis.

¹⁶ The most relevant associated targets are listed in parenthesis.

SDG	SBP Project Categories ¹⁷	GBP Project Categories ¹⁸	Example Indicators
	<ul style="list-style-type: none"> • Access to Essential Services (8.3, 8.6, 8.10) • Employment Generation (8.2, 8.3, 8.5, 8.6, 8.9) • Socioeconomic Advancement and Empowerment (8.3, 8.5, 8.6, 8.7, 8.8) 	<ul style="list-style-type: none"> • Eco-efficient and/or Circular Economy Adapted Products, Production Technologies and Processes (8.4) • Energy Efficiency (8.4) • Renewable Energy (8.2) 	<p>8.2 Number of jobs created</p> <p>8.3 Number of jobs retained</p> <p>8.10 Number of loans, deposits or insurance products in line with SDGs or number of people provided these</p>
	<ul style="list-style-type: none"> • Access to Essential Services (9.3, 9c) • Affordable Basic infrastructure (9.1, 9a, 9c) • Employment Generation (9.2) 	<ul style="list-style-type: none"> • Energy Efficiency (9.4) • Renewable Energy (9.1) 	<p>9.1 Length of sustainable road construction with equitable access</p> <p>9.2 Length of rail construction</p> <p>9.3 Number of first-time internet connections</p> <p>9.4 R&D expenditure in line with SDGs as % of sales</p>
	<ul style="list-style-type: none"> • Access to Essential Services (10c) • Socioeconomic Advancement and Empowerment (10.1, 10.2, 10.3, 10.7) 		<p>10.1 Number of jobs created in low-income areas, among disadvantaged groups and other target populations</p> <p>10.2 Number of local SME suppliers and smallholder farmers in supply chain</p>
	<ul style="list-style-type: none"> • Affordable Basic infrastructure (11.1, 11.2) • Affordable Housing (11.1) • Socioeconomic Advancement and Empowerment (11.5) 	<ul style="list-style-type: none"> • Clean Transportation (11.2) • Eco-efficient and/or Circular Economy Adapted Products, Production Technologies and Processes (11b) • Environmentally Sustainable Management of Living Natural Resources and Land Use (11.7, 11a) • Green Buildings (11c) • Pollution Prevention and Control (11.6) • Renewable Energy (11.3) • Sustainable Water and Waste Water Management (11.5) • Terrestrial and Aquatic Biodiversity Conservation (11.4) 	<p>11.1 Number of people with access to safe, affordable and sustainable housing</p> <p>11.2 Number of people with access to sustainable transport systems</p> <p>11.3 Floor space of green real estate</p> <p>11.6 Waste that is prevented, minimised, reused or recycled before and after the project</p> <p>11.6 Number of people benefitting from selective collection of recyclables</p> <p>11.6 Number of electric vehicles deployed</p> <p>11.6 Number of electric vehicle charging points installed</p>

¹⁷ The most relevant associated targets are listed in parenthesis.

¹⁸ The most relevant associated targets are listed in parenthesis.

SDG	SBP Project Categories ¹⁹	GBP Project Categories ²⁰	Example Indicators
	<ul style="list-style-type: none"> • Food Security (12.3) 	<ul style="list-style-type: none"> • Eco-efficient and/or Circular Economy Adapted Products, Production Technologies and Processes (12.5) • Environmentally Sustainable Management of Living Natural Resources and Land Use (12.2) • Pollution Prevention and Control (12.3, 12.4, 12.5) • Renewable Energy (12.4) • Sustainable Water and Waste Water Management (12.2, 12.5) 	<p>12.1 Avoided resource waste</p> <p>12.2 Avoided emissions to air (other than greenhouse gases)</p> <p>12.3 Avoided emissions to water</p> <p>12.4 Materials sourced sustainably or recycled</p> <p>12.4 Absolute or % reduction in local pollutants</p> <p>12.5 Reduction of hazardous materials used</p>
	<ul style="list-style-type: none"> • Affordable basic infrastructure 	<ul style="list-style-type: none"> • Climate Change Adaptation (13.1, 13.2, 13.3, 13b) • Climate Change Mitigation (13.1, 13.3) • Renewable Energy (13.1) 	<p>13.1 Water storage capacity</p> <p>13.1 Reduction in weather-related disruption (days p.a.) and/or risk frequency (%)</p> <p>13.2 Flood-resilient floor space</p> <p>13.3 High-risk assets with climate insurance cover</p>
	<ul style="list-style-type: none"> • Socioeconomic Advancement and Empowerment (14b) 	<ul style="list-style-type: none"> • Environmentally Sustainable Management of Living Natural Resources and Land Use (14.4, 14.6, 14a, 14b) • Terrestrial and Aquatic Biodiversity Conservation (14.1, 14.2, 14.3, 14.5, 14.6, 14a) 	<p>14.1 Avoided or reduced marine and fresh water pollution (ecotoxicity, eutrophication)</p> <p>14.2 Biodiversity loss avoided or reduced (# of species)</p>
	<ul style="list-style-type: none"> • Socioeconomic Advancement and Empowerment 	<ul style="list-style-type: none"> • Environmentally Sustainable Management of Living Natural Resources and Land Use (15.7, 15.8, 15a, 15c) • Terrestrial and Aquatic Biodiversity Conservation (15.1, 15.2, 15.3, 15.4, 15.5, 15b) 	<p>15.1 Avoidance or reduction of land pollution (ecotoxicity, acidification, salinization, transformation)</p> <p>15.2 Avoidance or reduction of biodiversity loss (# of species)</p> <p>15.3 Certified afforested or reforested land</p> <p>15.3 Area covered by sustainable land and water resources management practices</p>

¹⁹ The most relevant associated targets are listed in parenthesis.

²⁰ The most relevant associated targets are listed in parenthesis.

DISCLAIMER

This document does not constitute an offer to purchase or sell securities nor constitute specific advice of whatever form (tax, legal, environmental, accounting or regulatory) and does not create any rights in, or liability to, any person, public or private. Issuers adopt and implement the mapping voluntarily and independently, without reliance on or recourse. If there is a conflict between any applicable laws, statutes and regulations and the guidelines the relevant local laws, statutes and regulations shall prevail.

Contact Details

ICMA Paris Representative Office
62 rue la Boétie
75008 Paris
France

Tel: +33 1 70 17 64 70

socialbonds@icmagroup.org

www.icmagroup.org