

EARLY VOTING INSTRUCTIONS

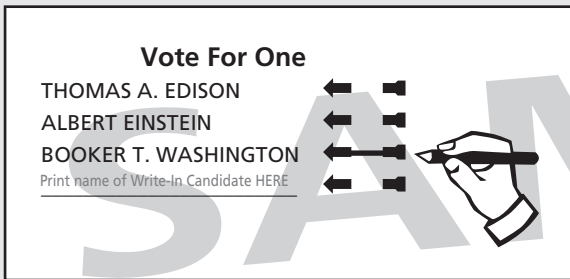
REFIÉRASE AL REVERSO DE LA PÁGINA PARA INSTRUCCIONES EN ESPAÑOL



- Use blue or black ink to mark one choice for each office or proposition on the ballot as shown in the instructions below. Do not make any stray marks on the ballot.
- Look at both sides of the ballot for contests for offices or propositions.

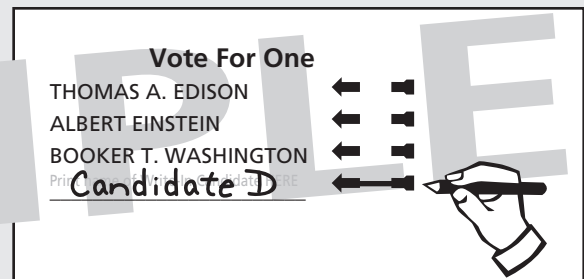
TO VOTE

- Complete the arrows pointing to your choice with a single bold line.
- Do not write a candidate's name in the "Write In" area if it already appears on the ballot.



TO CAST A WRITE-IN VOTE:

- Print the write-in candidate's name on top of the shaded text in the space provided on the ballot. Only votes cast for a certified write-in candidate will be counted.
- Complete the arrow pointing to your write-in vote.




- If you vote for more than one candidate for an office or both YES and NO for a proposition, it is an over-vote. The vote will not be counted for that office or proposition, but the rest of the ballot will be counted.
- You are not required to cast a vote for all offices or propositions. The rest of your ballot will still be counted.
- If you make a mistake, damage or misplace your ballot, call the City Clerk Department at (602) 261-VOTE (8683) to request a new ballot. Do not try to correct a mistake on the ballot.
- **Sign the ballot affidavit envelope in the space provided.** For your protection, the signature on this affidavit is compared to the signature on your voter registration record. Please sign the affidavit the same way you sign legal documents. **The affidavit envelope MUST be signed for your ballot to be valid and counted.**

↓ SIGN HERE / FIRME AQUÍ ↓

BALLOT CANNOT BE COUNTED WITHOUT YOUR SIGNATURE
Su boleta no se puede contar sin su firma

Jane R. Doe
VOTER SIGNATURE (REQUIRED) / FIRMA DEL VOTANTE (OBLIGATORIO)
2/01/XX
(DATE / FECHA)



- Place the ballot inside the signed affidavit envelope, seal it, and mail it. Postage is paid by the city.
- **For the ballot to be counted, the signed affidavit envelope containing the ballot must be RECEIVED by the City Clerk Department, or delivered to ANY polling place in the city, no later than 7:00 p.m. on Election Day.** Be sure to mail your ballot early enough to allow sufficient time for delivery by the deadline. Ballots must be **received**, not postmarked, by 7:00 p.m. on Election Day.

Need further assistance or have a question?

Please contact the City of Phoenix City Clerk Department at (602) 261-VOTE (8683) or (602) 534-2737 ☎ (TTY) or visit us at phoenix.gov.