

Police

Mission Statement

The Phoenix Police Department is committed to providing the citizens of Phoenix with quality and professional law enforcement services. Our vision is to make Phoenix the safest major city in the nation.

Key Services

To provide efficient emergency response to calls for service, as first responders. To provide quality criminal investigations, expand crime suppression efforts, and address traffic safety issues. To provide enhanced crime prevention and neighborhood security.

Violent Crime Rate

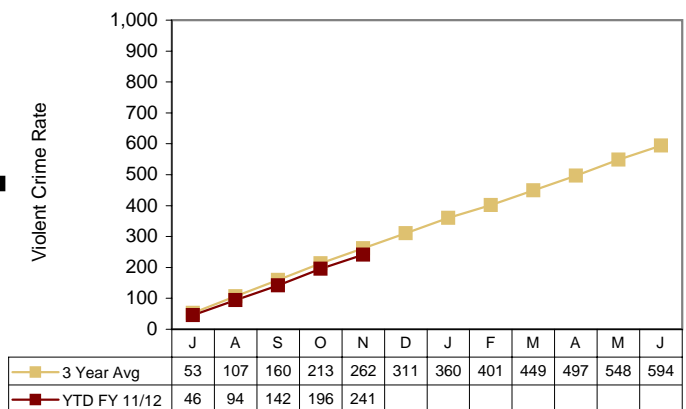
Target: 594 per 100,000 **YTD Actual * : 241**

Goal:
To reduce the violent crime rate and enhance community safety

Target:
Less than 594 violent crimes per 100,000 persons

Significance:
The target measures change in the overall rate of violent crime based on Uniform Crime Reporting (UCR) standards compared to the average of the past 3 fiscal years, accounting for growth in the population.

* NOTE: CURRENT MONTH DATA IS NOT AVAILABLE AT TIME OF REPORT. YTD through prior month.



Property Crime Rate

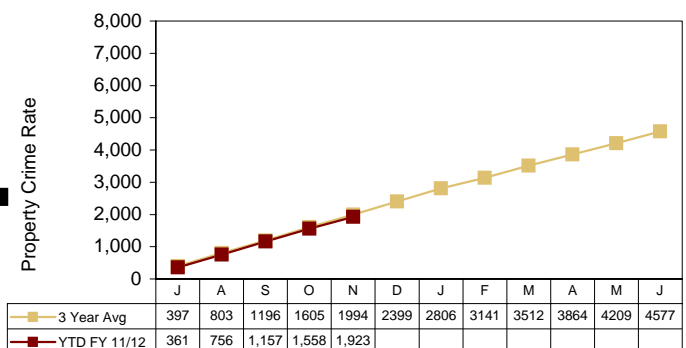
Target: 4,577 per 100,000 **YTD Actual * : 1,923**

Goal:
To reduce the property crime rate and enhance community safety

Target:
Less than 4,577 property crimes per 100,000 persons

Significance:
The target measures change in the overall rate of property crime based on Uniform Crime Reporting (UCR) standards compared to the average of the past 3 fiscal years, accounting for growth in the population.

* NOTE: CURRENT MONTH DATA IS NOT AVAILABLE AT TIME OF REPORT. YTD through prior month.



Arrests

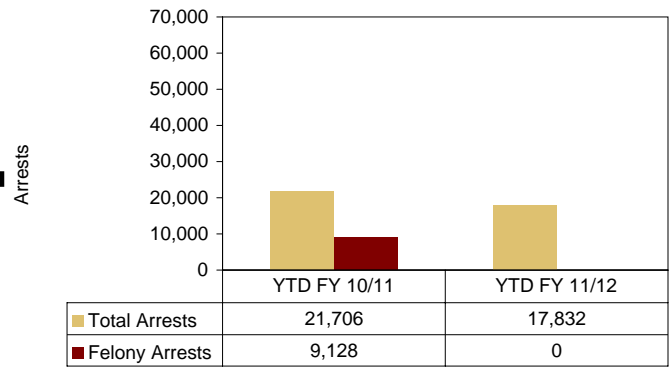
Target: 42,753 arrests **YTD Arrests * : 17,832**

Goal:
To increase arrests with a focus on serious/felony crimes

Target:
42,753 arrests

Significance:
The Police Department is focusing on increasing arrests, with an emphasis on serious/felony crimes, to enhance community safety.

* NOTE: CURRENT MONTH DATA IS NOT AVAILABLE AT TIME OF REPORT. YTD through prior month.



Dispatched/Callback Calls for Service

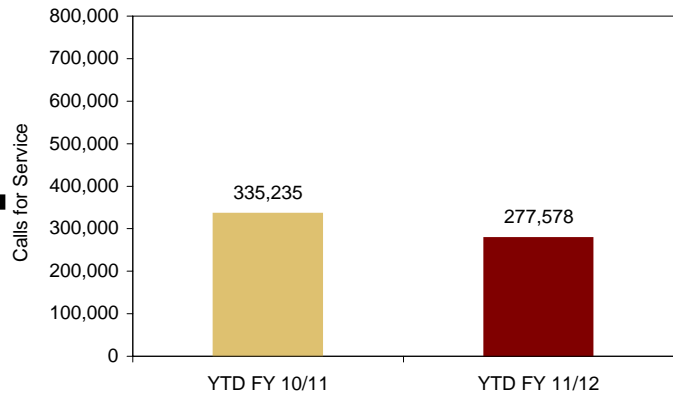
Target: 670,038 calls **YTD Calls * : 277,578**

Goal:
To respond to and address citizen calls for service

Target:
670,038 calls for service

Significance:
A core function of the Police Department is to respond to citizen calls for service to address community needs, and prevent, suppress, and solve crimes.

* NOTE: CURRENT MONTH DATA IS NOT AVAILABLE AT TIME OF REPORT. YTD through prior month.



Violent Crime Clearance Rate

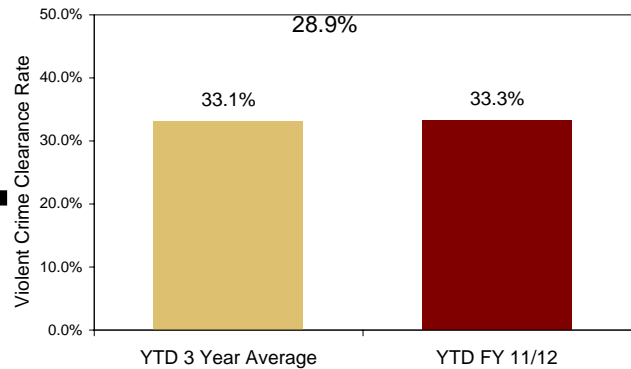
Target: 33.6% cleared **YTD Actual * : 33.3%**

Goal:
To increase the violent crime clearance rate and enhance community safety

Target:
Higher than a 33.6% violent crime clearance rate

Significance:
The target measures change in the overall clearance rate based on Uniform Crime Reporting (UCR) standards compared to the average of the past 3 fiscal years.

* NOTE: CURRENT MONTH DATA IS NOT AVAILABLE AT TIME OF REPORT. YTD through prior month.



Property Crime Clearance Rate

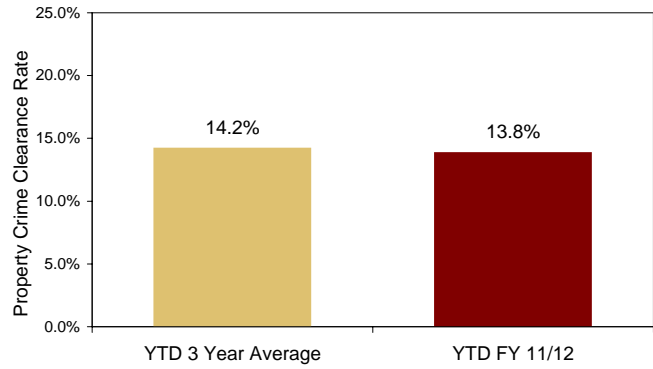
Target: 14.7% cleared **YTD Actual * : 13.8%**

Goal:
To increase the property crime clearance rate and enhance community safety

Target:
Higher than a 14.7% property crime clearance rate

Significance:
The target measures change in the overall clearance rate based on Uniform Crime Reporting (UCR) standards compared to the average of the past 3 fiscal years.

* NOTE: CURRENT MONTH DATA IS NOT AVAILABLE AT TIME OF REPORT. YTD through prior month.



Department Budget

Target: 100% **YTD Spending: 0%**

Goal:
To maintain annual spending levels within the appropriated budget

Target:
Maintain 100% of annual spending levels

Significance:
Ensuring that department spending is within budget and financial resources are being used appropriately by identifying cost savings measures within the department budget.

