


# 2006-11 Capital Improvement Program Highlights

The Capital Improvement Program (CIP) totals \$5.6 billion over the next five years. As shown in the pie chart, funding for the 2006-11 program comes from five main sources: \$1.0 billion in 1988, 1989, 2001 and 2006 voter-approved bond funds, \$1.4 billion in pay-as-you-go operating funds, \$1.4 billion in various enterprise bonds, \$341.7 million in Transit 2000 and Parks and Preserve Initiative funds, and \$1.5 billion in other funds. The \$1.5 billion in other funds includes \$358.1 million in nonprofit corporation financing, \$434.6 million in capital grants, \$410.7 million from private and other cities and agencies for participating in programs such as Water and Wastewater, \$145.7 million in impact fees, \$106.2 million in passenger facility charges, \$7.3 million in solid waste remediation funding and \$3.3 million from other miscellaneous capital sources.

Projects included in the first year total \$2.3 billion and are funded from pay-as-you-go operating funds (\$432.9 million), bond funds (\$928.7 million) and other capital financing (\$965.1 million). A financial organization chart at the end of this section presents a visual overview of the first year by source of funds. Two additional schedules summarize the first year by source of funds and the 2006-07 Capital Budget by fund. A brief overview of the five-year plan for each program follows.

**2006-11 Capital Improvement Program Sources of Funds**



## Arts and Cultural Facilities

The \$44.5 million Arts and Cultural Facilities program is funded with 2001 and 2006 bonds and includes the following projects:

- Complete an expansion of the Phoenix Museum of History
- Construct an expansion of the Museo Chicano
- Complete renovation of the Phoenix Family Museum
- Complete renovation of the Phoenix Theatre
- Construct a new facility to house Arizona Opera and Ballet Arizona
- Renovate existing Black Theatre Troupe facility at 333 E. Portland St.
- Renovate Carver Museum at 415 E. Grant St.
- Address major maintenance, ADA and safety issues at city-owned cultural facilities

## Aviation

The Aviation program totals \$641.9 million. This program includes improvements at Phoenix Sky Harbor International Airport and the two satellite airports, Phoenix Goodyear and Phoenix Deer Valley. The Aviation program is funded with aviation operating revenue, federal grant funds, aviation nonprofit corporation bonds and passenger facility charge funds.

Major improvements planned for Phoenix Sky Harbor International Airport include the following:

- Reconstruct existing asphalt taxiways in concrete
- Acquire land around the airport and other noise mitigation projects
- Construct prepay machines for parking garages
- Complete a terminal blast analysis and other required security improvements
- Develop landscape plan
- Upgrade North security checkpoint at Terminal 3
- Upgrade electrical system at Terminal 3



- Rehabilitate Terminal 4 sidewalk expansion joints
- Complete an in-line baggage explosion detection system

The Aviation program also includes early redemption of passenger facility charge revenue bonds, development of a master plan for the Phoenix Deer Valley Airport and environmental assessments at both satellite airports. Finally, the program includes a \$5.0 million capital investment in the Williams Gateway Airport Authority.

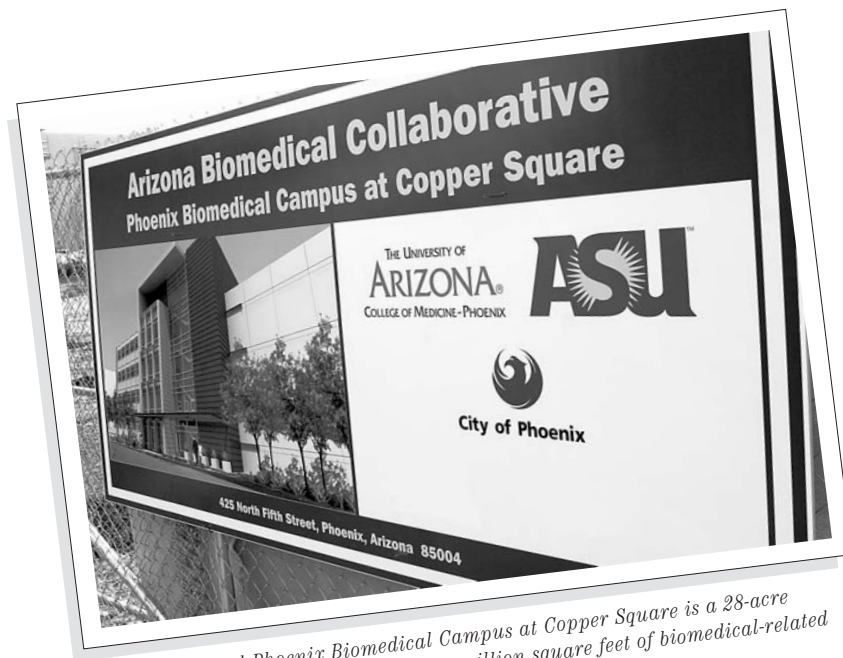
### Economic Development

The \$237.9 million Economic Development program is funded with 2006 bonds, community reinvestment funds, and nonprofit corporation bond financing. Included in this program are downtown and citywide economic development projects.


Downtown projects include acquisition of land, renovation of three existing buildings and design and construction of new facilities in a 20-acre downtown site for ASU Downtown, design the new University of Arizona College of Pharmacy and infrastructure improvements to the Phoenix Biomedical Campus. Land acquisition and site preparation near the

downtown area for the expansion of the Life Sciences Research Park also is planned. Other projects include land acquisition for the Fillmore Property, equipment acquisition for the Translational Genomics Institute (TGEN)/International Genomics Consortium (IGC) project and downtown infrastructure improvements to sidewalks, landscaping and lighting, business redevelopment and art enhancements.

The citywide Economic Development program is funded with 2006 bonds. Planned projects include revitalization of public infrastructure on the west side of the city, assistance to small high schools targeted to specific career development programs and acquisition of property for the relocation of the state fairgrounds.



*The city-owned Phoenix Biomedical Campus at Copper Square is a 28-acre urban research park planned for two million square feet of biomedical-related research, laboratory and academic facilities.*



### **Energy Conservation**

The \$6.8 million Energy Conservation program is funded with general, convention center, wastewater and water operating funds. This program includes projects to continue the city's energy conservation and cost reduction efforts at various city facilities.

The city's Energy Conservation program has been in place for more than 20 years. Through the program's efforts in addressing energy efficient retrofits, energy efficient design and management, metering for efficient operations and implementation of new technology, the annual cost savings average \$250,000.

### **Facilities Management**

The Facilities Management program totals \$54.0 million and is funded with 2001 and 2006 bonds and general funds. The following projects are planned for 2001 and 2006 bond funding:

- Renovation of the Glenrosa Service Center
- Design and construct accessibility improvements at existing service centers and buildings
- Complete the Pecos Community Center
- Conceptual design of customer service centers
- Infrastructure for the future Estrella maintenance and customer service center
- Replacement of critical facility and support systems in Phoenix City Hall and the Calvin C. Goode buildings

Projects planned for general funding include remediation of contaminated soil from leaking underground storage tanks; upgrade of the air distribution system, secondary electric and lighting systems and refurbish the flooring at the Calvin C. Goode Building; repair the life-safety systems and replace sprinkler piping at Phoenix City Hall; design and construct facilities improvements at the Union Hills, Salt River, Central, Glenrosa and Okemah service centers; design and construct a fuel dispensing station at the Glenrosa Service Center and construct equipment repair canopies at the Okemah Service Center.





## Fire Protection

The \$93.7 million Fire Protection program is funded with 2001 and 2006 bonds and impact fees. The following fire stations are planned for bond funding:

### New Fire Station Construction

- Station 55 at I-17 Freeway and Jomax Road
- Station 57 at 15th Avenue and Dobbins Road (opens April 2007)
- Station 59 in Estrella Village
- Station 72 in Desert View Village
- Station 74 in West Ahwatukee Foothills

### New Infill Fire Station Construction

- Station 60 at 19th and Dunlap avenues (opens May 2007)
- Station 61 at 16th Street and Indian School Road (opens May 2007)
- Station 62 at 99th Avenue and Lower Buckeye Road (opens May 2007)

### Land Acquisition for Future New Fire Stations

- Station 64 at 51st Avenue and Osborn Road
- Station 63 at Seventh Street and Thunderbird Road
- Stations 57 and 62 also are partially funded by impact fees.


The following firefighter training and technology projects also are programmed for bond funding:

- Acquisition of firefighter training technology
- Expansion of Fire Training Academy
- Construction of a Command Training Center
- Construction of a Dispatch and Emergency Operations Center
- Installation of traffic preemption equipment
- Upgrade of the computer-aided dispatch system

Revenue from participating entities will fund their portion of the multi-agency computer-aided dispatch equipment project.



*Station 56 opened in April 2006 and serves residents in the far north part of the city. Four additional fire stations are scheduled to open across the city in 2006-07.*



### **Freeway Mitigation**

The Freeway Mitigation program totals \$5.1 million. This program is funded with 1988 and 2001 bonds.

The Freeway Mitigation program provides for the development of freeway corridor improvements to buffer the impact of existing and new limited-access roadways in the city's neighborhoods. Improvements are programmed for the Piestewa Peak Parkway, Outer Loop, South Mountain Loop and Black Canyon/Maricopa Freeway corridors.

### **Historic Preservation**

The Historic Preservation program totals \$14.7 million and is funded with 1989, 2001 and 2006 bonds. The following projects are planned for 2001 and 2006 bond funding:

- Construction of historic preservation demonstration projects
- Acquire and rehabilitate threatened historic buildings citywide
- Identify post World War II neighborhoods citywide eligible for city historic designation
- Matching grants for residential and commercial historic-property owners to rehabilitate historic properties in exchange for conservation easements

### **HOPE**

The HOPE VI project is programmed for \$14.8 million and is funded with federal grants and 2001 bonds. The HOPE VI project will reconstruct the public housing units at Matthew Henson and revitalize the surrounding neighborhood. The project will establish a mixed-use, mixed-income development and will create incentives to attract additional investment to the area through public and private partnership.





## Housing

The Housing program totals \$56.4 million and is funded with Community Development Block Grant (CDBG) funds, 2001 and 2006 bonds, and federal grant funds.

Housing projects using 2006 bonds include:

- Acquire and expand city-owned properties by 200 annually for affordable housing
- Increase affordable housing new loan program
- Install air conditioning units in public housing to replace obsolete evaporative coolers

Nonprofit projects in the 2006 Bond Program include:

- Provide funding for construction of the United Methodist Outreach Ministries New Day Center homeless shelter for families

Remaining 2001 bonds are programmed to acquire housing for low-income families and seniors. Modernization projects also are planned based on the availability of grant funds. City Council approved allocations of Community Development Block Grant funds also are programmed.

## Human Services

The \$38.3 million Human Services program is funded with 2001 and 2006 bonds. This program provides for design and construction of the La Pradera and 51st Avenue senior centers, purchase of land for the 16th Street Senior Center and completion of the South Family Services Center. It also provides for renovation and expansion of the Watkins Homeless Shelter to serve as an emergency shelter and the use of 2001 bonds that remain for a family transitional living center.


Nonprofit projects in the 2006 Bond Program include:

- Expansion of the Boys and Girls Club Dave Pratt Dental Clinic
- Renovation of the Native American Connections' Guiding Star Treatment Center
- Acquire land for the Native American Connections' Business and Cultural Center
- Partial funding to acquire a facility for the Valle Del Sol Combined Service Center
- Acquire land for the Body Positive Community Service Center

## Information Technology

The \$43.9 million Information Technology program is funded with 2001 and 2006 bonds, and with water, wastewater, solid waste disposal, aviation, Arizona highway users and convention center revenues. Projects planned for 2001 and 2006 bond funding include the following:

- Replace the public safety and public service radio system with the Phoenix Regional Wireless Network project
- Acquire information system management and security software and hardware
- Improve data communications infrastructure
- Complete stabilization of the telephone system
- Acquire electronic equipment to provide improved customer service
- Acquire information system management software tools and hardware
- Acquire land, design, construct and equip an alternate information technology operations center
- Deploy voice/data convergence-ready equipment to upgrade and enhance staff connectivity
- Acquire wide-area network equipment to enhance employee productivity
- Improve the city's Geographic Information System
- Purchase equipment to expand availability of accessible voting in city elections as required by the federal Help America Vote Act (HAVA)



## Libraries

The Libraries program totals \$48.9 million and is funded with 2001 and 2006 bonds, general funds and impact fees. Projects for 2001 and 2006 bond funding include the following:

- Acquire land for a North Gateway Branch Library
- Acquire land for a Desert View Branch Library
- Demolish, design and construct a new branch library to replace the existing Harmon Library
- Acquisition of land for a West Ahwatukee Branch Library
- Construct a 15,000-square-foot branch library in partnership with South Mountain Community College
- Remodel the Saguaro Library and add additional public computers and an enhanced collection

- Expand patron self-service capabilities, including wireless Internet access at all facilities, self-checkout equipment at all libraries, RFID (Radio Frequency Identification) technology at all libraries and additional public computers at libraries with the greatest need
- Complete the Cesar Chavez Regional Branch Library
- Design and construct Agave Regional Branch Library

General funds are planned to construct minor improvements to the Cholla Branch Library and improve branch libraries in older neighborhoods to meet current standards. Impact fees are planned to acquire sites for new libraries in North Gateway, West Ahwatukee, Desert View areas and they are also for the design of the Estrella Branch Library.

## Neighborhood Services

The Neighborhood Services program totals \$39.0 million and is funded with 2001 and 2006 bonds and Community Development Block Grant (CDBG) funds.

Projects utilizing 2001 and 2006 bonds include the following:

- Acquire land for a future Graffiti Buster Service Center
- Partner with the community and other city departments to address critical neighborhood projects
- Construct sidewalks, lighting, alley improvements and landscaping to enhance aging neighborhoods



*The 13,500-square-foot Neighborhood Resource Center located at 24th Street and Broadway Road features neighborhood meeting rooms, Neighborhood Services Department offices and a police substation.*





## Parks, Recreation and Mountain Preserves

The Parks and Recreation program totals \$344.3 million and is funded with 2001 and 2006 bonds, Parks Monopole Sites revenue, impact fees and Parks and Preserves Initiative funds. The program provides for acquisition and development of new park sites and specialty areas and improvements to existing parks.

The following major projects are included in 2001 and 2006 bond-funded improvements:

- Acquire land in the Ahwatukee Foothills area
- Improve and renovate parks citywide


- Acquire Pioneer Living History Museum property and renovate the Ben Avery Shooting Range
- Acquire land for neighborhood mini-park sites
- Develop a downtown civic space park
- Renovate and construct trails citywide
- Renovate aquatics facilities citywide
- Renovate and construct park upgrades to comply with the Americans with Disabilities Act
- Construct sport fields and install sports lighting upgrades citywide
- Acquire land for the Rio Salado Oeste habitat restoration
- Design and construct a soccer stadium at the Reach 11 sports complex

Nonprofit projects in the program include:

- Provide funding for construction of a sports and recreation center for A Bridge to Independent Living (ABIL)
- Provide funding toward construction of an Audubon Center at Rio Salado
- Provide partial funding for construction of a Boys and Girls Club
- Provide partial funding for offsite improvements for construction of a Salvation Army South Mountain Center
- Provide partial funding for construction of a gymnasium at a new Maryvale branch of the YMCA



*The Reach 11 recreation area amenities include an equestrian center, hiking and riding trails, a trailhead parking lot, restrooms, a picnic area with ramada and grills, a drinking fountain and wildlife/nature desert areas.*





Parks and Preserves Initiative-funded projects include improvements to community and neighborhood parks and land for the Sonoran Preserve. Impact fees are planned to acquire and develop park sites in the Ahwatukee, Deer Valley, Desert View, Estrella, Laveen and North Gateway areas and to acquire open space preserve land in the northern areas. Parks monopole sites revenue is planned to add amenities to parks with monopole sites.


### **Phoenix Convention Center**

The \$81.9 million Phoenix Convention Center program is funded with convention center operating revenue, nonprofit corporation bonds, 2006 bonds and general funds. In addition to the convention center, this program includes the Herberger and Orpheum theaters, Symphony Hall plus the Patriot's, Hyatt Regency, Heritage and Convention Center parking garages.

The multi-year convention center expansion is the primary project funded in this program. Other convention center projects include only internal repairs.

Miscellaneous improvements and studies are planned for garages and theaters.

2006 bonds are planned for the Herberger Theater Center for renovations and enhancements as well as Patriot's Garage structural repairs.



*The \$600 million expansion of the Phoenix Convention Center will triple in size, offering nearly 900,000 square feet of rentable space and more than two million square feet total. Phase one will be ready for groups in July 2006, and the completion of the entire convention center is scheduled for early 2009.*





### **Police Protection**

The Police Protection program totals \$112.6 million. This program is funded with 2001 and 2006 bonds.

The following projects are planned for 2001 and 2006 bond funding:


- Complete construction and equip a new forensics crime lab
- Construct the Sunnyslope neighborhood police station at Seventh and Peoria avenues
- Purchase eight single-engine, medium-duty helicopters to replace the current fleet
- Design and construct aircraft hangar facilities at the Deer Valley Airport
- Purchase additional equipment to provide server redundancy for police computer systems
- Upgrade and install Computer Aided Dispatch (CAD) system
- Improve radio coverage in various areas and in buildings through the Phoenix Regional Wireless Network (PRWN) project
- Acquire equipment for Automated Fingerprint Identification (AFIS) upgrade
- Acquire land for a new Northwest Precinct
- Acquire Police Automated Computer Entry (PACE) upgrade and replacement
- Design, rebuild and equip the Squaw Peak Precinct
- Design new precinct in the Northeast/Cave Creek and Smokehouse Trail area
- Acquire land, design and construct a new precinct in the northwest area of I-17 and Happy Valley Road
- Design the Southwest Phoenix Facility
- Design Communications Center expansion
- Construct neighborhood police stations
- Renovate police headquarters and facilities
- Complete the range design and driving track improvements

### **Public Transit**

The \$824.8 million Public Transit program is funded with Transit 2000 revenue, Regional Transportation revenue including the half-cent countywide sales tax, Transit nonprofit corporation bonds, and federal and state grants.

Phoenix voters approved Transit 2000, a 0.4 percent sales tax, on March 14, 2000, to fund extensive improvements to the city's public transit system. Projects planned in the Public Transit program with these revenues and regional transportation revenue include bus acquisition, new passenger facilities, technology enhancements, improvements to bus stops and shelters, upgrades to maintenance facilities, bus pullouts and rapid transit and light rail planning and construction.

Federal and state grant funds are planned to purchase buses, construct passenger facility improvements, construct light rail, upgrade maintenance facilities and enhance technologies.



### **Solid Waste Disposal**

The \$80.9 million Solid Waste Disposal program includes projects at the city's landfills and is funded with solid waste disposal revenue, solid waste remediation funds and nonprofit bond funds.

Projects at the Skunk Creek Landfill include the methane gas extraction systems and cell lining, capping and landscaping. Improvements to the 19th Avenue Landfill include maintaining soil capping and the methane gas collection system. Projects at the 27th Avenue Landfill include painting all exterior structural steel, landscaping, monitoring groundwater and methane gas. In addition, the Solid Waste Disposal program includes cell excavation and construction of a drainage system and methane gas system for the new State Route 85 landfill.

### **Storm Sewers**

The Storm Sewers program totals \$122.3 million and is funded with 2001 and 2006 bonds, capital construction funds, impact fees and participation by other agencies. This program is scheduled to coordinate with the Major Street construction program and provides for construction of storm sewer lines, detention basins and other facilities to control flooding. Storm drainage construction for 2001 and 2006 bond funding includes the following projects:

- 10th Street Wash improvement project
- 28th Street, Red Mountain Freeway to Thomas Road storm drain
- 24th Avenue and Camelback Road detention basin
- 26th Avenue and Verde Lane detention basin
- 23rd Avenue and Roeser Road
- Seventh Street, Pima to Deer Valley roads
- Bethany Home Road Outfall Channel
- 51st Avenue, Dobbins Road to Southern Avenue storm drain
- 51st Avenue, Southern Avenue to Salt River storm drain

- Camelback Road, Agua Fria Freeway to 99th Avenue storm drain
- 19th Avenue, Deer Valley to Pinnacle Peak roads
- 20th Avenue and Turney Detention Basin
- 30th Avenue and Madison storm drain
- 75th Avenue, Buckeye to Van Buren storm drain
- 75th Avenue, Salt River to Papago Freeway
- Ninth Avenue, Arizona Canal to Peoria Avenue storm drain
- Deer Valley Road, 16th to 20th streets
- Fillmore, Ninth to Third avenues storm drain
- Pinnacle Peak Road and Tatum Boulevard Intersection improvements

In addition, 2001 and 2006 bond funds are planned to construct local drainage improvements, provide floodplain survey assistance and rehabilitate existing storm drains.





### Major Streets

The \$310.2 million Major Street program is funded with Arizona Highway User Revenue, capital construction funds, 2001 and 2006 bonds, impact fees and participation by other agencies. This program provides for the construction of major arterial streets over the next five years. This program agrees with the approved five-year Major Street program. Major street construction for 2001 and 2006 bond funding includes the following projects:

- 20th Street, Highland to Camelback Road
- 75th Avenue, Buckeye to Van Buren
- Acquire right-of-way for east-west parkway in the Sonoran Desert Preserve
- Pinnacle Peak Road and Tatum Boulevard intersection improvements
- 32nd Street, Washington Street to McDowell Road
- Westside streetscape and retrofit programs
- Rio Salado Beyond the Banks land and roadway
- 19th Avenue, Jomax to Central Arizona Project canal
- Historic districts streetscape improvements

Also funded with 2006 bonds is the purchase of office space for traffic counting, parking meter and right-of-way management functions.

Major street construction for Arizona Highway User Revenue funding includes the following projects:

- 19th Avenue, Baseline Road to Southern Avenue
- 67th Avenue, Buckeye Road to Van Buren Avenue
- Camelback Road, 107th to 99th avenues
- 52nd Street, McDowell to Thomas roads
- Pinnacle Peak Road, 43rd to 35th avenues
- Van Buren Avenue, 67th to 59th avenues
- Seventh Avenue, Southern Avenue to Salt River
- Lower Buckeye Road, 43rd Avenue to 35th Avenue
- Van Buren Avenue, 75th to 67th avenues
- 32nd Street, Southern Avenue to Broadway Road
- Scottsdale Road, Loop 101 to Bell Road
- McDowell Road, 83rd to 75th avenues
- Retrofit Program

Impact fees are planned for street improvements in the Laveen area.

### Other Street Improvements


The Other Streets program totals \$173.9 million and is funded with Arizona Highway User Revenue, 2001 and 2006 bonds, capital construction funds and participation by other agencies. The Other Streets program includes local paving projects, mid-block streetlights, bikeways, tunnels, pathways, residential street resurfacing, major street overlay, major street micro seal, and sidewalk and ramp improvements. The program also includes the annual Portland Cement Concrete Repair program and Slurry Seal program. Capital Construction funds are included for dust control to stabilize dirt shoulders and alleys.

### Traffic Improvements

The Traffic Improvements program totals \$75.3 million and is funded with 2006 bonds, Arizona Highway User Revenue, capital construction funds and participation by other agencies. This program includes traffic congestion, screen wall, speed hump, painting, bottleneck removal, traffic signal system upgrade, new warranted traffic signal and left turn arrow projects.

Arizona Highway User Revenue is funding the construction of a pedestrian underpass at 25th Street and Camelback Road.

Capital Construction funds are included in the program for traffic safety, traffic calming, screen walls, and school safety storage (securing children using crosswalks via a median) and sidewalks. Funds will be allocated to specific traffic improvement projects as needs are identified.



## **Wastewater**

The Wastewater program totals \$1.0 billion and is funded with wastewater operating revenue, nonprofit corporation bonds, impact fees and other cities' participation in the 91st Avenue Wastewater Treatment Plant Subregional Operating Group (SROG) joint venture.

Major projects programmed at the 91st Avenue Wastewater Treatment Plant include unified plant expansion, support system upgrades, odor control facilities, instrumentation and control improvements, metering station upgrades, and repair and replacement of equipment.

Other major Wastewater projects include the following:

- Construction of a reuse and river restoration project at Tres Rios
- Design and construction of Salt River Outfall and Southern Avenue Interceptor Parallel sewers to meet wastewater system flow demands
- Construction of odor control facilities for the Salt River Outfall and Southern Avenue Interceptor sewers

- Construction of relief sewers citywide
- Conversion to multi-phase sludge digestion at the 23rd Avenue Wastewater Treatment Plant
- Repair and replacement of equipment at the 23rd Avenue Wastewater Treatment Plant
- Security improvements at remote facilities
- Sewer lift station improvements and construction of a sewer lift station at 107th Avenue and Roeser Road
- Construction of parallel sections of the Broadway Sewer from 32nd Street to 51st Avenue to provide needed additional capacity
- Rehabilitation of selected sewers of various sizes and materials located throughout the city
- Sewer relocations for light rail
- Replacement and upgrade of the billing system

## **Water**

The \$1.1 billion Water program is funded with water operating revenue, nonprofit corporation bonds, capital reserve funds and city of Mesa participation in the Val Vista Water Treatment Plant joint venture.


Major projects programmed include the following:

- Acquisition and construction of new wells and rehabilitation of existing wells
- Construction of new reservoirs and rehabilitation of existing reservoirs
- Construction of new booster stations and rehabilitation of existing booster stations
- Rehabilitation of steel tanks
- Construction of arsenic treatment facilities at various well sites
- Rehabilitation and security upgrades at Cave Creek Water Reclamation Plant





- Design of a new water treatment plant at 15th Avenue and Dobbins Road
- Design and construction of east and west basins at Deer Valley Water Treatment Plant
- Conversion of plant filtration to granular activated carbon at Val Vista, Deer Valley, 24th Street and Union Hills water treatment plants
- Rehabilitation and process optimization at the Val Vista, Deer Valley, 24th Street and Union Hills water treatment plants
- Replacement and rehabilitation of the Val Vista Transmission Main from the Val Vista Water Treatment Plant to 48th Street
- Construction of water main improvements recommended in the integrity study and rehabilitation of existing mains citywide
- Increase capacity of water distribution system in the Camelback East residential corridor
- Construction of new mains in growth areas
- Replacement and upgrade of the billing system
- Acquisition of additional water resources
- Relocation of water lines for light rail
- Install new service meters and construction of plumbing connections for alley service relocations



**2006-07 CAPITAL IMPROVEMENT PROGRAM  
BY SOURCE OF FUNDS  
(In Thousands of Dollars)**

	Total Program	Pay-As- You-Go Operating	Misc. Bonds *	2006 Bonds	Nonprofit Corporation Bonds	Other Capital Sources
Arts and Cultural Facilities	\$16,386	\$3,545	\$ 6,340	\$6,501	\$ -	\$ -
Aviation	581,048	35,663	2,366	-	213,860	329,159
Economic Development	105,487	1,170	71	101,560	-	2,686
Energy Conservation	1,500	1,500	-	-	-	-
Facilities Management	15,832	9,534	4,832	500	-	966
Fire Protection	27,128	-	15,209	6,905	-	5,014
Freeway Mitigation	4,220	-	4,220	-	-	-
Historic Preservation	4,272	139	1,498	2,634	-	-
HOPE VI	8,284	6,956	141	23	1,164	-
Housing	14,936	-	3,484	3,450	-	8,002
Human Services	17,135	-	14,635	2,500	-	-
Information Technology	18,024	2,860	8,647	6,330	-	187
Libraries	21,301	299	13,423	3,500	-	4,079
Neighborhood Services	8,681	1,698	3,486	3,437	-	60
Parks, Recreation and Mountain Preserves	182,480	68,289	22,816	25,569	150	65,656
Phoenix Convention Center	48,336	42,080	98	-	6,158	-
Police Protection	23,397	-	14,814	3,000	-	5,583
Public Transit	338,033	66,200	-	-	950	270,883
Solid Waste Disposal	44,802	3,836	328	-	-	40,638
Storm Sewers	49,373	2,216	22,880	9,805	-	14,473
Streets - Major Streets	93,050	52,269	10,076	-	160	30,545
Streets - Other Streets	36,314	30,622	-	-	-	5,692
Streets - Traffic Improvements	17,119	12,329	-	-	-	4,790
Wastewater	393,653	34,208	-	44	206,169	153,232
Water	255,873	57,520	349	440	174,138	23,426
<b>Total</b>	<b>\$2,326,664</b>	<b>\$432,933</b>	<b>\$149,713</b>	<b>\$176,198</b>	<b>\$602,749</b>	<b>\$965,071</b>

\*Remaining 1981, 1988, 1989 and 2001 bond funds. Of this amount, \$145,556,000 is 2001 bond funds.





**RESOURCES AND EXPENDITURES BY CAPITAL FUND  
2006-07 CAPITAL IMPROVEMENT PROGRAM**

	RESOURCES		EXPENDITURES		FUND BALANCES		
	Beginning Balance	Projected Revenue	Total	Estimated Expenditures	Ending Fund Balances	Available For Sale	Funds Available Beyond 6/07
<b>Capital Fund</b>							
<b>Bond and Related Funds</b>							
2006 Downtown Education & Historic Preservation	\$ -	\$ -	\$ -	\$100,500,000	\$(100,500,000)	\$198,700,000	\$98,200,000
2006 Art & Culture, Human Services, Libraries & Facilities	-	-	-	15,194,000	(15,194,000)	133,800,000	118,606,000
2006 Parks and Recreation	-	-	-	24,620,000	(24,620,000)	120,500,000	95,880,000
2006 Police & Fire Protection	-	-	-	14,035,000	(14,035,000)	177,000,000	162,965,000
2006 Police & Fire Technology	-	-	-	2,200,000	(2,200,000)	16,100,000	13,900,000
2006 Housing, Neighborhood Services & Economic Development	-	-	-	8,345,000	(8,345,000)	85,000,000	76,655,000
2006 Streets and Storm Sewers	-	-	-	11,305,000	(11,305,000)	147,400,000	136,095,000
2001 Affordable Housing & Homeless Shelter	9,646,042	-	9,646,042	9,598,441	47,601	-	47,601
2001 Educational, Youth & Cultural Facilities	4,530,727	-	4,530,727	8,878,850	(4,348,123)	5,000,000	651,877
2001 Environmental Improvement & Cleanup	(3,709,165)	-	(3,709,165)	1,497,267	(5,206,432)	5,500,000	293,568
2001 Fire Protection Facilities & Equipment	(6,567,093)	-	(6,567,093)	11,019,590	(17,586,683)	18,500,000	913,317
2001 New & Improved Libraries	417,781	-	417,781	13,423,647	(13,005,866)	13,300,000	294,134
2001 Neighborhood Protection & Senior Centers	2,548,534	-	2,548,534	16,688,182	(14,139,648)	14,860,000	720,352
2001 Parks, Open Space & Recreation	7,115,384	-	7,115,384	19,921,859	(12,806,475)	14,500,000	1,693,525
2001 Police Protection Facilities & Equipment	(17,662,402)	-	(17,662,402)	11,416,386	(29,078,788)	30,300,000	1,221,212
2001 Police, Fire & Computer Technology	6,144,372	-	6,144,372	16,528,667	(10,384,295)	10,800,000	415,705
2001 Preserving Phoenix Heritage	(1,157,022)	-	(1,157,022)	783,248	(1,940,270)	2,300,000	359,730
2001 Storm Sewers	8,703,697	-	8,703,697	23,121,180	(14,417,483)	15,470,000	1,052,517
2001 Street Improvements	(18,575,508)	-	(18,575,508)	12,678,134	(31,253,642)	31,500,000	246,358
1989 Historic Preservation	297,749	-	297,749	16,364	281,385	-	281,385
1988 Freeway Mitigation, Neighborhood Stabilization & Slum & Blight Elimination	(170,588)	-	(170,588)	1,215,412	(1,386,000)	2,300,000	914,000
1988 Parks, Recreation & Mountain Preserve	178,438	-	178,438	146,631	31,807	-	31,807
1988 Police Protection	(44,016)	-	(44,016)	255,984	(300,000)	300,000	-
1988 Storm Sewers	37,260	-	37,260	37,260	-	-	-
Various Aviation Bonds	(214,891,403)	1,220,000	(213,671,403)	216,346,000	(430,017,403)	436,045,000	6,027,597
Various Phoenix Convention Center Bonds	8,757,856	-	8,757,856	5,427,532	3,330,324	-	3,330,324
Various Wastewater Bonds	(96,605,710)	-	(96,605,710)	208,308,794	(304,914,504)	602,000,000	297,085,496
Various Water Bonds	7,611,936	-	7,611,936	175,152,303	(167,540,367)	715,000,000	547,459,633
Various Purpose Bonds	474,347	-	474,347	-	474,347	-	474,347
<b>Other Financing</b>							
General Government Non-Profit Corp. Bonds	(123,815,380)	-	(123,815,380)	5,063,396	(128,878,776)	461,700,000	332,821,224
Solid Waste Non-Profit Corp. Bonds	(27,060,672)	-	(27,060,672)	37,325,108	(64,385,780)	84,268,000	19,882,220
Transit Light Rail Bonds	309,768,650	-	309,768,650	218,793,799	90,974,851	-	90,974,851
Capital Grants	54,879,466	324,693,000	379,572,466	325,718,924	53,853,542	N/A	53,853,542
Impact Fees	151,687,758	-	151,687,758	130,406,814	21,280,944	N/A	21,280,944
Other Capital	22,923,274	-	22,923,274	2,433,000	20,490,274	N/A	20,490,274
Other Cities' Participation in Joint Ventures	60,589,000	142,556,000	203,145,000	142,556,000	60,589,000	N/A	60,589,000
Passenger Facility Charge and Related Bonds	320,916,076	88,426,000	409,342,076	99,881,015	309,461,061	N/A	309,461,061
Responsible Party Remediation Funds	9,201,070	-	9,201,070	2,891,736	6,309,334	N/A	6,309,334
<b>TOTAL</b>	\$476,170,458	\$556,895,000	\$1,033,065,458	\$1,893,730,523	\$(860,665,065)	\$3,342,143,000	\$2,481,477,935