



Agenda General Obligation Bond Economic Development & Education Subcommittee

Meeting Location:
City Council Chambers
200 W. Jefferson St.
Phoenix, Arizona 85003

Thursday, September 22, 2022

1:00 PM

City Council Chambers

OPTIONS TO ACCESS THIS MEETING

Virtual Request to speak at a meeting:

- **Register online** by visiting <http://www.phoenix.gov/bond/meetings> **at least 2 hours prior to the start of this meeting**. Then, click on this link at the time of the meeting and join the Webex to speak:

<https://phoenixpublicmeetings.webex.com/phoenixpublicmeetings/onstage/g.php?MTID=ef02eb21ff1704ff7aff84e2260b4fcf5>

- **Register via telephone** at 602-262-6001 **at least 2 hours prior to the start of this meeting**. Then, use the call-in phone number and Meeting ID listed below at the time of the meeting to call-in and speak.

In-Person Requests to speak at a meeting:

- Register in person at a kiosk located at the City Council Chambers, 200 W. Jefferson St., Phoenix, Arizona, 85003. Arrive **1 hour prior to the start of this meeting**. Depending on seating availability, residents will attend and speak from the Upper Chambers or Lower Chambers.

- Individuals should arrive early, 1 hour prior to the start of the meeting to submit an in-person request to speak before the item is called. After the item is called, requests to speak for that item will not be accepted.

At the time of the meeting:

- Watch the meeting live streamed on phoenix.gov or Phoenix Channel 11 on Cox Cable, or using the Webex link provided above.

- **Call-in** to listen to the meeting. Dial 602-666-0783 and Enter Meeting ID 2489 456 3616# (for English) or 2486 605 9654# (for Spanish). Press # again when prompted for attendee ID.

- **Watch** the meeting in-person from the Upper Chambers or Lower Chambers depending on seating availability.



Agenda General Obligation Bond Economic Development & Education Subcommittee

Meeting Location:
City Council Chambers
200 W. Jefferson St.
Phoenix, Arizona 85003

Thursday, September 22, 2022

1:00 PM

City Council Chambers

Para nuestros residentes de habla hispana:

- **Para registrarse para hablar en español**, llame al 602-262-6001 **al menos 2 horas antes del inicio de esta reunión** e indique el número del tema. El día de la reunión, llame al 602-666-0783 e ingrese el número de identificación de la reunión 2486 605 9654#. El intérprete le indicará cuando sea su turno de hablar.

- **Para solamente escuchar la reunión en español**, llame a este mismo número el día de la reunión (602-666-0783); ingrese el número de identificación de la reunión 2486 605 9654#. Se proporciona interpretación simultánea para nuestros residentes durante todas las reuniones.

- **Para asistir a la reunión en persona**, vaya a las Cámaras del Concejo Municipal de Phoenix ubicadas en 200 W. Jefferson Street, Phoenix, AZ 85003. Llegue 1 hora antes del comienzo de la reunión. Si desea hablar, regístrese electrónicamente en uno de los quioscos, antes de que comience el tema. Una vez que se comience a discutir el tema, no se aceptarán nuevas solicitudes para hablar. Dependiendo de cuantos asientos haya disponibles, usted podría ser sentado en la parte superior de las cámaras, o en el piso de abajo de las cámaras.



Agenda General Obligation Bond Economic Development & Education Subcommittee

Meeting Location:
City Council Chambers
200 W. Jefferson St.
Phoenix, Arizona 85003

Thursday, September 22, 2022

1:00 PM

City Council Chambers

CALL TO ORDER

DISCUSSION AND POSSIBLE ACTION

1. Introductory Remarks

Introductory remarks by the Subcommittee Chair.

2. Capital Needs and Prioritization and Evaluation Process

Staff will provide additional information on prioritized and future capital needs identified in the Capital Needs Study, and other potential projects at the request of the Subcommittee, as well as respond to requests and questions from the September 12, 2022 General Obligation Economic Development & Education Subcommittee meeting. The Subcommittee may discuss and approve a method for developing recommendations to the General Obligation Bond Executive Committee, and may discuss and approve recommendations.

THIS ITEM IS FOR INFORMATION, PUBLIC COMMENT, DISCUSSION AND POSSIBLE ACTION

FUTURE AGENDA ITEMS

ADJOURN

For reasonable accommodations, please contact Genevieve Siri at 602-495-7320 a minimum of two business days prior to the meeting. 7-1-1 Friendly.

Persons paid to lobby on behalf of persons or organizations other than themselves must register with the City Clerk prior to lobbying or within five business days thereafter, and must register annually to continue lobbying. If you have any questions about registration



Agenda

General Obligation Bond

Economic Development & Education Subcommittee

Meeting Location:
City Council Chambers
200 W. Jefferson St.
Phoenix, Arizona 85003

Thursday, September 22, 2022

1:00 PM

City Council Chambers

or whether or not you must register, please contact the City Clerk's Office at 602-534-0490.



1



2

Prioritized Project: Rio Reimagined Land Acquisition

Summary

- Rio Reimagined Land Acquisition Program
- City and community has invested in a number of plans for this area
- Current development trends will create obstacles to implementation of plans
- Program would allocate funding each year to acquire strategic parcels

Total Cost (5 years) = \$23,500,000

3

Rio Reimagined Land Acquisition Estimates

- Land in the Rio Reimagined area has a wide range of sales prices
 - Recent comparables average is an estimated \$20/square foot
- \$20 million dedicated to land acquisition would provide for +/-23 acres of land
 - Could be in a single or multiple sites
 - Staff has a particular sites identified that could accelerate the vision of the Rio Reimagine in Phoenix
 - Would leave \$3.5 million for environment remediation, planning, etc.
 - Site would be developed through a public Request for Proposal (RFP) process
- We see this as our opportunity to bring a destination, retail, restaurant, outdoor, open space and community benefits to the area

4

Rio Reimagined Land Acquisition Expectations

- Following the RFP, development estimates would range as follows:
 - Could expect an additional investment of \$80-\$100 million from private sector on the property
 - Development size would range from 200,000 to 350,000 square feet, depending on open space and uses
 - Approximately 1,000 permanent jobs could be expected at the completion of construction. Ranging sector of jobs depending on the development type
- Without the City taking a lead position, the area will most likely develop as all industrial development



5

5

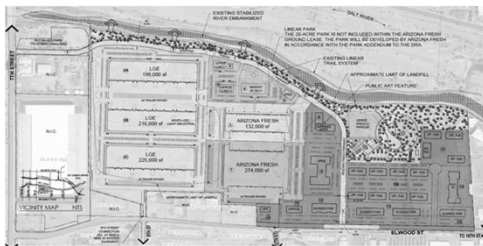
Real World Example of What Can Happen



6

6

Development of a Former City Landfill on the Rio



7

7

Mixed-Use Project that Executes the Vision!



8

Rio Reimagined Land Acquisition Project Wrap Up

- The project is not covered under the scope of any existing project or program.
- Partial funding would reduce the benefit and impact of the project.
- Project cost estimates came from city staff.
- The project does not have an explicit completion date. Land acquisition, depending on the funding available, could be used in a single year or over the five-year time period.
- Depending on the property acquired, the project would require additional city staff services to manage and maintain the property which would have an impact on future City budgets.



9

ASU Health Technology Center

Future Capital Need



10

ASU Health Technology Center

- Summary:
 - City investment for infrastructure and public building improvements related to the development of a \$75M-\$130M Health Technology Center.
 - Advance a new set of programs in Public Health Technology, including advance training and degree programs (including advanced nursing) and retraining of existing workforce.
 - Help to leverage other Federal, State, local, university, and philanthropic funding sources.
 - Assist in the development of the workforce through a consistent pipeline and advance health technology research and its impacts to our health.
- Go Bond Request: \$15,000,000



11

ASU Health Technology Center Project

- The project is partially covered under the scope of an existing project or program; as proposed by ASU, it would replace prior Advanced Nursing Facility and the Microelectronics Health Science & Technology Center projects.
- Partial funding would be beneficial to the project and the organization is seeking other funding sources to cover remainder of project costs.
- Project cost estimates came from ASU.
- The project could be completed in the five-year time period if other fundings sources are achieved.
- This project would require minimal city staff service needs beyond management of a subsequent Intergovernmental Agreement and would not impact ongoing City budget.



12

11



12



13

Future Capital Needs: Economic Development Public Infrastructure

- Summary
 - Economic Development Public Infrastructure
 - Key elements of business attraction is to have development ready locations
 - Program would provide funding for city to construct public infrastructure where strategically needed
 - Funding is proposed as \$1M per year, plus \$10,000 per year for art
- Total Cost = \$5,050,000

14

Economic Development Public Infrastructure What to Expect

Examples of Uses:

- Vacant Commercial Storefront
- Adaptive Reuse
- Small business
- Small infill development






15

Economic Development Public Infrastructure What to Expect

Type of infrastructure and cost examples

- Traffic signal up to \$400,000 each
- Fire Hydrant – est. \$20,000
- Water lines - \$100,000 - \$250,000
- Sidewalk and landscaping - \$50,000 - \$100,000
- Streetlights – up to \$40,000

16

Economic Development Public Infrastructure Project Wrap Up

- The project is not covered under the scope of any existing project or program.
- CED requests for public infrastructure assistance are made on a project-by-project basis to City Council.
- Partial funding would reduce the number of projects assisted.
- Project cost estimates came from city staff.
- The projects would be completed during the five-year time period.
- This project would require city staff support to management improvement projects, and new infrastructure would not impact City budget until the improvement life cycle is ending.

GOPHX

2023 GO Bond Program

17

Spark Area Land Acquisition

Future Capital Need

GOPHX

2023 GO Bond Program

18

Future Capital Needs: Spark Area Land Acquisition



- Summary
 - Spark Area Land Acquisition – Reuse and Redevelopment Strategy Implementation
 - Aviation voluntary acquisition program created non-contiguous parcel ownership
 - 2017 plan adopted
 - Program would fund \$500,000 per year for acquiring properties that fill in those gaps
- Total Cost (5 years) = \$2,500,000

GOPHX


2023 GO Bond Program

19

Spark Area Land Acquisition

What this will get us

- Examples of land acquisition
 - Small vacant land sites
 - Prioritized based on assembly opportunities that support the Aviation Land Reuse Study
 - Based on current comps, would provide for 3-10 sites to be acquired annually, depending on size and location
 - Provides for the creation of:
 - Basic services, including medical opportunities
 - Cultural center and cultural corridor
 - Sports and entertainment centers
 - Markets, Mercado and food options



GOPHX

2023 GO Bond Program

20

Spark Area Land Acquisition

What this will get us

- Hotel and hospitality
- Jobs creation and skills training
- Entrepreneurship and business incubators






21

Spark Area Land Acquisition Project Wrap Up

- The project is not covered under the scope of an existing project or program.
- Partial funding would be beneficial to the project but would reduce the effectiveness.
- Project cost estimates came from city staff.
- The project would active over the five-year time period.
- This project would require city staff services to acquire and prepare the properties for redevelopment which would be a minimal impact to the ongoing City budget.



22



Updated Summary of Projects



23

Economic Development & Education Subcommittee Summary - Updated Submissions

1 – Prioritized Project

- Rio Reimagined Land Acquisition (\$23,500,000 over 5 years)

3 – Future Capital Need Projects

- ASU Health Technology Center (Updated - \$15,000,000 in one year)
- Economic Development Public Infrastructure (\$5,050,000 over 5 years)
- Spark Area Land Acquisition (\$2,500,000 over 5 years)



24



25



26

Direction from the Executive Committee

“Determine the highest priority items, recommend funding values for those items and identify items that cannot reasonably be deferred.”

This requires:

- Determine the list of projects that will be evaluated
- Rank the selected projects
- Recommend funding amounts for each project
- Identify projects that are NOT to be moved forward

27

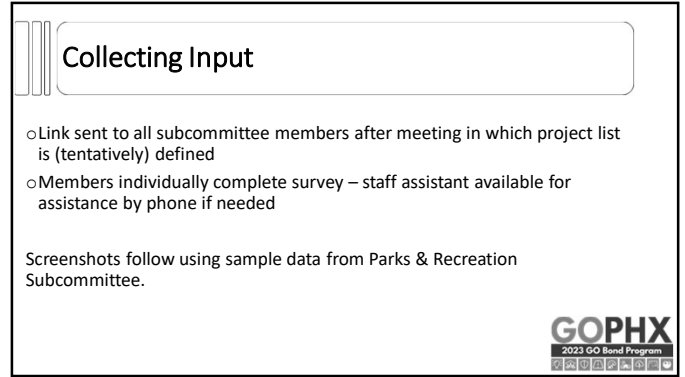
Facilitated Ranking Option

- No prescribed method (at discretion of subcommittee)
- Survey ‘ranking’ tool is available by request of subcommittee
- How it works:
 1. Web-based survey tool
 2. Independent evaluation by each subcommittee member
 3. Summary results presented at following meeting
 4. Starting point for subcommittee recommendation

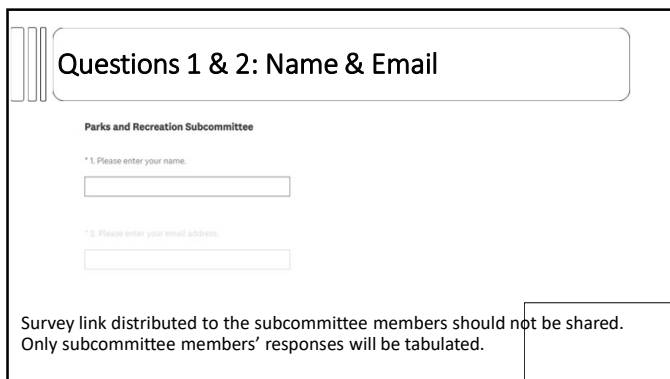
28



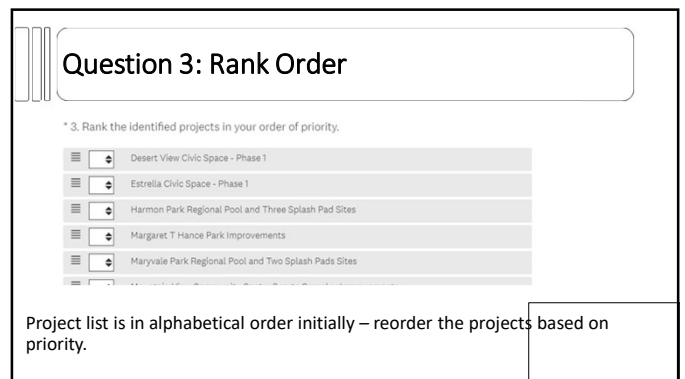
29



30



31



32

Question 3: Rank Order

* 3. Rank the identified projects in your order of priority.

Desert View Civic Space - Phase 1

Estrella Civic Space - Phase 1

Harmon Park Regional Pool and Three Splash Pad Sites

Margaret T Hance Park Improvements

Maryvale Park Regional Pool and Two Splash Pads Sites

* 3. Rank the identified projects in your order of priority.

1

Estrella Civic Space - Phase 1

Desert View Civic Space - Phase 1

Harmon Park Regional Pool and Three Splash Pad Sites

Margaret T Hance Park Improvements

Maryvale Park Regional Pool and Two Splash Pads Sites

Select the icon to the left of the project title, drag, and drop it to the desired order; rank is automatically populated.

33

Question 4: Increased Funding

4. Check any projects that you believe need MORE FUNDING than staff identified.

☐ Desert View Civic Space - Phase 1

☐ Estrella Civic Space - Phase 1

☐ Harmon Park Regional Pool and Three Splash Pad Sites

☐ Margaret T Hance Park Improvements

☐ Maryvale Park Regional Pool and Two Splash Pads Sites

Mark any projects that you believe require MORE FUNDING than identified by staff.

34

Question 5: Decreased Funding

5. Check any projects that you believe need LESS FUNDING than staff identified.

☐ Desert View Civic Space - Phase 1

☐ Estrella Civic Space - Phase 1

☐ Harmon Park Regional Pool and Three Splash Pad Sites

☐ Margaret T Hance Park Improvements

☐ Maryvale Park Regional Pool and Two Splash Pads Sites

Mark any projects that you believe require LESS FUNDING than identified by staff.

35

Question 6: No Funding

6. Check any projects that you believe should NOT be funded in this bond program.

☐ Desert View Civic Space - Phase 1

☐ Estrella Civic Space - Phase 1

☐ Harmon Park Regional Pool and Three Splash Pad Sites

☐ Margaret T Hance Park Improvements

☐ Maryvale Park Regional Pool and Two Splash Pads Sites

Mark any projects that you believe require should not be funded in this bond program (ex: deferred to a future bond program).

36

Results

Staff will tabulate:

- Summarize results for each project (e.g. average rank)
- Count of members identifying each projects as: increased funding, decreased funding, or no funding

Results are starting point for subcommittee deliberations



37

Capital Needs Study: Summary of Prioritized Capital Needs

Arts & Culture	\$56.1 million
Economic Development & Education	\$23.5 million
Environment & Sustainability	\$25.1 million
Housing, Human Services & Homelessness	\$61.7 million
Neighborhoods & City Services	\$52.4 million
Parks & Recreation	\$109.0 million
Public Safety	\$158.3 million
Streets & Storm Drainage	\$160.6 million
Total Prioritized Needs	\$646.7 million



38



City of Phoenix

To: General Obligation Bond Committee

Date: September 13, 2022

From: Amber Williamson *AW*
Budget and Research Director

Subject: RESIDENT 2023 GO BOND PROGRAM COMMENTS

The Budget and Research Department compiles community feedback on the General Obligation Bond Program to provide to the GO Bond Committees and City Leadership. **Attachment A** transmits a summary of all community feedback received from July 1 to September 12, 2022.

Budget and Research staff maintains an e-mail address and a voice mailbox for residents to provide comments on the GO Bond Program. **Attachment B** transmits a summary of these comments from August 30 to September 12, 2022, as well as social media statistics.

The version of this report available online includes submissions to the 2023 GOPHX tool from August 27 to September 9, 2022, as **Attachment C**. There have been no Spanish submissions.

At www.phoenix.gov/bond, residents can access the 2023 GO Bond Committee Reports, including the electronic version of this report, and other GO Bond Program information.

Residents can view the following:

- The 2023 GO Bond Informational Guide in English and Spanish
- GOPHX Tool
- GO Bond Informational video in English and Spanish
- Videos of completed GO Bond Committee Meetings

ATTACHMENT A

SUMMARY OF COMMUNITY FEEDBACK PROPOSED 2023 GENERAL OBLIGATION (GO) BOND PROGRAM JULY 1, 2022 – SEPTEMBER 12, 2022

Below is a summary of the comments received directly by the Budget and Research Department by phone and email, captured in minutes from GO Bond Committee meetings held through August 29, 2022, and through the GOPHX tool.

Comments for funding/support of GO Bond projects:

- (58) additional funding for Parks & Recreation projects, including (14) in support of improvements to the Laveen Area Conveyance Channel, (13) in support of Margaret T. Hance Park Improvements, and (11) supporting the Estrella Village Civic Space
- (47) in support of funding for Fire Department projects, including (31) requesting new and renovated fire stations, and (3) for more emergency vehicles
- (23) funding for repairs at Phoenix Center for the Arts
- (21) in support of street improvements, including (6) for street improvements in Sunnyslope, (5) for Vision Zero Implementation, (2) requesting new sidewalks, (1) supporting the Pavement Maintenance Supplement, and (2) supporting Equity Based Transportation Mobility
- (15) additional funding for heat resiliency and mitigation projects, including (7) requesting more shade structures and shade trees and (1) requesting additional funding to install water stations at bus stops
- (13) additional funding to shelter individuals experiencing homelessness and provide supportive services
- (11) in support of funding for City Facility Americans with Disabilities Act (ADA) improvements, including (8) for Phoenix Theater
- (9) in support of funding for branch libraries, including (6) supporting a new library in the Sunnyslope area, (1) at Estrella Civic Space and (1) for improvements to Acacia Branch
- (9) funding for the Arizona Jewish Historical Society Holocaust Education Center
- (8) in support of the Herberger Theater Center Theatrical Improvements
- (7) additional funding for improvements to the Sunnyslope Community Center
- (7) additional funding for public transportation and bus stops, including (2) for more transit in the West Valley
- (7) funding for storm drainage and flood control projects, including (2) supporting the implementation of bioswales
- (6) in support of funding for police stations, including (3) for the Cactus Park Precinct & Northern Command Center Relocation
- (6) funding for repairs at Santa Fe Springs Apartments
- (6) additional funding for affordable housing projects, including (1) more affordable housing options in the Garfield neighborhood
- (6) in support of the Children's Museum of Phoenix Expansion
- (6) additional funding to support first responders and overall public safety
- (5) additional funding for greening efforts on lower Grand Avenue

- (5) funding for science and technology initiatives, including (1) to support the partnership between the Biomedical Research Institute of Arizona (BRIA) and Pathfinder
- (5) funding for the Arizona Science Center
- (4) in support of funding Expansion of The Parsons Center for Health and Wellness
- (3) additional funding for solar panel installation, with (2) specifically requesting them at non-profit facilities and low-income residences
- (3) in support of electric vehicle charging infrastructure
- (3) in support of funding for deferred maintenance of city facilities
- (3) funding for cultural facilities, including (1) request for an Asian Cultural Center
- (2) funding for irrigation at Old Cross Cut Canal Park
- (2) funding for educational services
- (2) funding for Rio Reimagined
- (2) funding for water conservation efforts
- (2) funding for historic preservation projects
- (2) in support of funding all prioritized and future Arts & Culture capital needs
- (2) in support of the GO Bond Program
- (2) in support of building skate parks
- (2) funding for bike-friendly initiatives and bikeway renovations
- (1) in support of Symphony Hall Theatrical Venue Improvements
- (1) in support of the Latino Cultural Center
- (1) additional funding for mental health response to calls for service
- (1) funding for animal control facility improvements
- (1) funding for indoor play spaces
- (1) funding to improve connectivity along the Rio Salado between South Phoenix and Downtown
- (1) funding to pave the wash located north of John Jacobs Elementary School
- (1) funding for Pueblo Grande Museum and Archaeologic Park Improvements
- (1) in support of South Phoenix Youth Center Improvements
- (1) funding for a Resilient Energy Hub
- (1) funding to building a Cold War Monument at Steele Indian School Park
- (1) funding for improvements to recycling facilities
- (1) in support of a splash pad at Marivue Park
- (1) funding to expand the Tres Rios Wetlands
- (1) in support of the Valley Youth Theater Permanent Home Project
- (1) funding for improvements to the 99th Avenue Wastewater Treatment Plant
- (1) funding for a community center in the Metrocenter area

Comments for reduced funding/opposition of GO Bond Projects:

- (7) opposed funding of police facilities and equipment, including (1) Maryvale Police Precinct and (1) Police Driver Training Track
- (4) opposed funding for projects using fossil fuels

- (3) opposed funding for Parks & Recreation, including (1) opposed to funding for more pools and (1) opposed to funding golf courses
- (1) opposed funding for Orpheum Theatre and Tovrea Castle preservation projects
- (1) requesting reduced funding for Rio Reimagined
- (1) opposed funding for private residential historic preservation projects
- (1) opposed funding for Neighborhood Traffic Mitigation
- (1) opposed funding for Choice Neighborhoods Housing Development Gap Funding
- (1) opposed funding for the Yucca Branch Library Expansion
- (1) opposed to current Latino Cultural Center project plan
- (1) opposed funding for planting trees that cannot be maintained

ATTACHMENT B

VOICEMAIL, ELECTRONIC, AND WRITTEN GO BOND PROGRAM COMMENTS AUGUST 30, 2022 – SEPTEMBER 12, 2022, AND SOCIAL MEDIA STATISTICS

Emails

1. Linda Ballinger sent an email in support of using GO Bond funding towards geographic expansion for fire services and keep response times at five minutes or less.
2. James Ballinger sent an email in support of using GO Bond funds towards geographic expansion to broaden fire services and keep response times at five minutes or less.
3. Nicole Dizon sent an email in support of funding to add more lighting to Pierce Park.
4. George Barnes sent an email in support of funding to add more lighting to Pierce Park.
5. Christina Eichelkraut sent an email support of funding to add more lighting to Pierce Park.
6. Mike Rosek sent an email in support of adding \$4.9 million to upgrade the Laveen Area Conveyance Channel (LACC) to a Prioritized Capital Need, to make it a usable safe and walkable pedestrian park.
7. Virginia Gnepper sent an email in support of adding \$4.9 million to upgrade the LACC to a Prioritized Capital Need, to make it a usable safe and walkable pedestrian park.
8. Rae Jeffrey sent an email in support of adding \$4.9 million to upgrade the LACC to a Prioritized Capital Need, to make it a usable safe and walkable pedestrian park.
9. Margaret Shalley sent an email in support of adding \$4.9 million to upgrade the LACC to a Prioritized Capital Need, to make it a usable safe and walkable pedestrian park.
10. Tracy Smith sent an email in support of funding for the LACC improvement project.
11. Diana Aguilera sent an email in support of funding for the LACC improvement project.
12. Joe Roselle sent an email in support of funding for the LACC improvement project for safety, health related concerns, additional venue space, and recreation and community prosperity.
13. Carol Crockett sent an email in support of funding to add fire stations so the Fire Department can meet all needs.

14. Tabitha Myers sent an email of support for funding for Vision Zero Implementation, to have safer streets and to design neighborhood streets for traffic calming.
15. Michael Cantor sent an email in support of funding to make pickleball available at all city parks/community centers by purchasing moveable nets for indoor/outdoor pickleball and painting current tennis courts with pickleball lines so they can be dual purpose.
16. Eric Jones sent an email in support of funding to turn the vacant land owned by the city next to Inspiration Mountain Elementary School on Inspiration Mountain Parkway into a community park.
17. Pam Throw sent an email in support of funding to deal with homelessness, addiction, and mental health.
18. Janine Skinner sent an email in support of the Expansion of The Parsons Center for Health and Wellness, which would support the Southwest Center, one-n-ten and the Valleywise Community Health Center and would support the City's objective to eliminate stigma, increase access to care, end HIV by 2030.
19. Christina Petas sent an email in support of the Expansion of The Parsons Center for Health and Wellness, which would support the Southwest Center, one-n-ten and the Valleywise Community Health Center and would support the City's objective to eliminate stigma, increase access to care, end HIV by 2030.
20. Heather Smith sent an email in support of the Expansion of The Parsons Center for Health and Wellness, which would support the Southwest Center, one-n-ten and the Valleywise Community Health Center and would support the City's objective to eliminate stigma, increase access to care, end HIV by 2030.
21. Vance Pierce sent an email in support of funding for the LACC improvement project and to provide more shade; building basic metal tree like structures that native plants can grow in and create shade rather than planting trees that will not get watered.
22. Vania Guevera sent an email in opposition of funding for fossil fuel infrastructure and police vehicles, and supported funding for heat mitigation, trees, cool corridors, and urban greenways in South and West Phoenix.
23. Jess Bristow sent an email in opposition of funding for fossil fuels and police, and supported funding for heat mitigation.
24. Manuel Ochoa sent an email in opposition of funding for police vehicles and supported additional funding to invest in better bus stop infrastructure to include large trees planted for more shade at the bus stops.

25. Savanna Enriquez sent an email in opposition of funding for fossil fuels and police, and supported funding for heat mitigation and safer walkable streets.
26. Rebecca Davidson sent an email in opposition of funding for fossil fuel infrastructure and police, and supported funding for diverse transportation, more trees to absorb harmful air pollutants and heat resiliency in Black and Latino communities.
27. Dianne Barker sent an email in support of funding to add more trash containers and necessary shade trees or shade structures at all bus and light rail stops.
28. Bianca Jimenez sent an email commenting on discussion from the Sept. 12 meeting of the Environment and Sustainability Subcommittee and recommended projects be ranked through an equity lens. Ms. Jimenez also advocated for infrastructure improvements and equipment replacement that focuses on heat mitigation and sustainable solutions, referencing the following AIA Metro Phoenix Design Competition Project:
<https://www.dropbox.com/s/67ye3m1k76wu07k/48%20Submission.pdf?dl=0>
29. Roy Dawson sent an email requesting his written statement be included in the public comments, attached below, in support of funding to redevelop Esteban Park to include a state-of-the-art community center

Voicemails

1. Elaine Warner left a voice message in support of fully funding the Fire Department.

Social media statistics from August 27, 2022 – September 9, 2022

1 City of Phoenix Facebook Event Post

- 9 Likes

22 City of Phoenix Tweets (across three City accounts, including the City's bilingual account)

- 2,525 Views
- 47 Likes
- 17 Retweets
- 6 Comments

17 GO Bond Meeting Videos on the City of Phoenix YouTube Account

- 715 views

Respectfully submitted,

Kari Lambert
Administrative Assistant I

**PHOENIX BOND DRIVE SPEECH
GOOD AFTER MR./MADAM. CHAIRMAN**

THANK YOU FOR THE PRIVILEGE TO SHARE THE FOLLOWING REMARKS:

MY NAME IS ROY THOMAS DAWSON, I CURRENTLY RESIDE IN GOODYEAR ARIZONA, HOWEVER, SEVENTY (70) YEARS AGO, I WAS NINE YEARS OLD AND LIVED AND WORK IN OUR FAMILY BUSINESS WHICH WAS HOUSED NEAR THE CORNER OF 40TH STREET AND BROADWAY ROAD IN THE OKEMAH NEIGHBORHOOD. MY PARENTS, THE REVEREND ROBERT AND MRS. PERLEANER DAWSON AND THEIR EIGHT CHILDREN WERE IN THE FARMING BUSINESS – COTTON FARMING TO BE SPECIFIC. WE PICKED COTTON FOR A LIVING AND I ONCE HAD COTTON PICKING MIND

LIKE MOST OF THE COLORED FOLKS AND NEGROES WHO LIVED IN PHOENIX, WE WERE RECRUITED FROM TEXAS, ARKANSAS, LOUISIANA AND OKLAHOMA TO DO THE WORK THAT WAS CONSIDERED SUITABLE FOR US. OUR HOUSES WERE CLOSE TO THE FIELDS AND AS LONG AS WE WENT AND CAME- STAYED IN OUR PLACE, WE WERE PRETTY MUCH LEFT ALONE TO MAKE OUR WAY WITH WHAT WE WERE GIVEN OR ALLOWED TO HAVE.

70 YEARS AGO, ALL OF ARIZONA'S SCHOOLS WERE SEGREGATED AND SEPARATED, ALL OUR TEACHERS WERE COLORED OR NEGRO AS WERE ALL OUR SCHOOL ADMINISTRATORS. THE ONLY PLAYGROUND AND POOL IN A COLORED OR NEGRO COMMUNITY WAS EAST LAKE PARK, SOME 5.5 MILES FROM MY HOUSE. THE ONLY OTHER RECREATION OR PLAY GROUND OPTIONS WE HAD WAS TO STAY AFTER SCHOOL AND USE THE BALL DIAMOND OR THE DIRT BASKETBALL COURTS; FIND A VACANT LOT NEAR THE HOUSE AND BUILD OUR OWN PLAY GROUND AND TRY TO LEARN TO SWIM IN THE UNSAFETY OF THE CANALS THAT FED THE FILDS NEAR OUR HOMES. I WAS A JUNIOR IN COLLEGE BEFOR I LEARNED TO SWIM! IT WAS ALSO DURING THIS PERIOD THAT MY COTTON-PICKING MIND WAS FORMED. IN MY MIND, WHAT I HAD WAS ALL I WAS GOING TO GET AND TO ASK FOR MORE WAS CULTURALLY DISCOURAGED PHYSICALLY DANGEROUS!

I HAVE SINCE GONE ON TO FINISH IN THE ROOSEVELT ELEMENTARY SCHOOL DISTRICT START AT SOUTH MOUNTAIN SCHOOL BUT WORK MY WAY THROUGH THE LOS ANGELES CITY HIGH SCHOOL AND UNIVERSITY SYSTEMS AS AN EMPLOYEE OF THE LOS ANGELES CITY DEPARTMENT OF RECREATION AND PARKS. I DIRECTED RECREATION CENTERS IN WATTS, EAST LOS ANGELES SOUTH CENTRAL LOS ANGELES AND INGLEWOOD CALIFORNIA. MY LAST CITY POSITION WAS AS MANAGER OF THE LOS ANGELES CITY HUMAN RELATIONS BUREAU, WHERE FOR FOUR YEARS, I WAS EXPOSED TO THE POLITICAL, RACIAL AND SOCIAL JUSTICE ISSUES CITY WIDE. IT WAS FROM THESE POSITIONS "I LOST MY COTTON-PICKING MIND."

I RETURNED TO ARIZONA AND LIVED IN SOUTH PHOENIX FROM 1980 UNTIL MY JOB TRANSFERED MY FAMILY TO ILLINOIS IN 1990. FROM THAT POINT, AND PRIOR TO MY RETIREMENT IN 2005, MY CAREER EXPANDED TO THAT OF A C-SUITE EXECUTIVE WITH WORLD-WIDE RESPONSIBILITY FOR HUMAN RESOURCES IN A FORTUNE 50 CORPORATION WITH MAJOR DIVISIONS IN SOUTH PHOENIX, ARIZONA. LIVING AND WORKING ALL OVER THE WORLD HAS HELPED ME UNDERSTAND HOW INDIFFERENCE, UNCARING AND INSENSIBILITY HAS MANIFESTED AMONG US. IT HAS MADE IT EASIER TO LOOK BACK AND SEE THAT PEOPLE OF COLOR SOUTH OF THE RIVER BOTTOM WERE NEVER A PRIORITY WHEN IT CAME TO QUALITY OF LIFE AND WELL BEING.

AS A COMMITTEE PERSON, YOU WOULD HAVE TO BE UNQUALIFIED AND UNSEEING IF YOU DIDN'T KNOW OUR RECREATION FACILITIES ARE BASICALLY A STEP UP FROM GRASS FIELDS WITH A BUILDING. YOU WOULD BE UNQUALIFIED IF YOU COULD NOT SEE AND RECOGNIZE THE DIFFERENCE BETWEEN WHAT IS BUILT IN OTHER AND WHAT IS "GOOD ENOUGH FOR OURS.:

AT ISSUE, IS HOW TO DO THE RIGHT THING WITHOUT OVERBUILDING AND OVERSPENDING THE MASTER PLAN? HOW DO YOU GIVE OUR CHILDREN AND FAMILIES WHAT THEY NEED AT THE EXPENSE OF THOSE YOU THINK DESERVE MORE? IN OTHER WORDS, ARE YOU ABLE TO RECOGNIZE AND MANAGE YOUR HISTORICAL BIASES TOWARD GIVING OTHER COMMUNITIES WHAT THEY WANT AND NEVER GIVING US WHAT WE NEED AND HAVE LONG SINCE PAID FOR IN

TAXES AND SERVICES. IN OTHER WORDS, ARE YOU WILLING TO PAY THE POLITICAL AND FINANCIAL COST TO ATTAINING EQUITY.

WHILE I NO LONGER LIVE IN THE EIGHT DISTRICT, TWO OF OUR FIVE DAUGHTERS AND THEIR FAMILIES DO. THE MAJORITY OF MY EXTENSIVE VOLUNTEER WORK IS WITH FAMILIES AND ORGANIZATIONS THAT ALSO LIVE AND WORK IN SOUTH PHOENIX. THE EVIDENCES OF THE HISTORICAL TRAUMA AND FEELINGS OF UNWORTHINESS ARE MANIFESTED IN EDUCATION, EMPLOYMENT AND CRIMINAL JUSTICE DATA.

THIS MAY BE THE LAST OPPORTUNITY WE HAVE TO DO THE RIGHT THING AND MAKE ESTEBAN PARK WHAT IT SHOULD BE, A STATE OF THE ARTS FACILITY THAT RECOGNIZES THE PAST DISCRIMATORY DECISIONS AND COMMITS NOW TO RIGHT THE HISTORICAL INEQUITIES. PLAY MATTERS, BUT THE RIGHT PLAY CHANGES LIVES.

I ASK YOU TO DO THE RIGHT THING!

THANKS



Executive Summary

Launched on July 1, 2022, the GOPHX Tool was designed to engage the public in the development of the \$500 million General Obligation (GO) Bond Program proposed by the City of Phoenix. This interactive tool is available in both English and Spanish, and gives residents an opportunity to provide feedback on prioritized projects recommended through the City's Capital Needs Study, as well as to share community priorities and ideas for capital projects that could be included in the GO Bond Program.

Between July 1 and September 9, there were 116 submissions and 2,659 interactive page views.

Throughout the period of GO Bond Committee meetings, Budget and Research staff will provide reports summarizing the data collected through the GOPHX tool. Reports are broken out by Council district and will include the following information:

- Number of submissions received;
- Demographic information;
- Average submission per district or the percentage of "yes" or "no" submissions; and,
- All comments received.

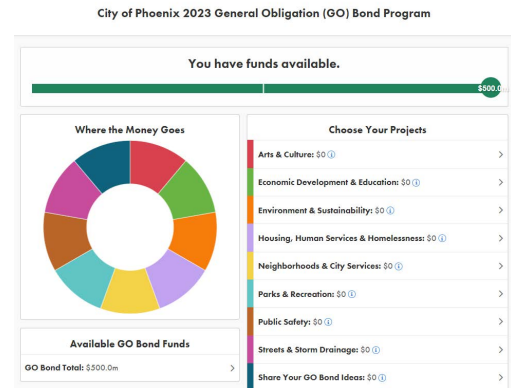
Budget and Research staff respond to comments received via the GOPHX tool, as appropriate. Reports are published on the City of Phoenix GO Bond website at phoenix.gov/bond.

TABLE OF CONTENTS

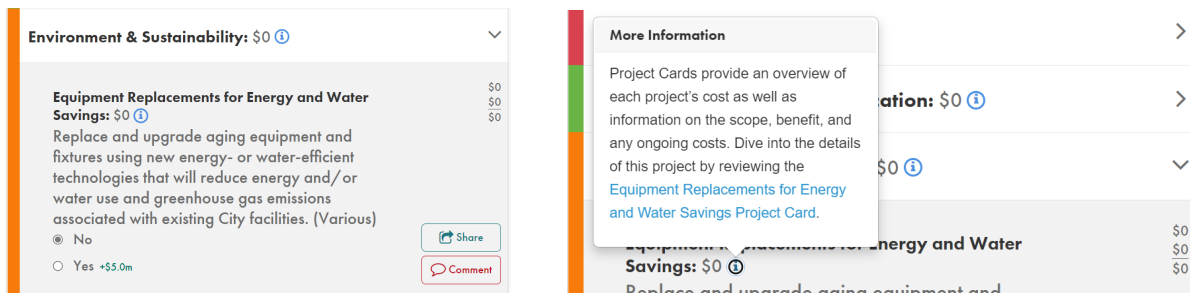
GOPHX Tool Overview.....	1	Arts & Culture.....	21
Citywide.....	2	Economic Development & Education.....	28
District 1.....	5	Environment & Sustainability.....	31
District 2.....	7	Housing, Human Services & Homelessness.....	36
District 3.....	9	Neighborhoods & City Services.....	42
District 4.....	11	Parks & Recreation.....	55
District 5.....	13	Public Safety.....	70
District 6.....	15	Streets & Storm Drainage.....	80
District 7.....	17	Share Your GO Bond Ideas.....	89
District 8.....	19		

GOPHX Tool Overview

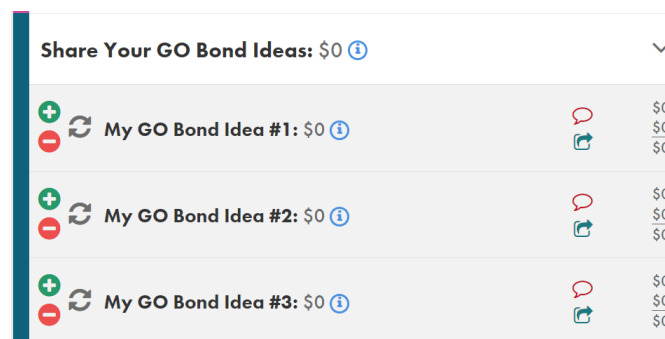
The GOPHX interactive tool is loaded with the prioritized projects identified by City departments in the Capital Needs Study. These projects are organized into the following categories, which coincide with each General Obligation (GO) Bond subcommittee. When residents open the tool, they have \$500 million in GO bond funds available to spend.



The default selection for each project is "No". To proceed through the tool, residents review each proposed project and indicate their support for including it in the GO Bond Program by selecting "Yes". Residents also have the opportunity to review Project Cards, which are linked to each project.

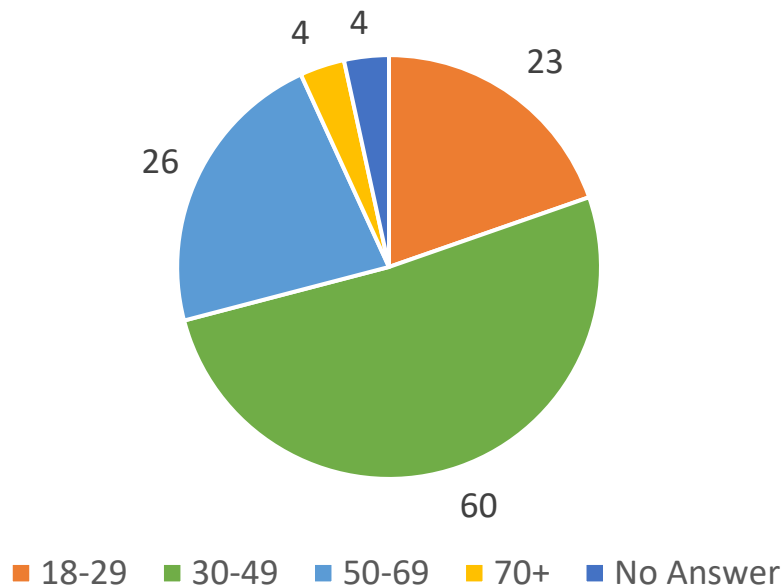


Under "Share Your GO Bond Ideas," residents can propose projects that were not already included as a prioritized project. Plus or minus buttons, as well as a comment button, allow residents to share the costs and details of their project ideas. The list of Future Capital Needs identified in the Capital Needs Study is also linked in the tool for review.

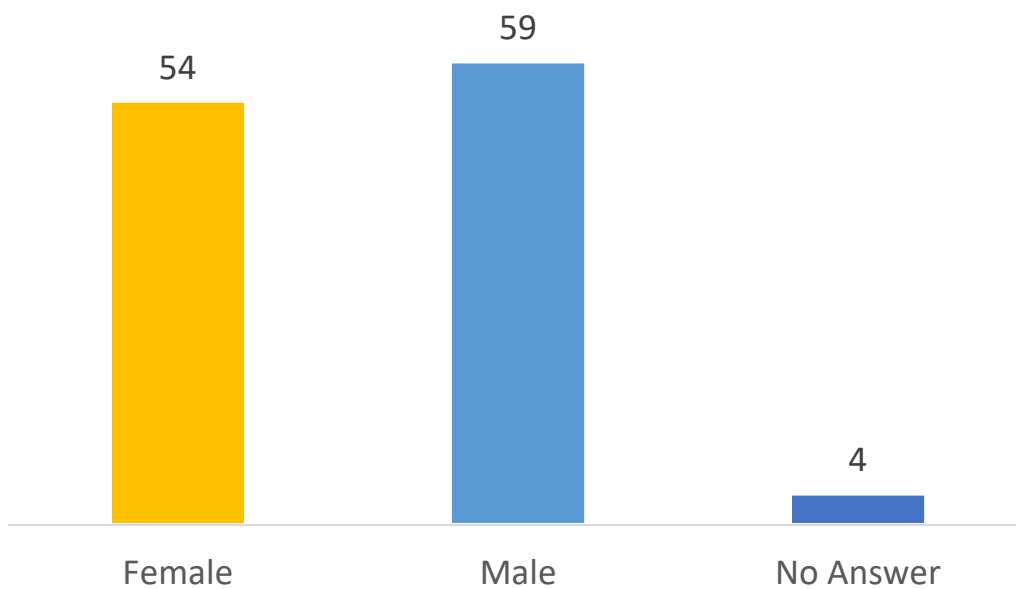


Citywide – as of September 9, 2022

Submissions by Age Range



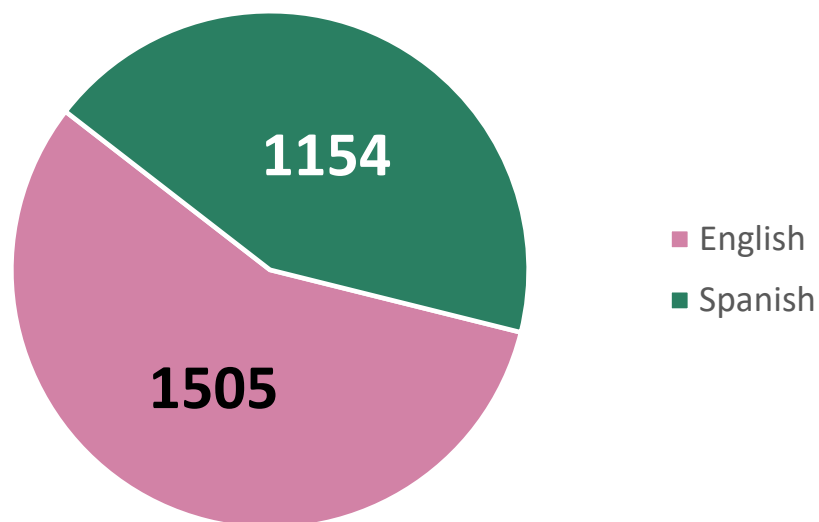
Submissions by Gender



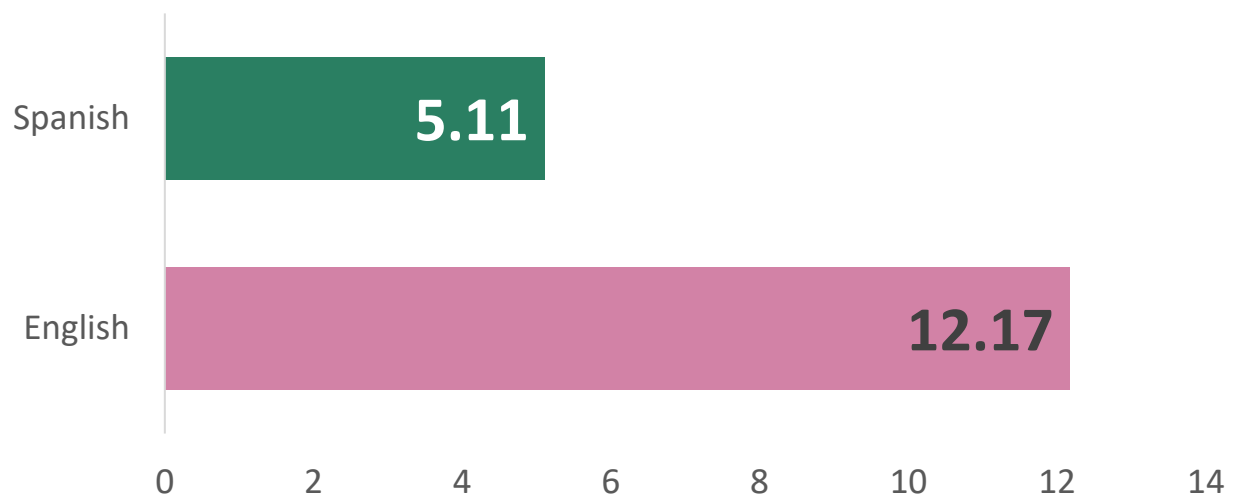


Citywide – as of September 9, 2022

Site Views



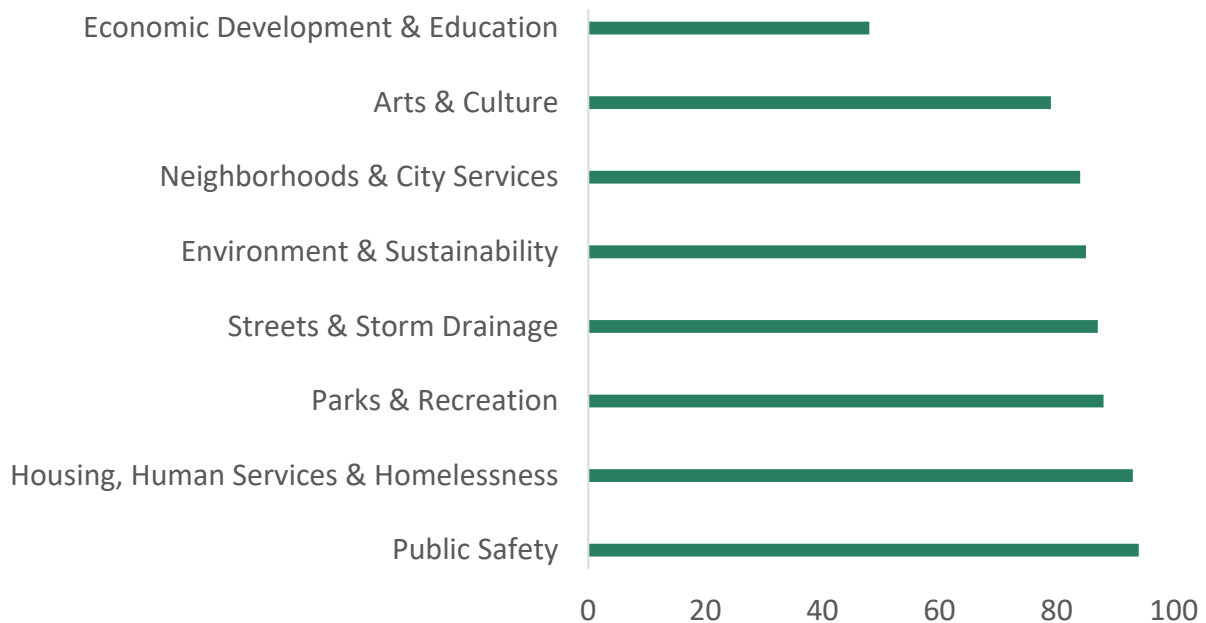
Time Spent on Site (Minutes)



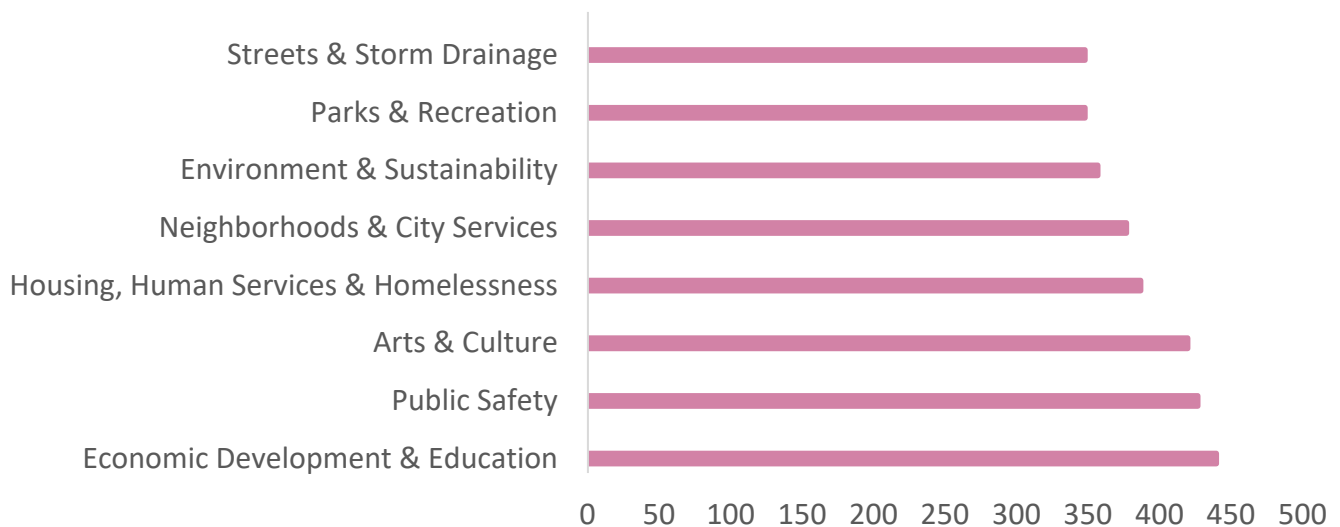


Citywide – as of September 9, 2022

Categories Changed



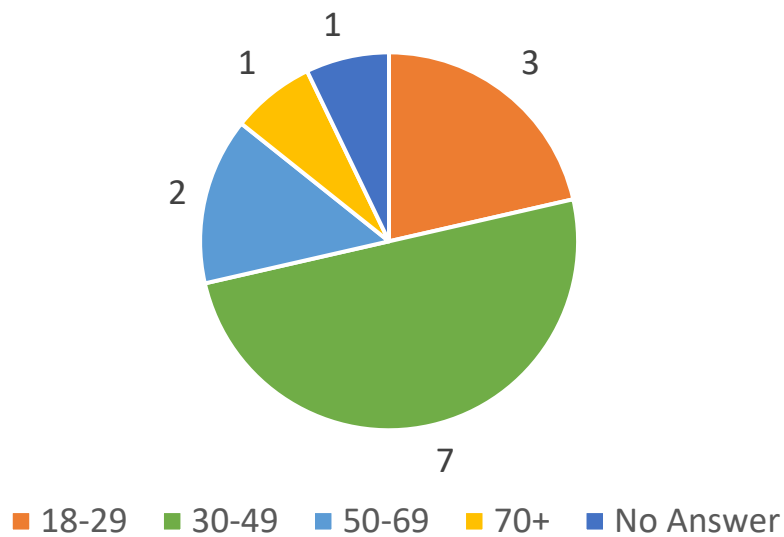
Categories Opened



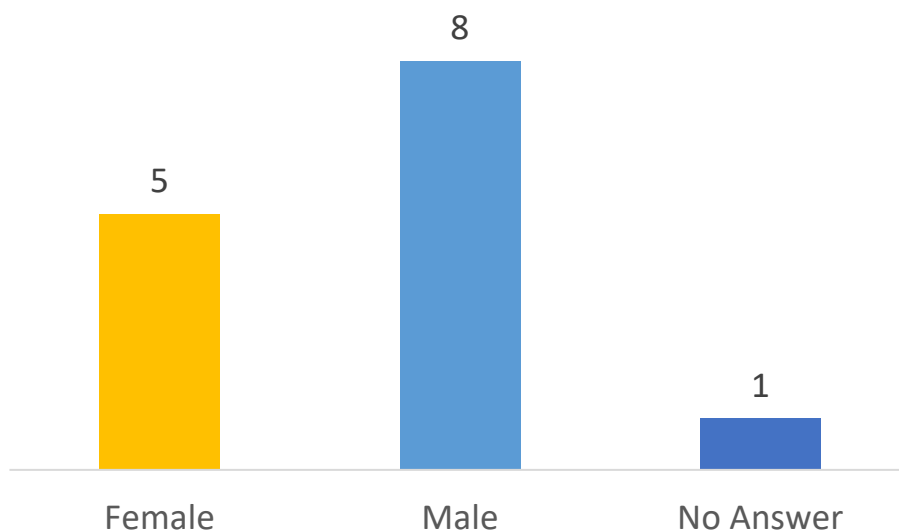
Reflects all site activity which may or may not have resulted in an actual submittal, including repeat submissions.

District 1 – as of September 9, 2022

Submissions by Age Range



Submissions by Gender

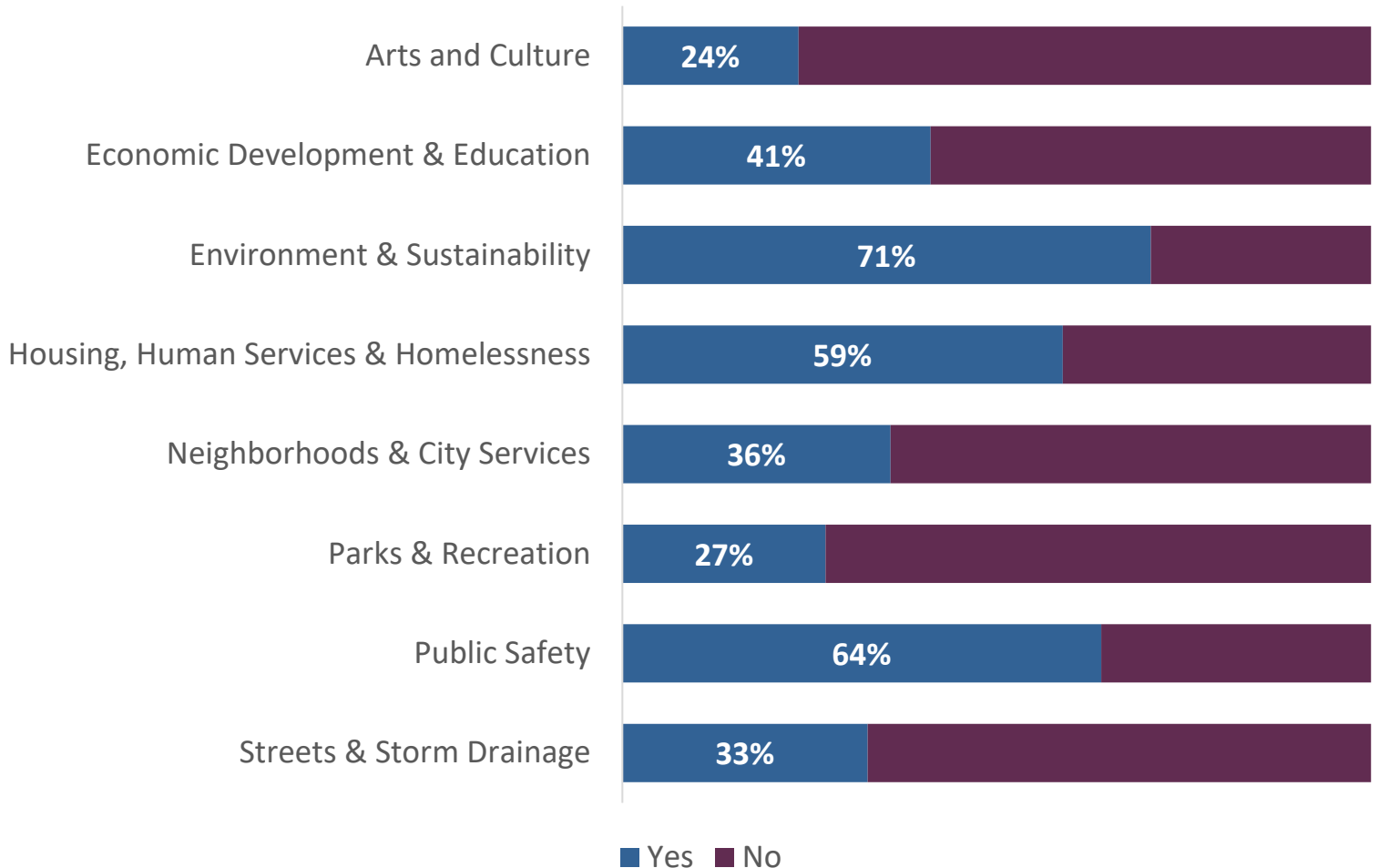




District 1 – as of September 9, 2022

Resident Responses

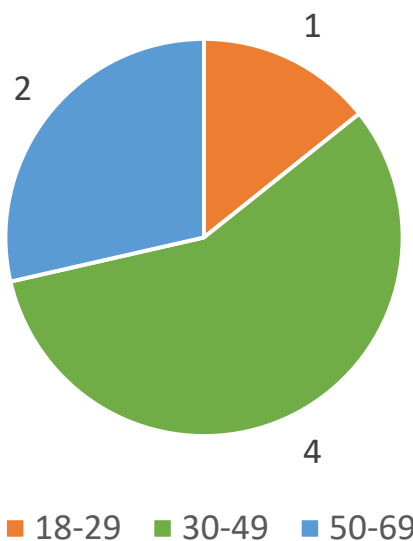
The percent of District 1 residents indicating “yes or “no” for all categories



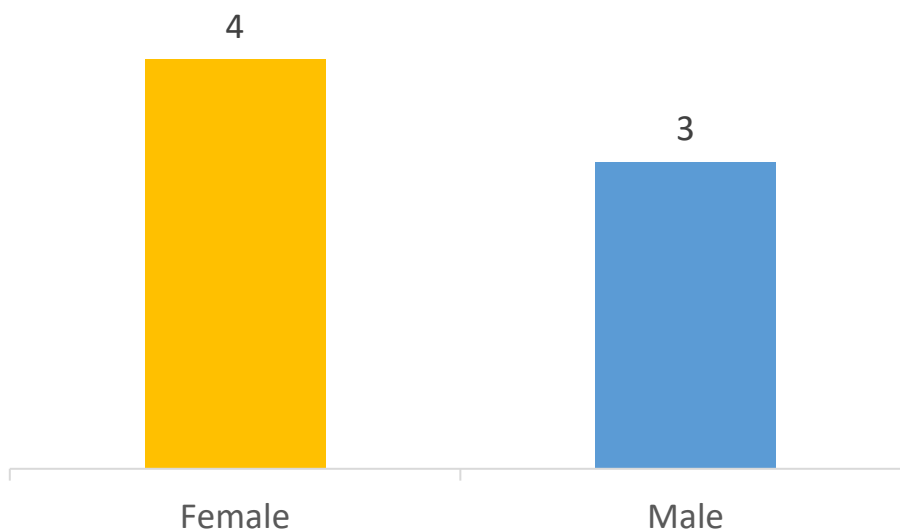
number of submissions (N) = 14

District 2 – as of September 9, 2022

Submissions by Age Range



Submissions by Gender

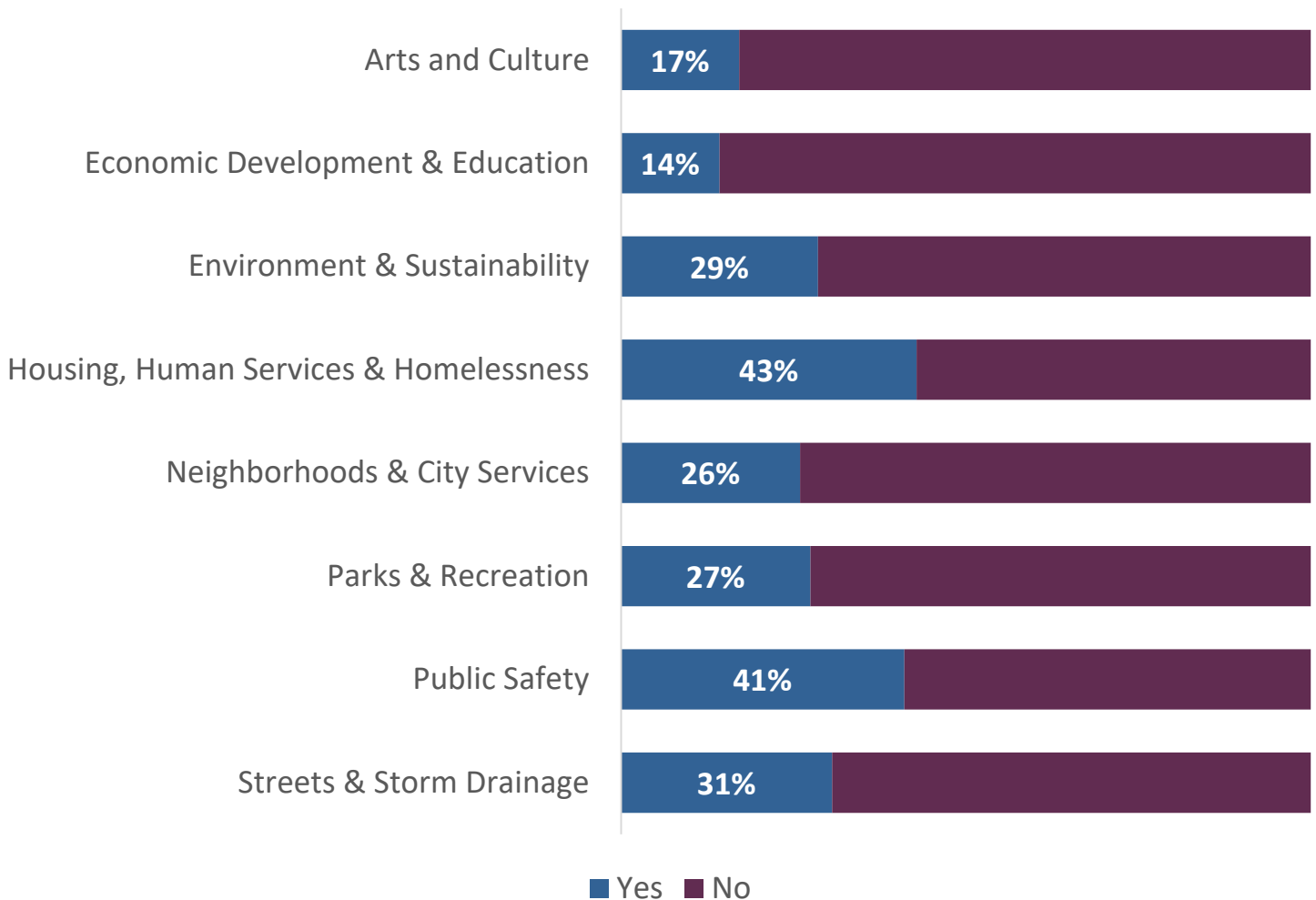




District 2 – as of September 9, 2022

Resident Responses

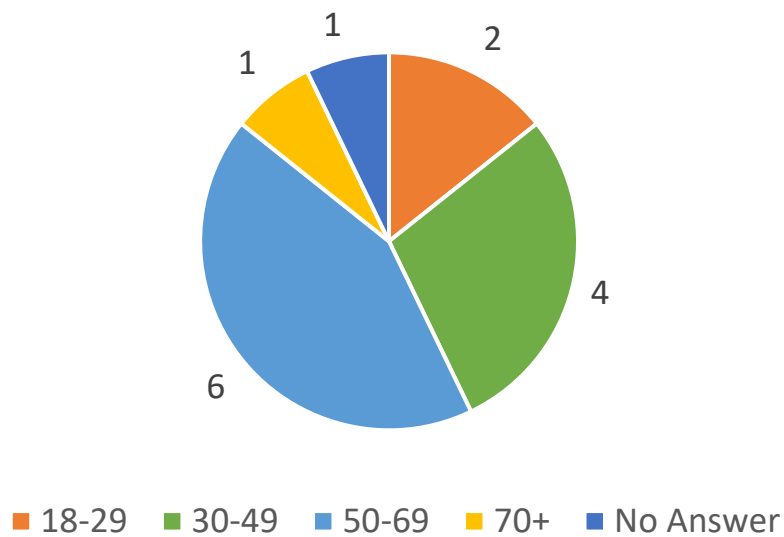
The percent of District 2 residents indicating “yes or “no” for all categories



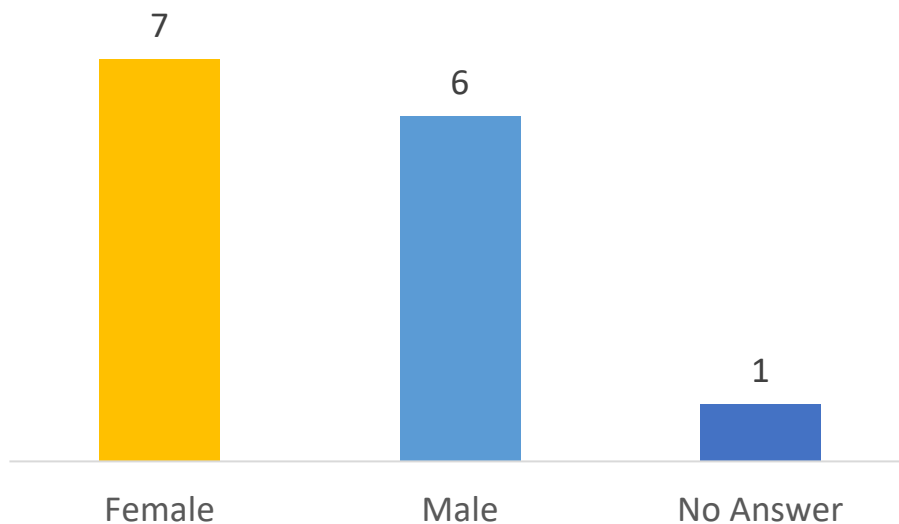
number of submissions (N) = 7

District 3 – as of September 9, 2022

Submissions by Age Range



Submissions by Gender

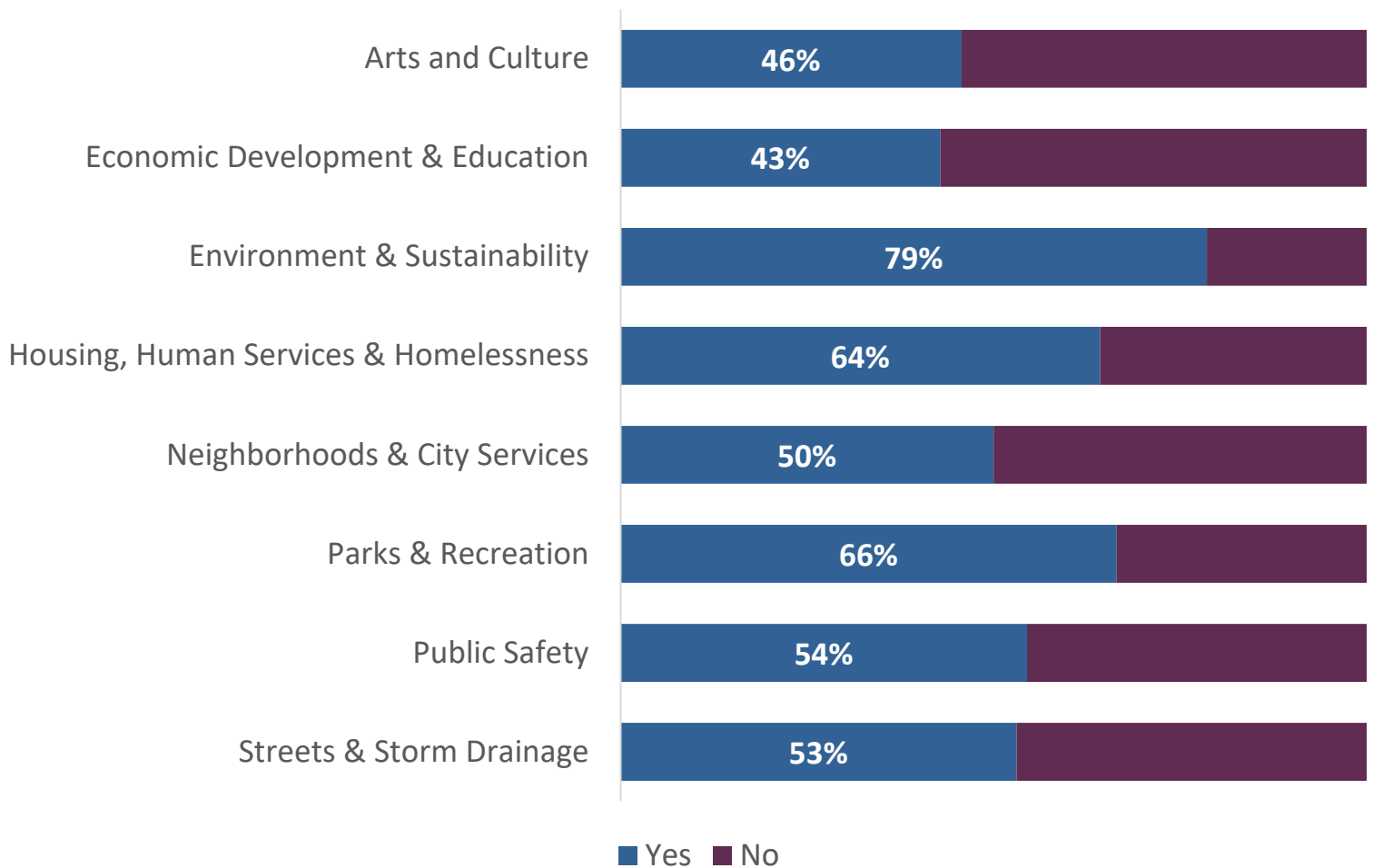




District 3 – as of September 9, 2022

Resident Responses

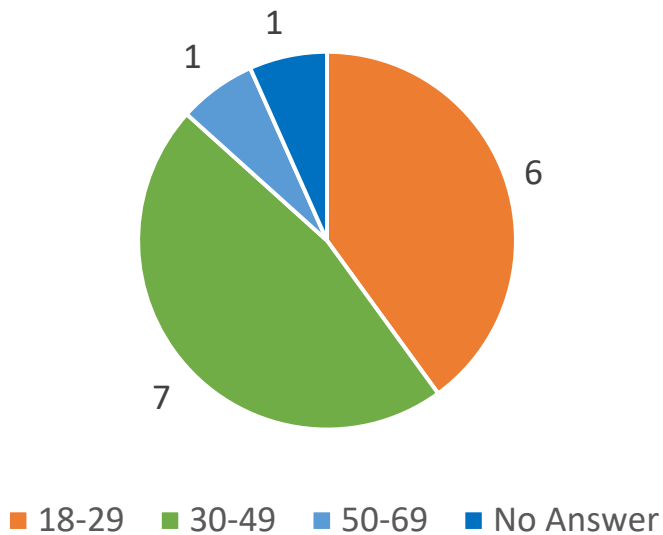
The percent of District 3 residents indicating “yes or “no” for all categories



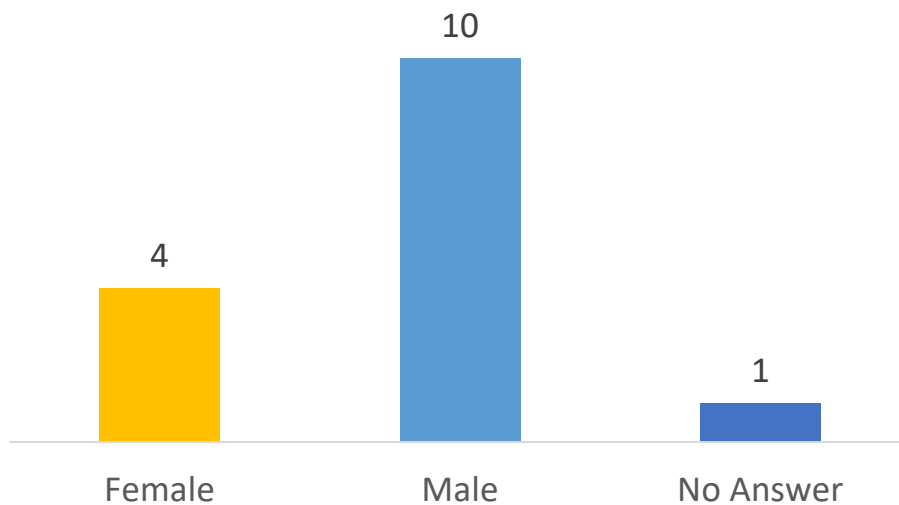
number of submissions (N) = 14

District 4 – as of September 9, 2022

Submissions by Age Range



Submissions by Gender

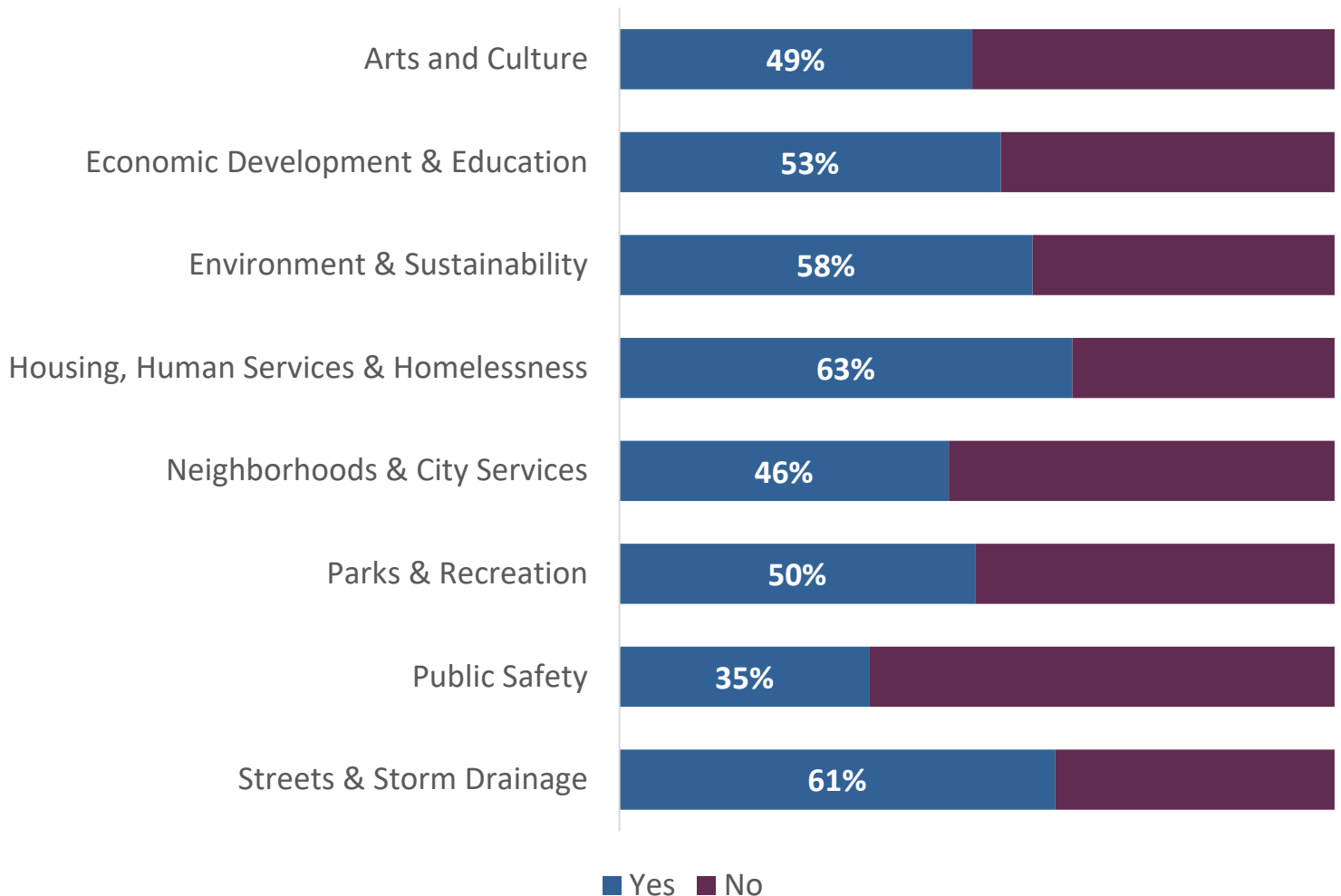




District 4 – as of September 9, 2022

Resident Responses

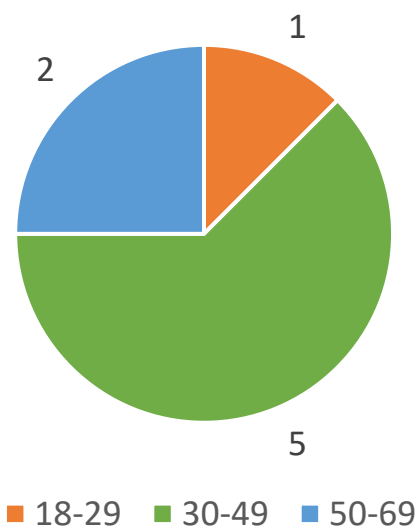
The percent of District 4 residents indicating “yes or “no” for all categories



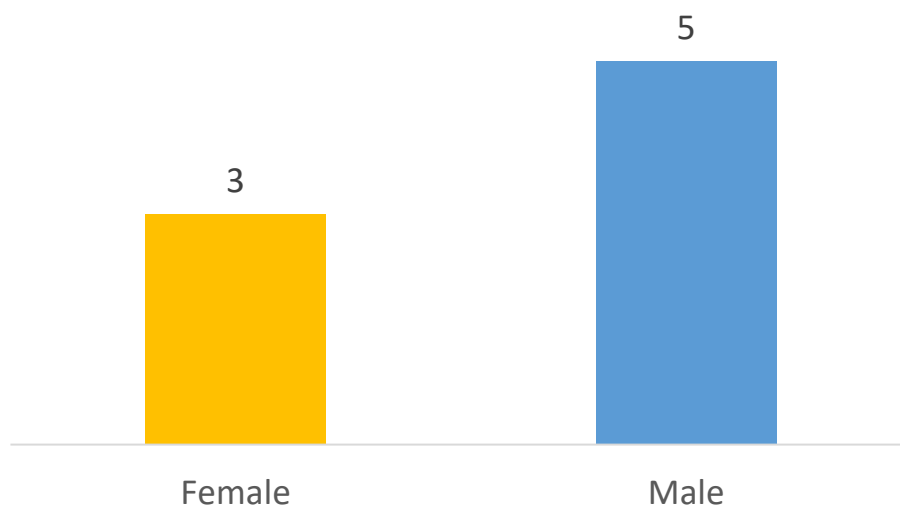
number of submissions (N) = 15

District 5 – as of August 26, 2022

Submissions by Age Range



Submissions by Gender

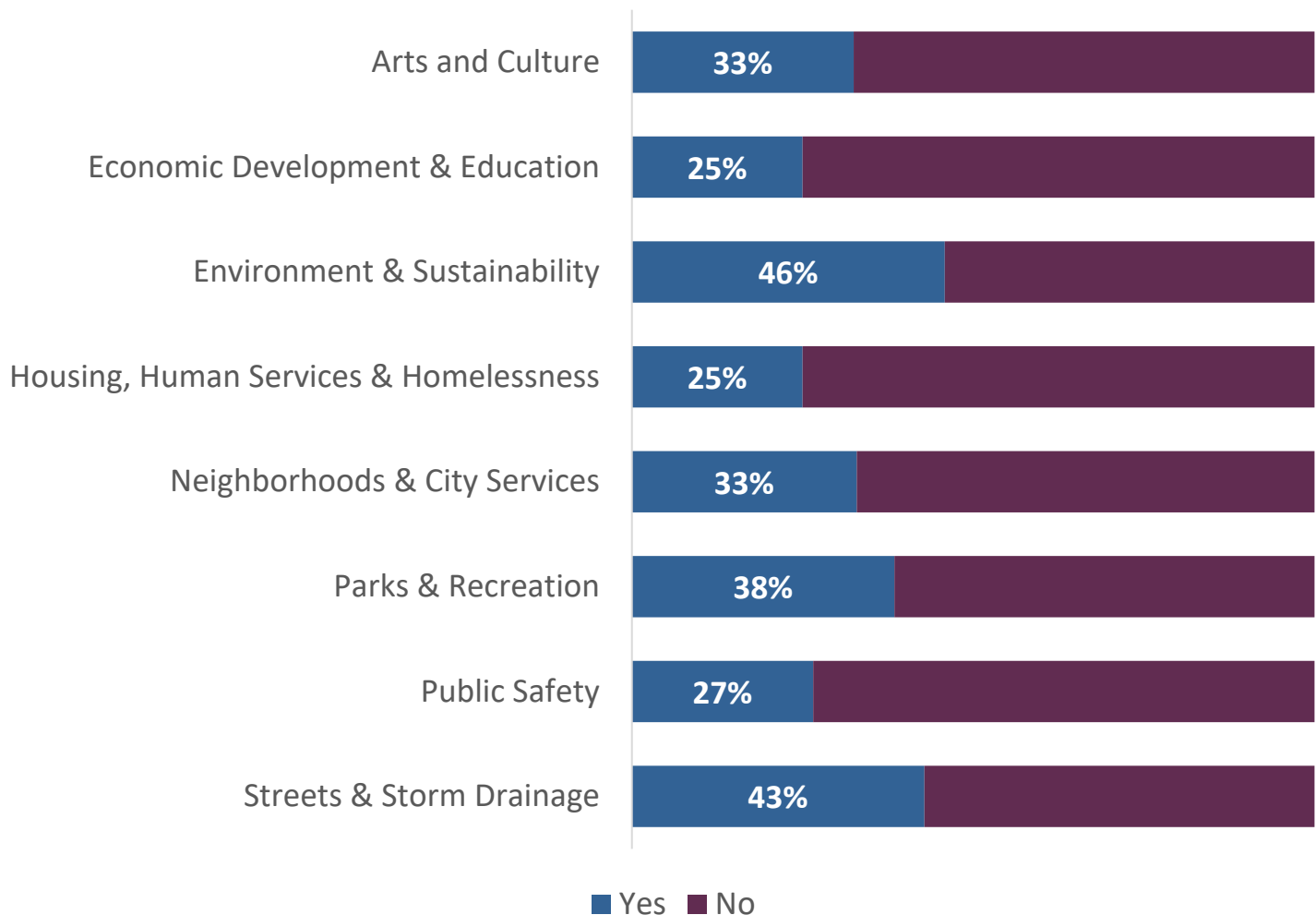




District 5 – as of August 26, 2022

Resident Responses

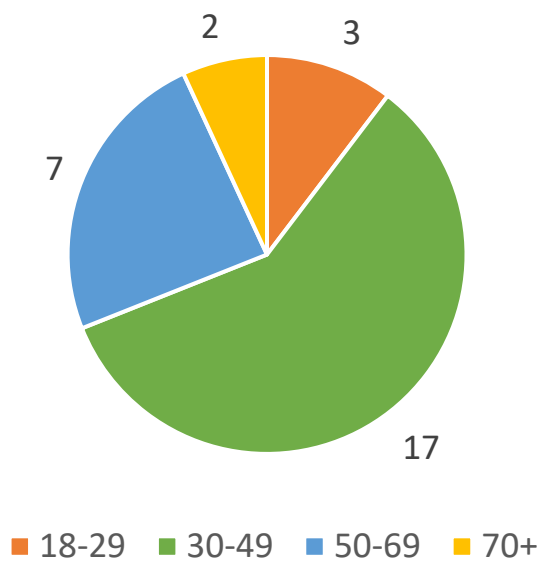
The percent of District 5 residents indicating “yes or “no” for all categories



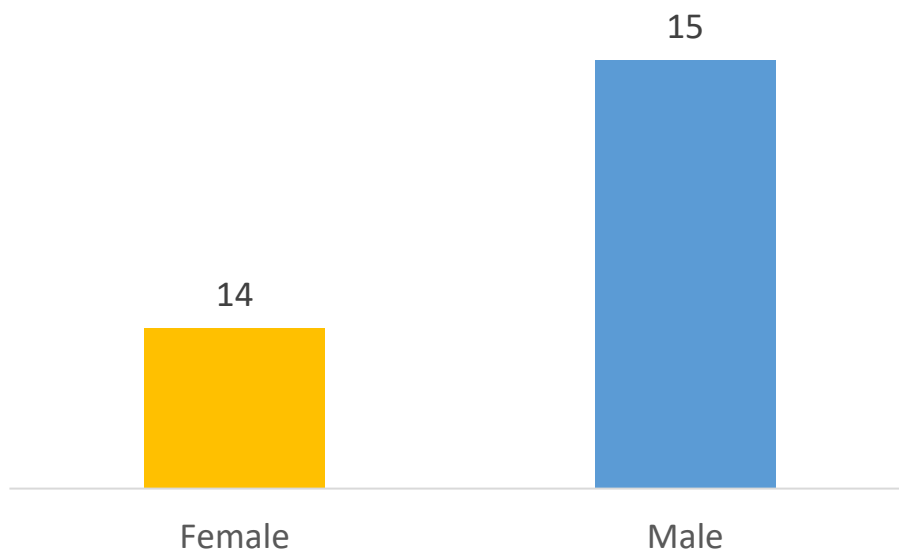
number of submissions (N) = 8

District 6 – as of September 9, 2022

Submissions by Age Range



Submissions by Gender

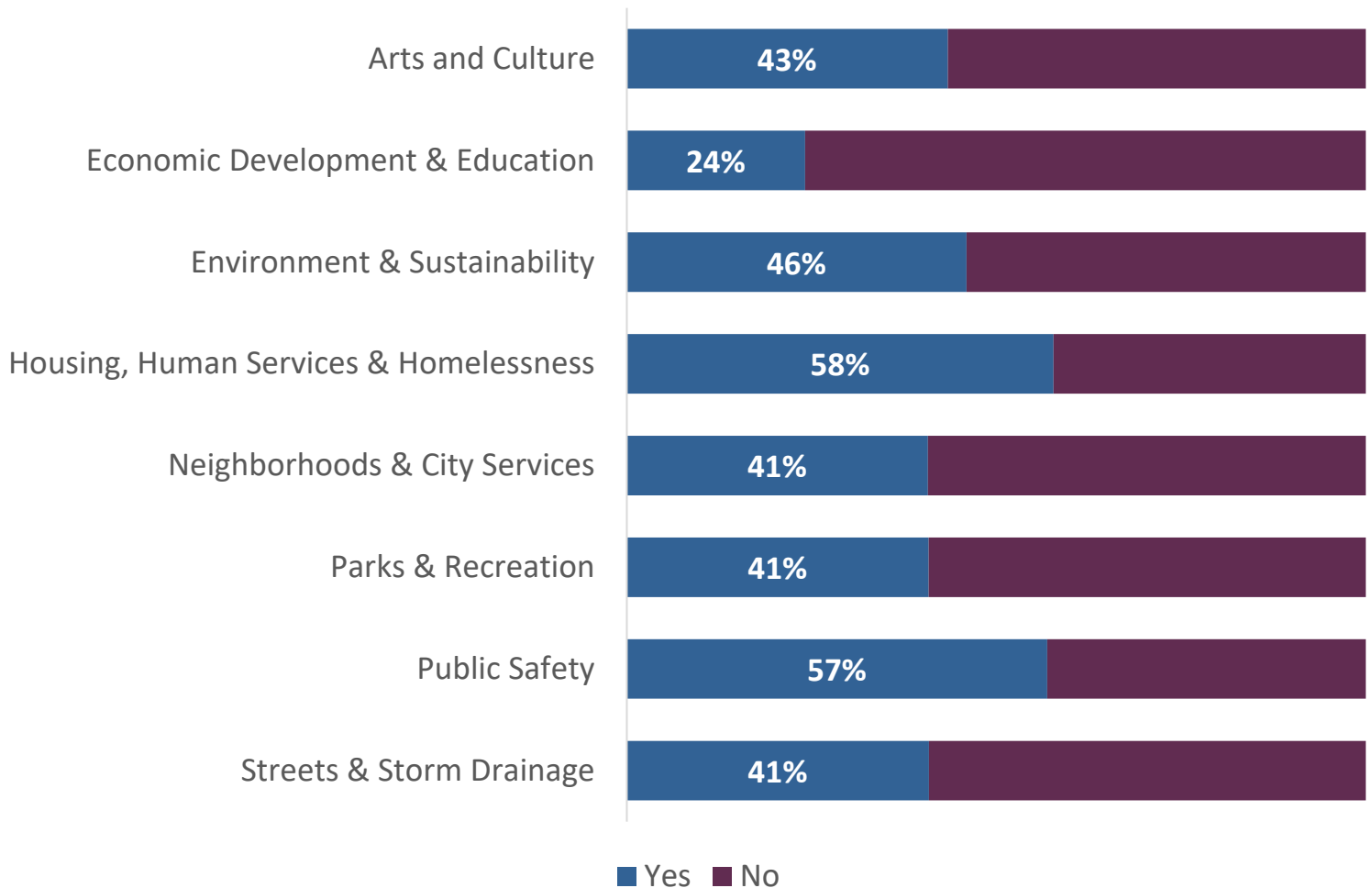




District 6 – as of September 9, 2022

Resident Responses

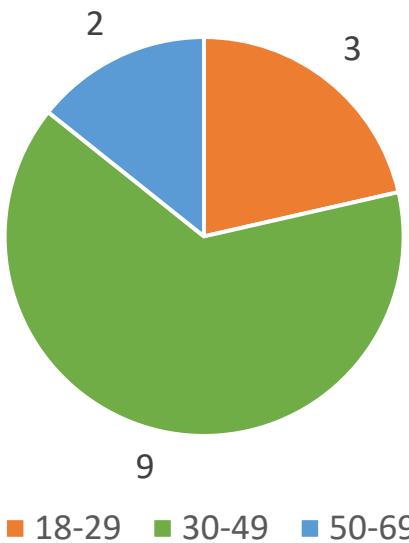
The percent of District 6 residents indicating “yes or “no” for all categories



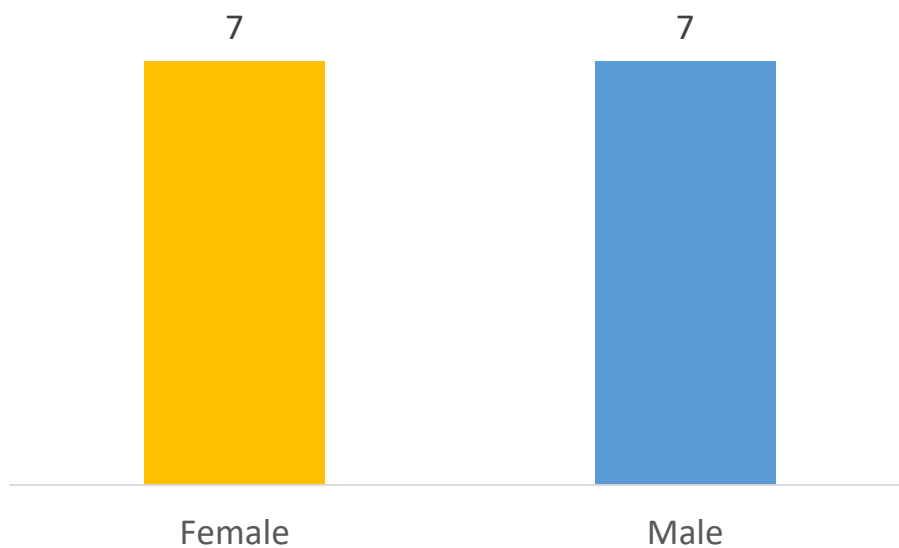
number of submissions (N) = 29

District 7 – as of September 9, 2022

Submissions by Age Range



Submissions by Gender

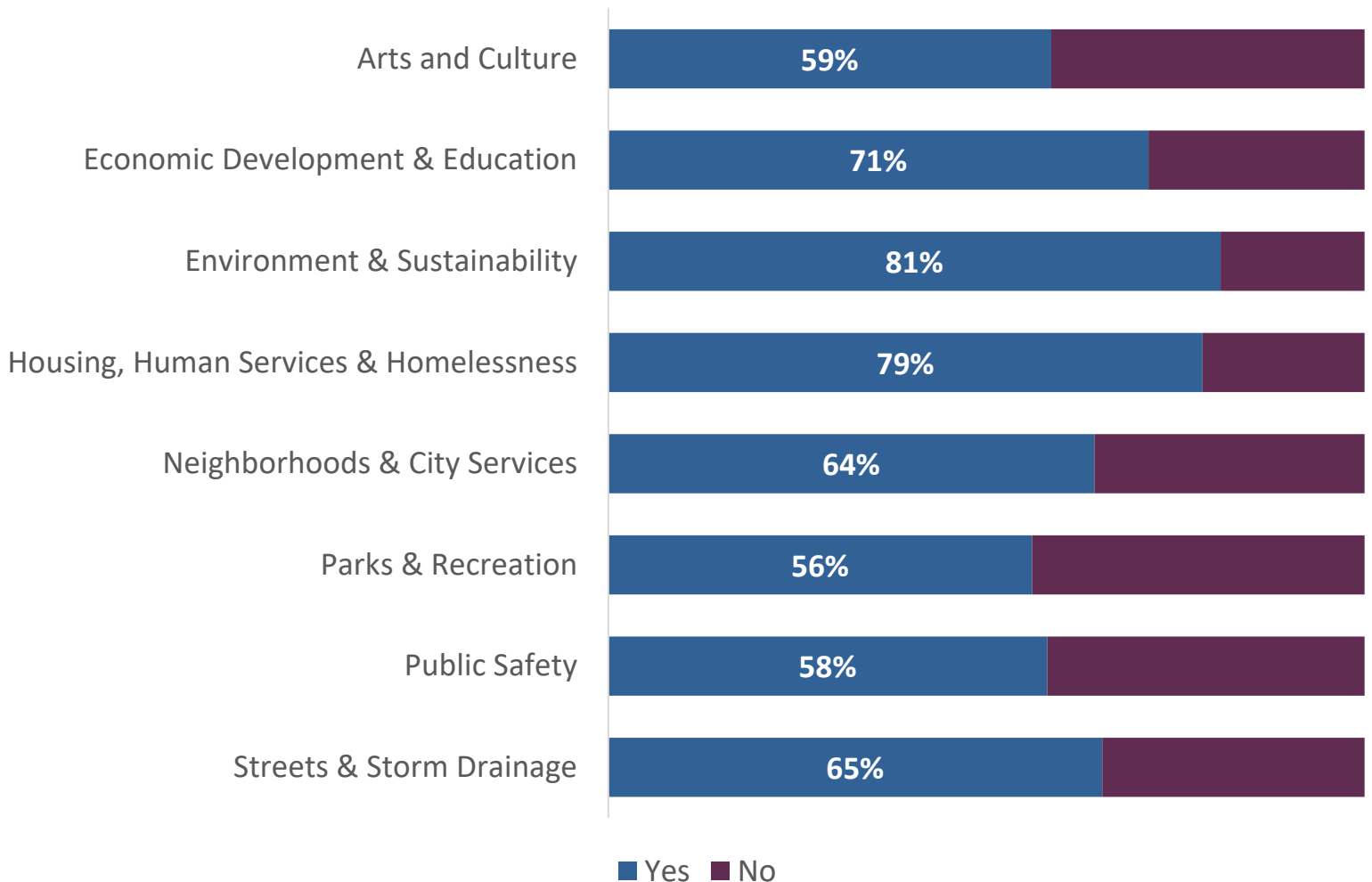




District 7 – as of September 9, 2022

Resident Responses

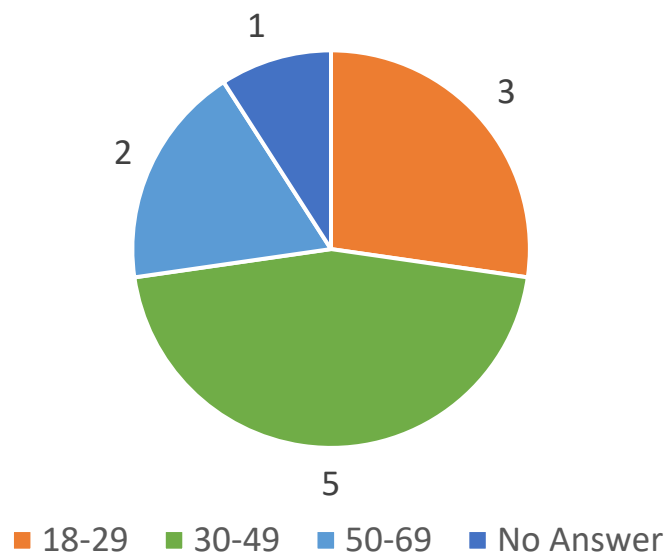
The percent of District 7 residents indicating “yes or “no” for all categories



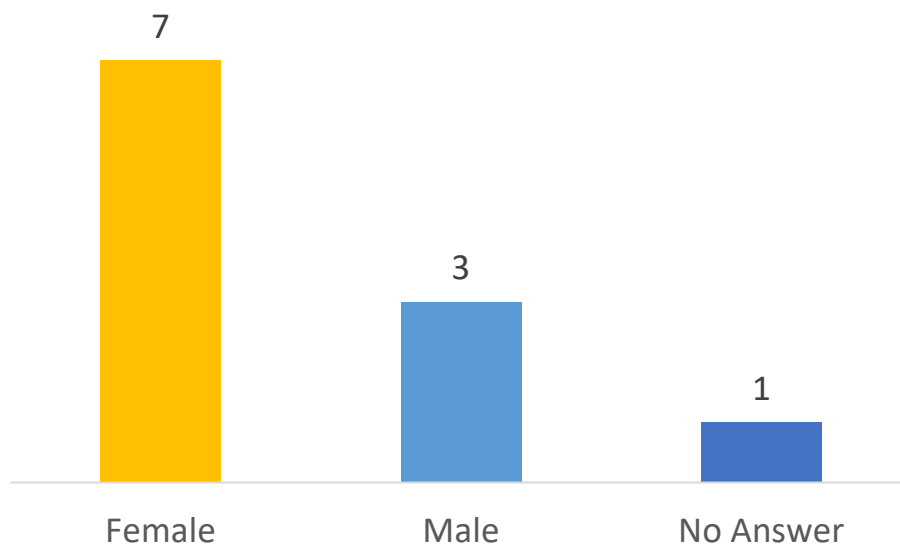
number of submissions (N) = 14

District 8 – as of September 9, 2022

Submissions by Age Range



Submissions by Gender

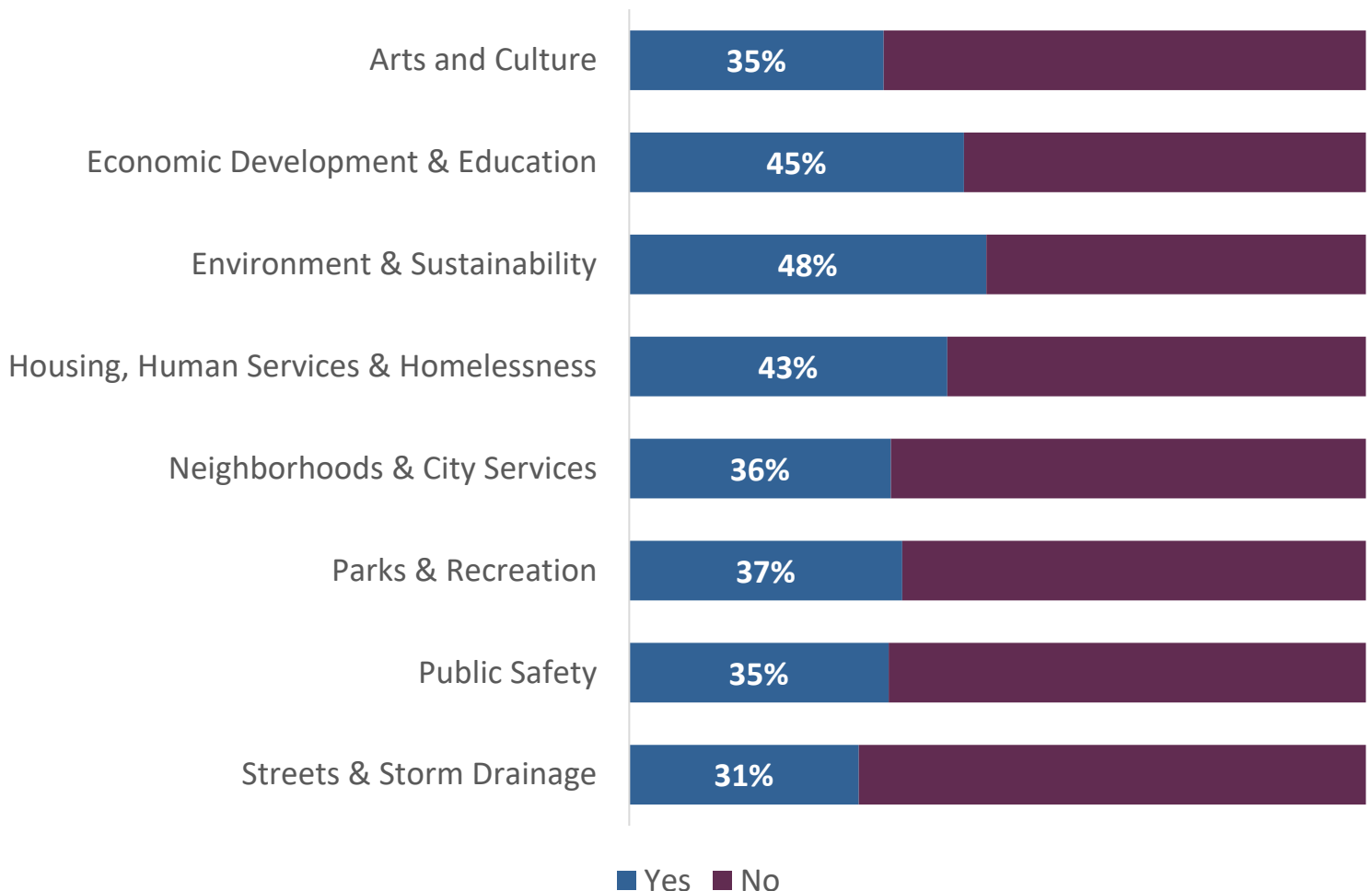




District 8 – as of September 9, 2022

Resident Responses

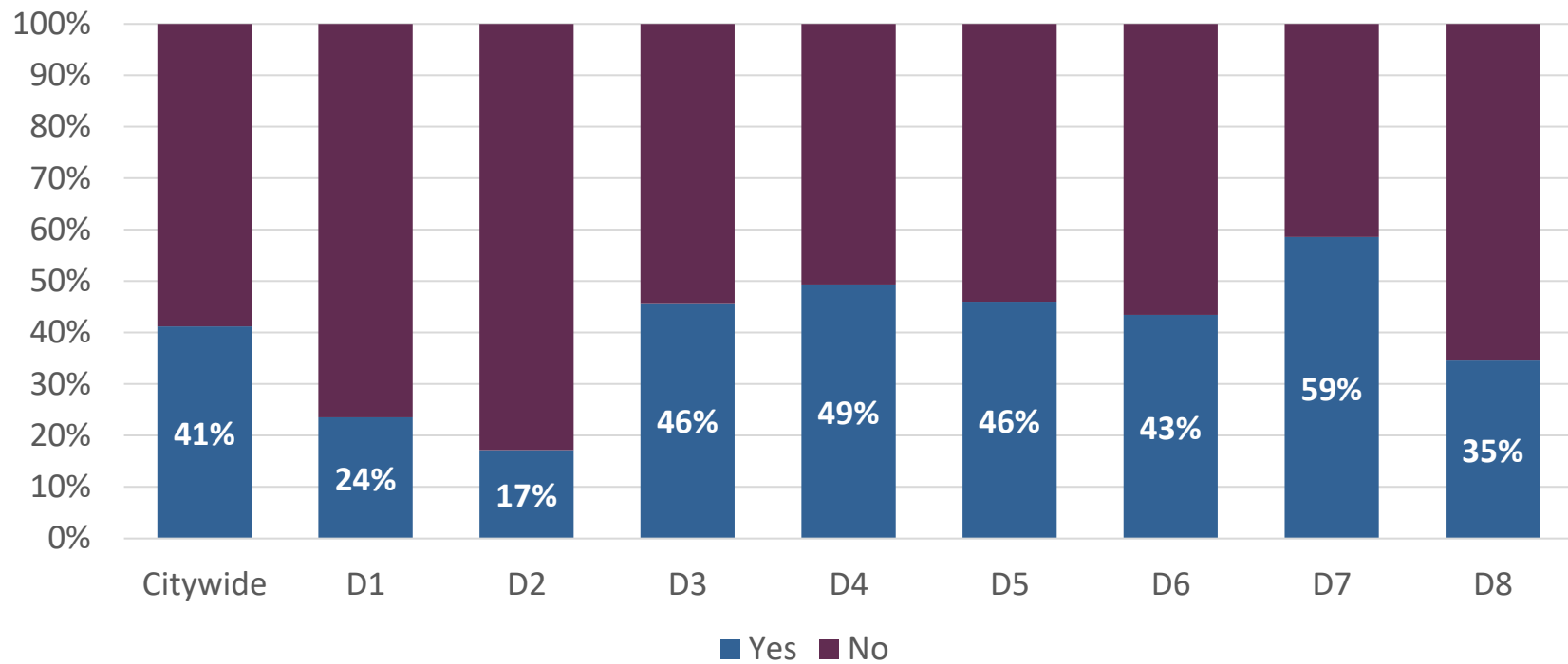
The percent of District 8 residents indicating “yes or “no” for all categories



number of submissions (N) = 11

Arts & Culture

The percent of residents indicating “yes” or “no” for the Arts & Culture category, by district

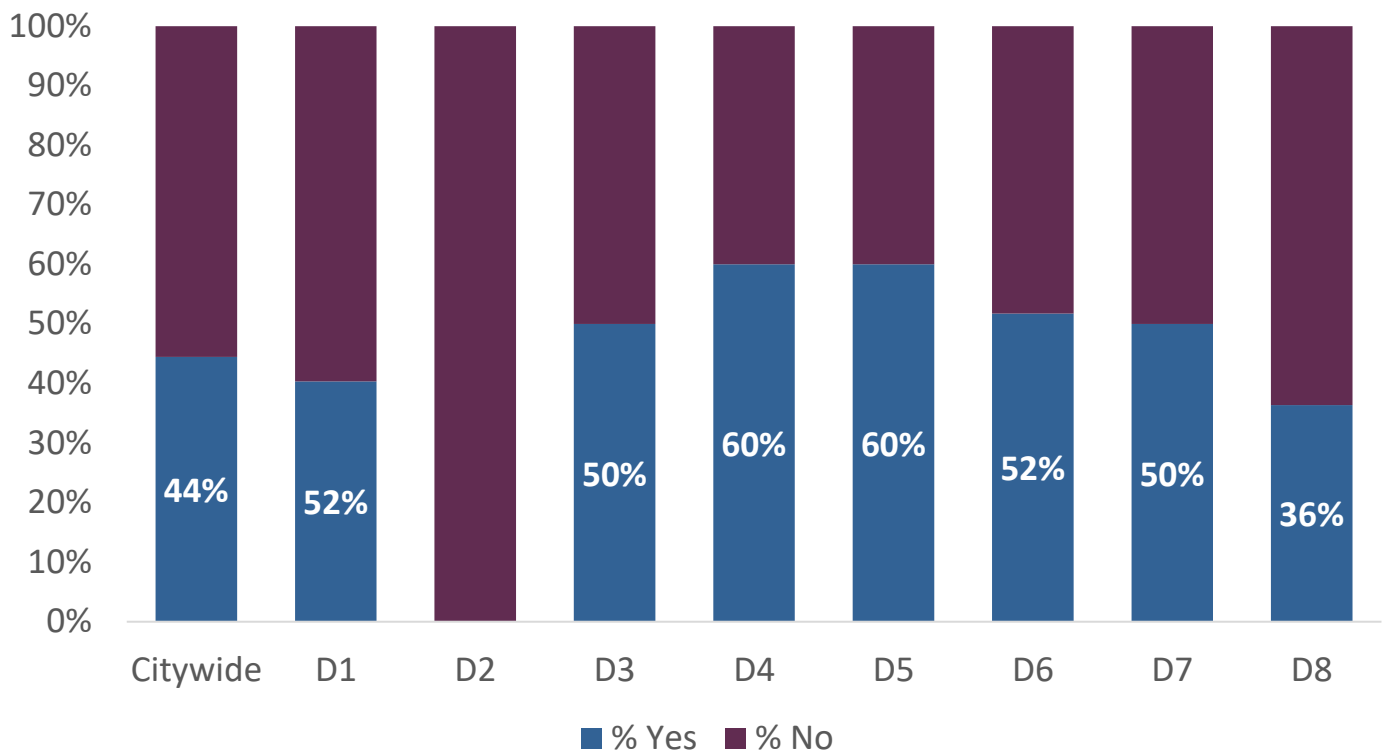


number of submissions (N) = 116

Arts & Culture

Children's Museum of Phoenix Expansion: \$1.6 million

Add 17,000 square feet in usable space by completing previously unfinished spaces in the museum. Improvements include: structural, HVAC, plumbing, electrical, life/safety, accessibility, lighting, room finishes, technology infrastructure, and hazard abatement.
(215 N. 7th Street)

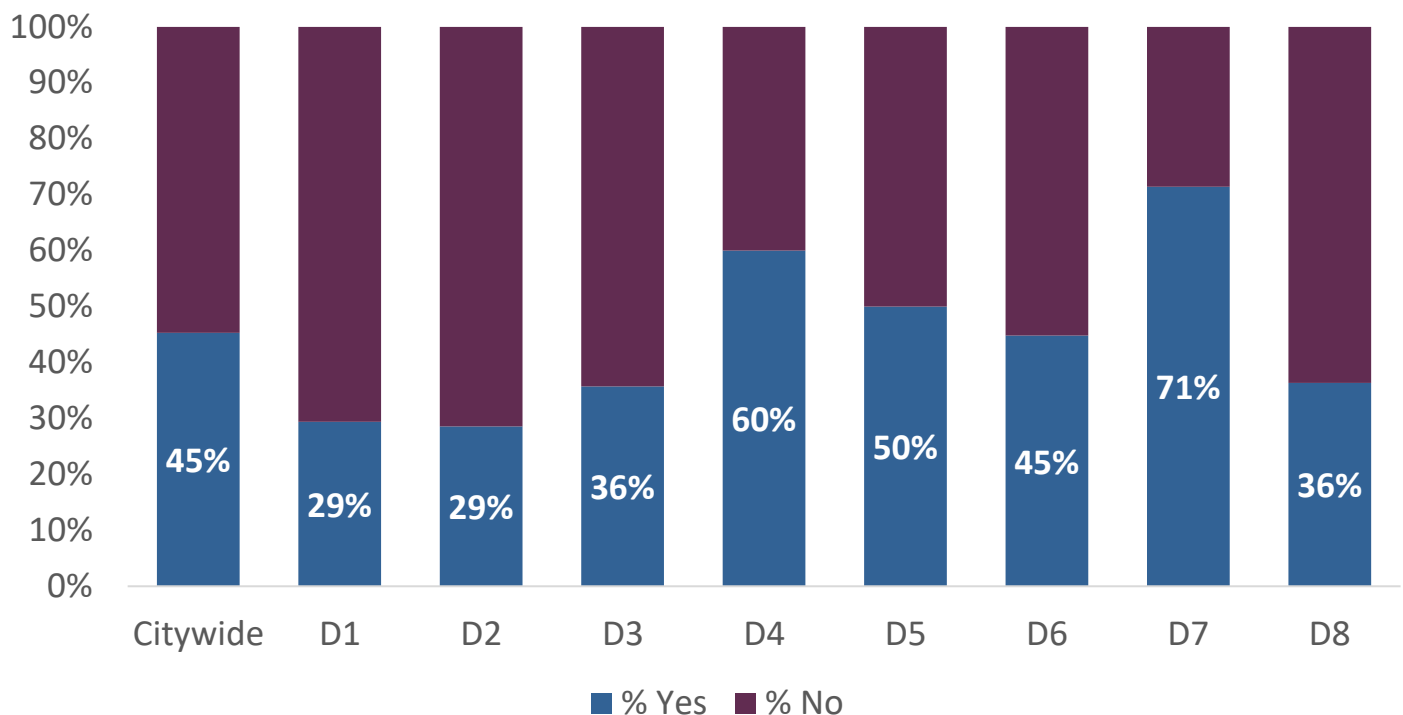


N = 116

Arts & Culture

Cultural Facilities Critical Equipment Replacements: \$10 million

Extend the functional life of City-owned cultural facilities by replacing critical equipment and plumbing/mechanical systems, performing maintenance on necessary structural elements (e.g. parking lots and roofing), and completing cosmetic updates where needed.
(Various)



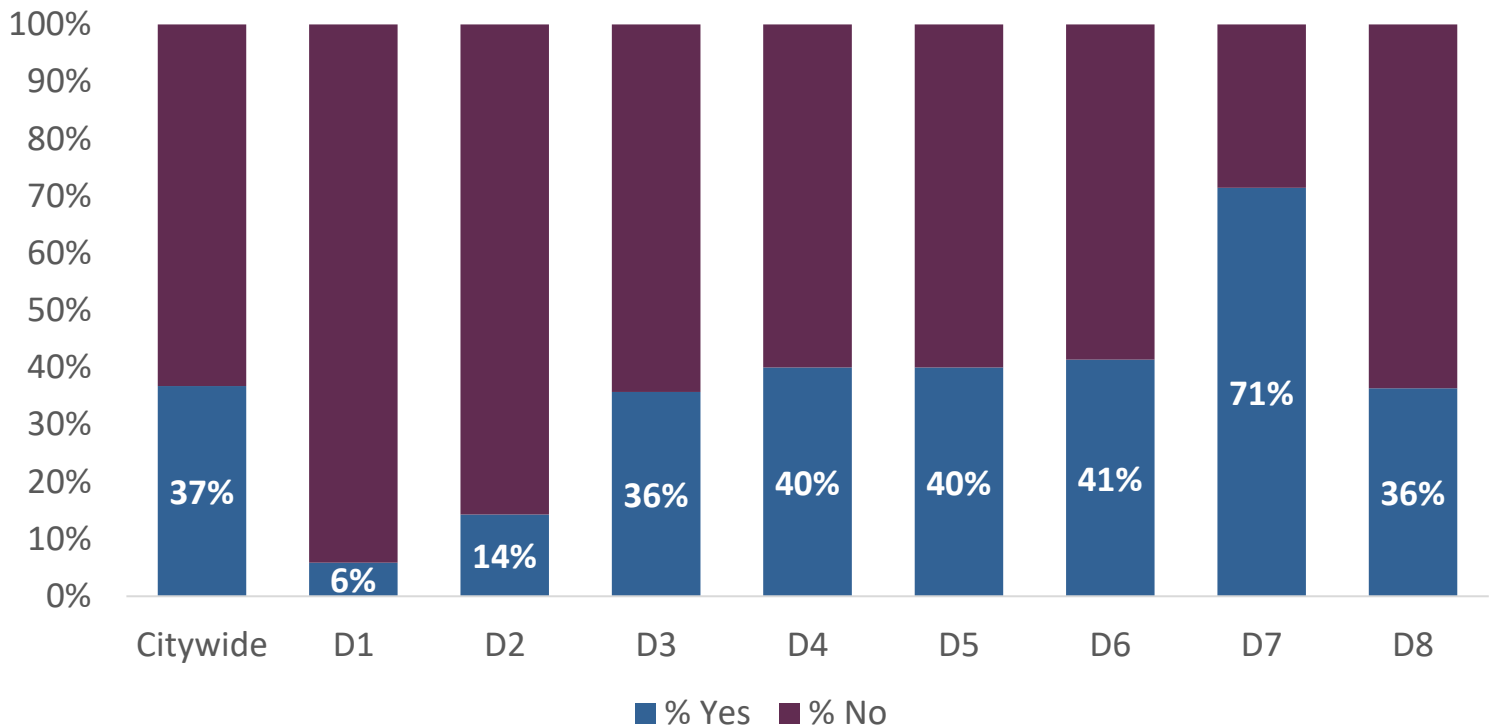
N = 116

Arts & Culture

Latino Cultural Center: \$21.7 million

Design and construct a world-class Latino Cultural Center in accordance with the Latino Center Ad Hoc Committee recommendations that were approved by City Council in September 2020. The funding level anticipates that a 22,000 square foot center would be located at the North Building at Hance Park.

(1202 N. 3rd Street - North Building at Hance Park)

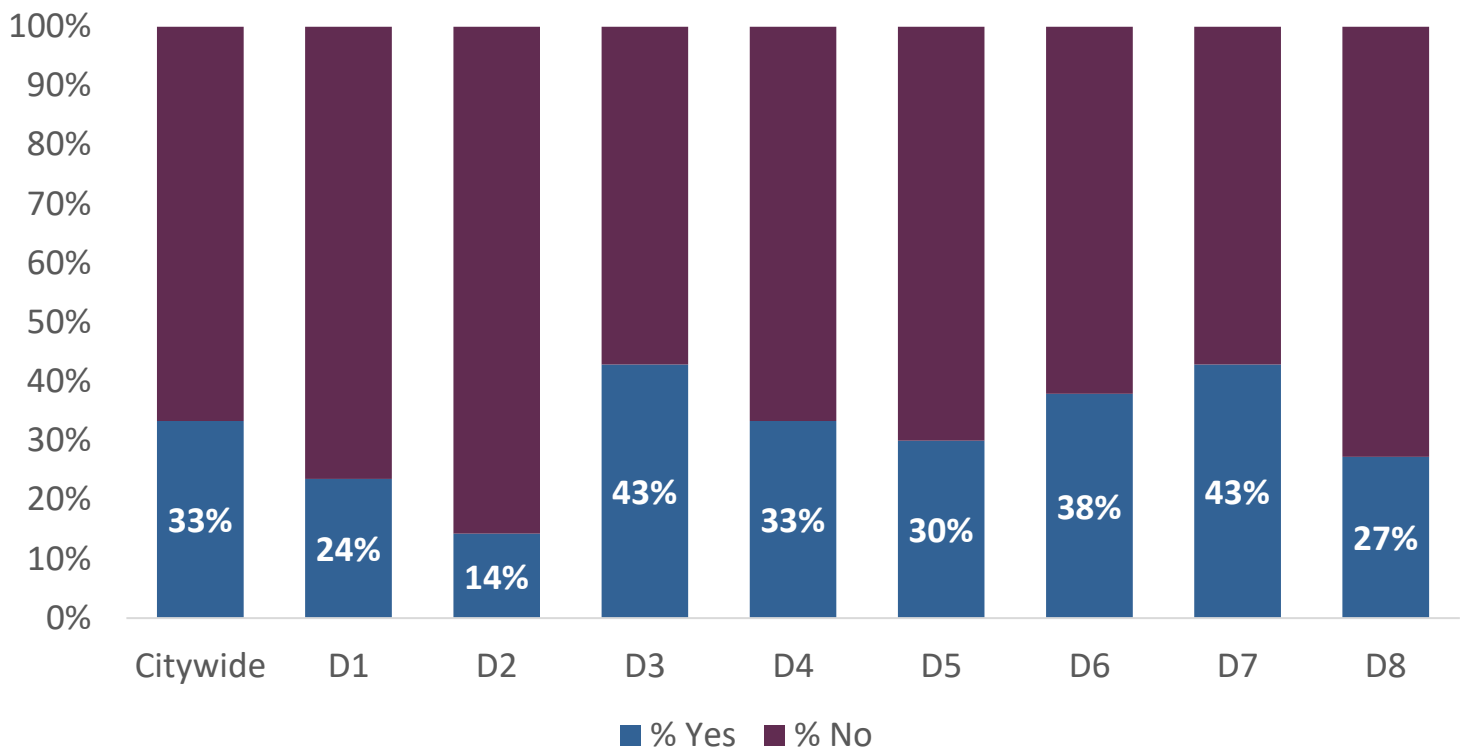


N = 116

Arts & Culture

Symphony Hall Theatrical Venue Improvements: \$8.7 million

Improve the acoustical and audiovisual experience for both patrons and performers at Symphony Hall in downtown Phoenix.
(75 N. 2nd Street)

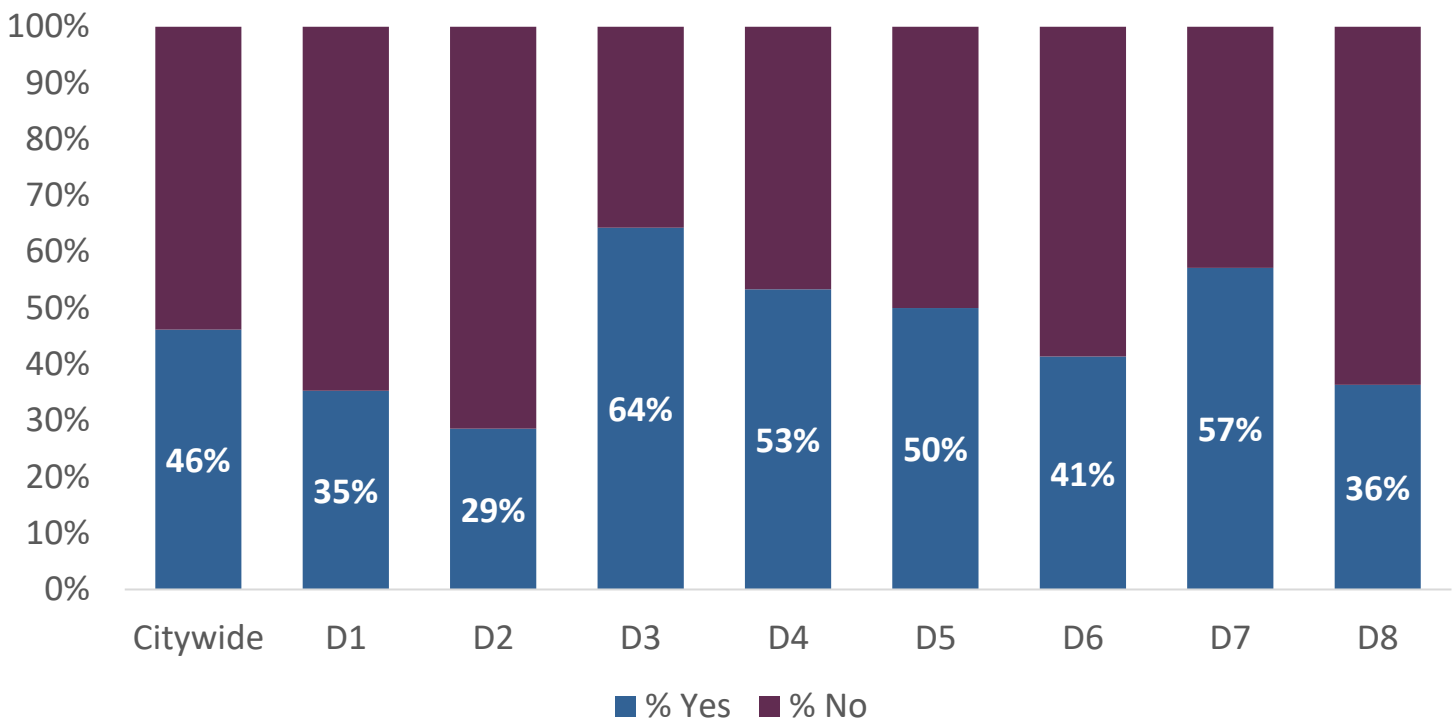


N = 116

Arts & Culture

Valley Youth Theatre - Permanent Home Project: \$14.1 million

Secure land, design and construct a new Valley Youth Center for the Arts to provide a permanent home for the Valley Youth Theatre. The Center includes a 300-seat feature theatre plus a 99-seat studio theatre for smaller productions. Also included are office and meeting space, rehearsal/workshop space, dance studios, galleries and space for set, costumes, prop shops and storage.
(525 N. 1st Street)



N = 116



Arts & Culture

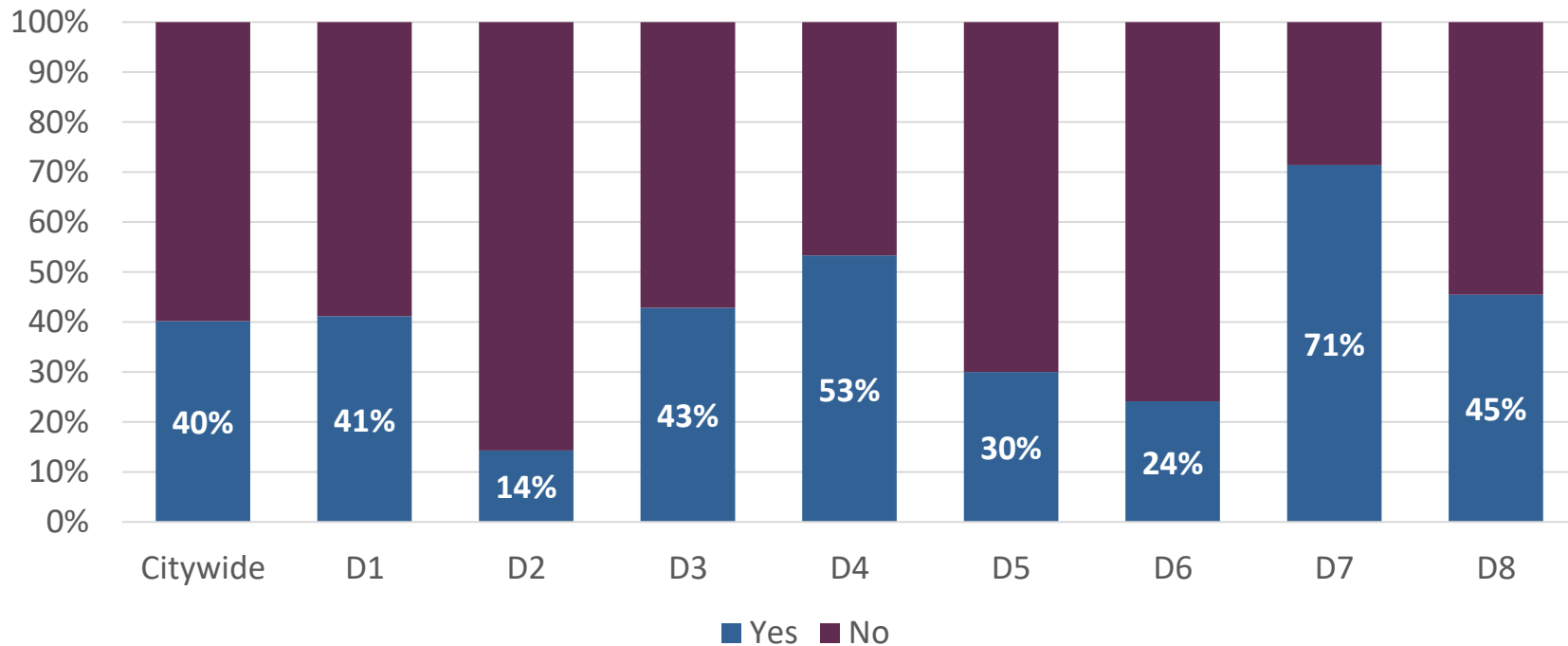
Comments:

1. Jennifer Dangremond (District 6) stated improvements and maintenance of facilities that are city-owned made perfect sense and supported funding for Cultural Facilities Critical Equipment Replacements. Ms. Dangremond emphasized the importance of having a Latino Cultural Center in Phoenix and Arizona but had questions about how annual operating costs would be funded, how much funding from the private sector would be raised for construction, and who would operate the facility; she stated she could not support GO Bond funding for this project as there were too many questions. (Aug. 26 Report)



Economic Development & Education

The percent of residents indicating “yes” or “no” for the Economic Development & Education category, by district

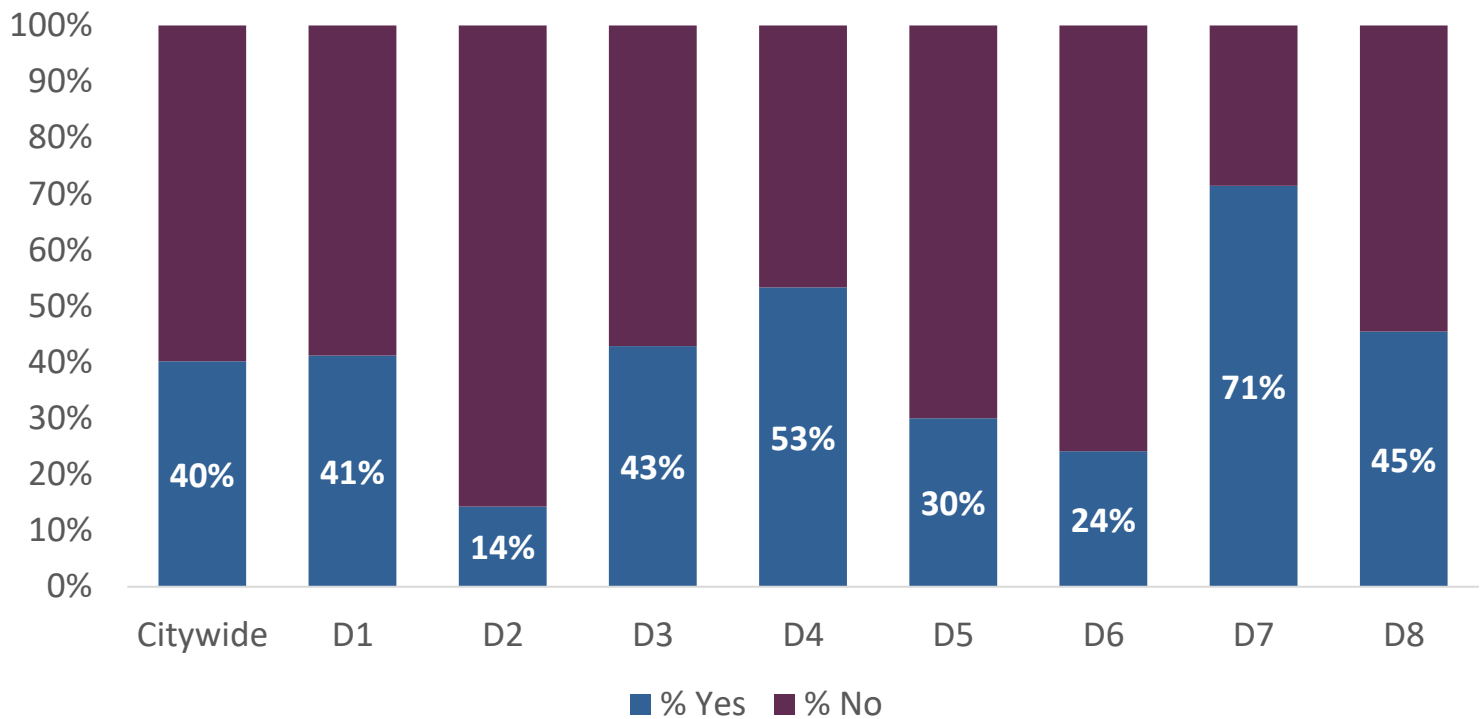


number of submissions (N) = 116

Economic Development & Education

Rio Reimagined Land Acquisition: \$23.5 million

Acquire land and perform predevelopment activities that may include environmental assessments and cleanup necessary to prepare economically attractive sites along the Rio Salado for development.



N = 116



Economic Development & Education

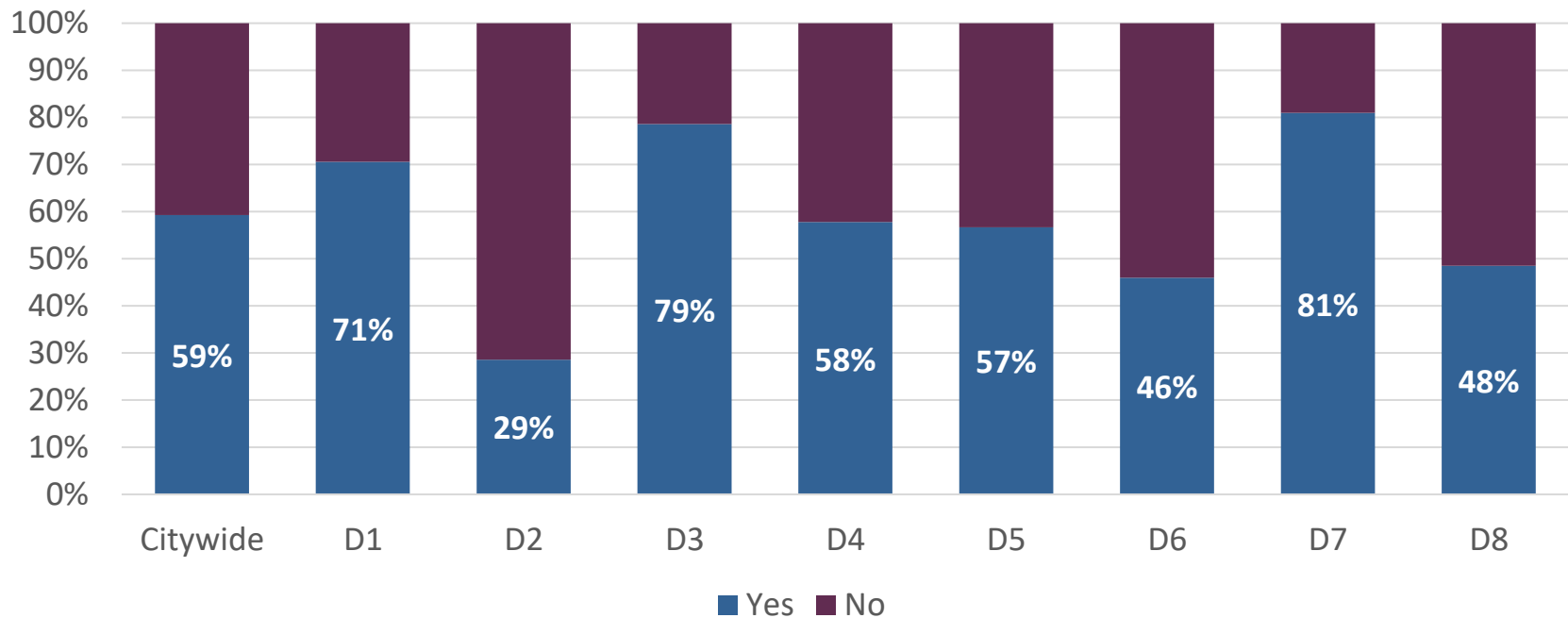
Comments:

1. Dave Eichelman (District 3) opposed funding Rio Reimagined Land Acquisition and stated the cost should be offset by future developers. Mr. Eichelman mentioned he did not want his tax money profiting businesses. (July 2022)
2. J. Coughlin (District 1) expressed support for funding to acquire land for Rio Reimagined, but not to get it ready for development. Ms. Coughlin stressed the importance of infill and redeveloping under-utilized land rather than new land. (Aug. 12 Report)
3. Irwin Sheinbein (District 6) requested the remaining funding from his submission be proportionally divided among the areas where he expressed support.



Environment & Sustainability

The percent of residents indicating “yes” or “no” for the Environment & Sustainability category, by district

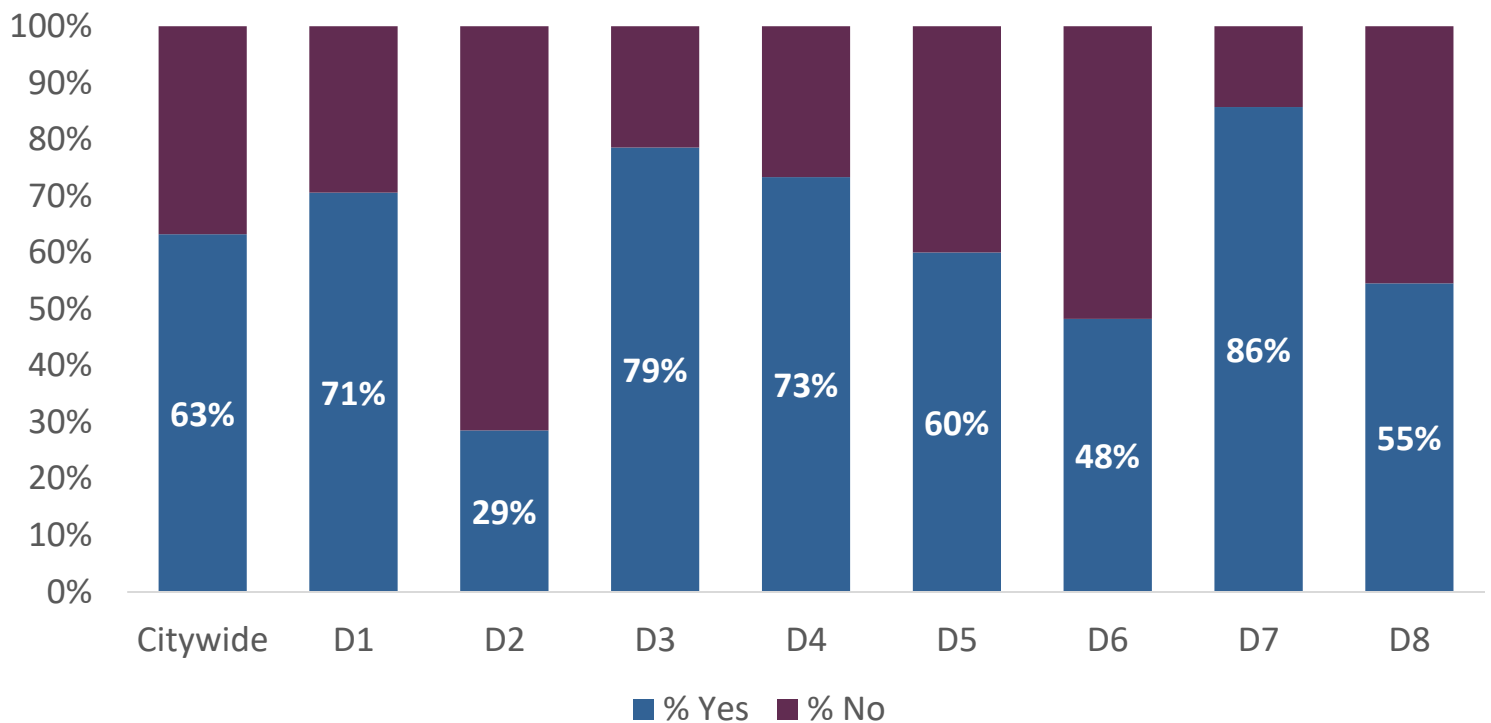


number of submissions (N) = 116

Environment & Sustainability

Equipment Replacements for Energy and Water Savings: \$5 million

Replace and upgrade aging equipment and fixtures using new energy-or water efficient technologies that will reduce energy and/or water use and greenhouse gas emissions associated with existing City facilities.
(Various)

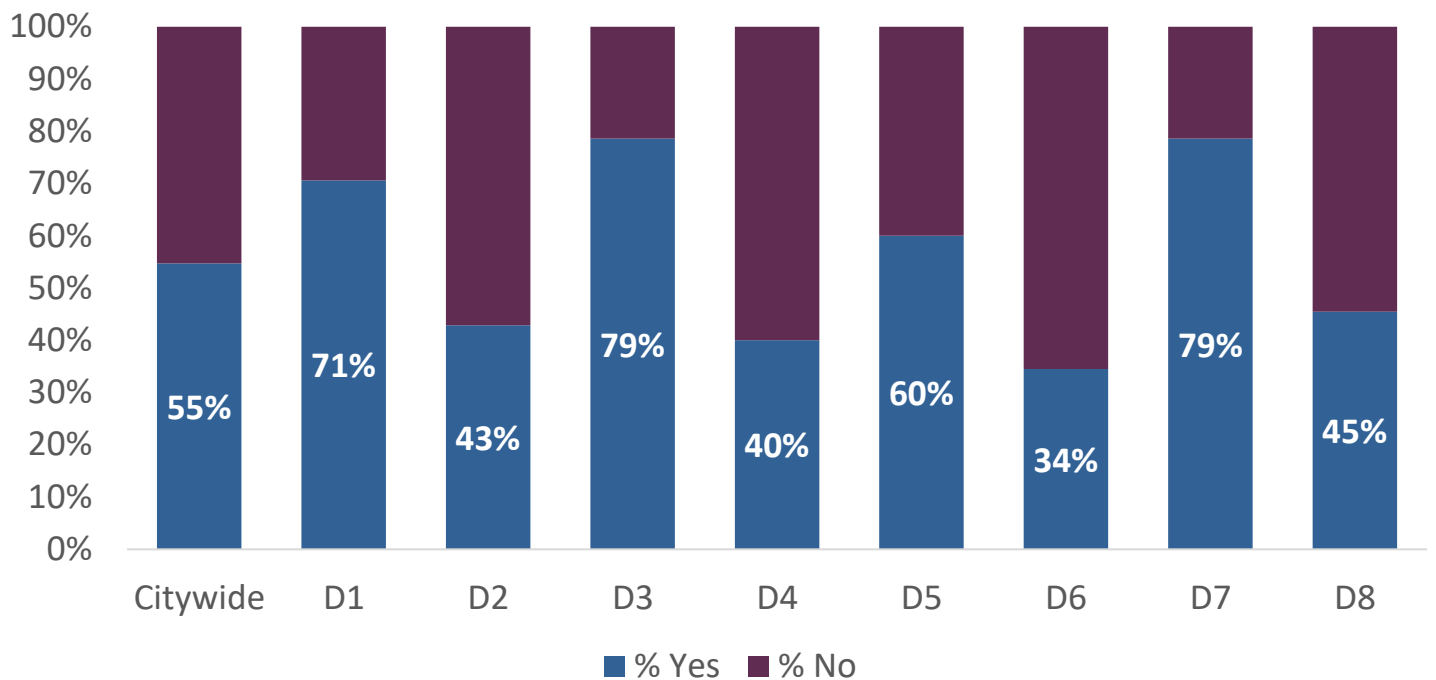


N = 116

Environment & Sustainability

Fuel and Oil Tank Replacement: \$5.1 million

Replace aging fuel infrastructure that has exceeded the original estimated service life of 30 years.
(Various)



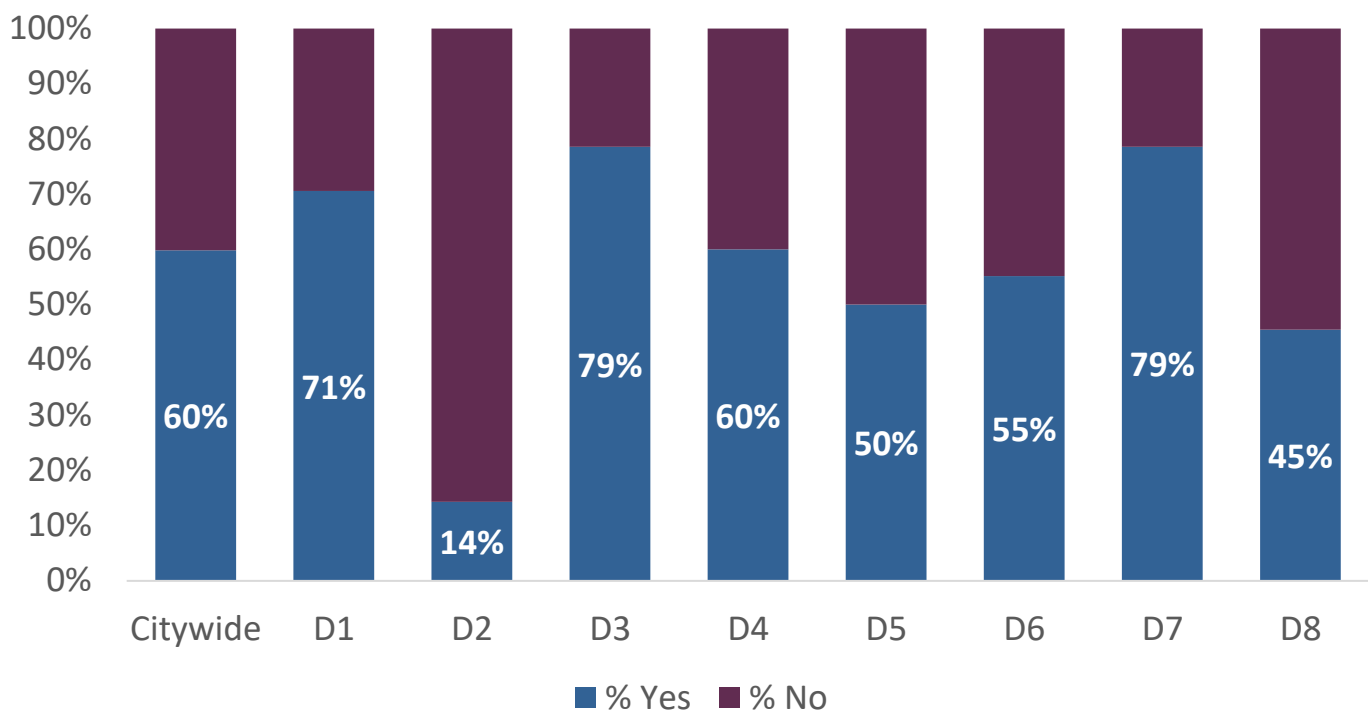
N = 116

Environment & Sustainability

Upgrade HVAC and other Climate Control Equipment for Energy Savings: \$15 million

Install energy efficient HVAC equipment or other climate control systems to reduce energy consumption and greenhouse gas emissions from City facilities. Facility Condition Assessments identified the need to replace aging and inefficient HVAC systems at many facilities including City-operated community and recreation centers, arts and cultural facilities, and administrative buildings.

(Various)



N = 116



Environment & Sustainability

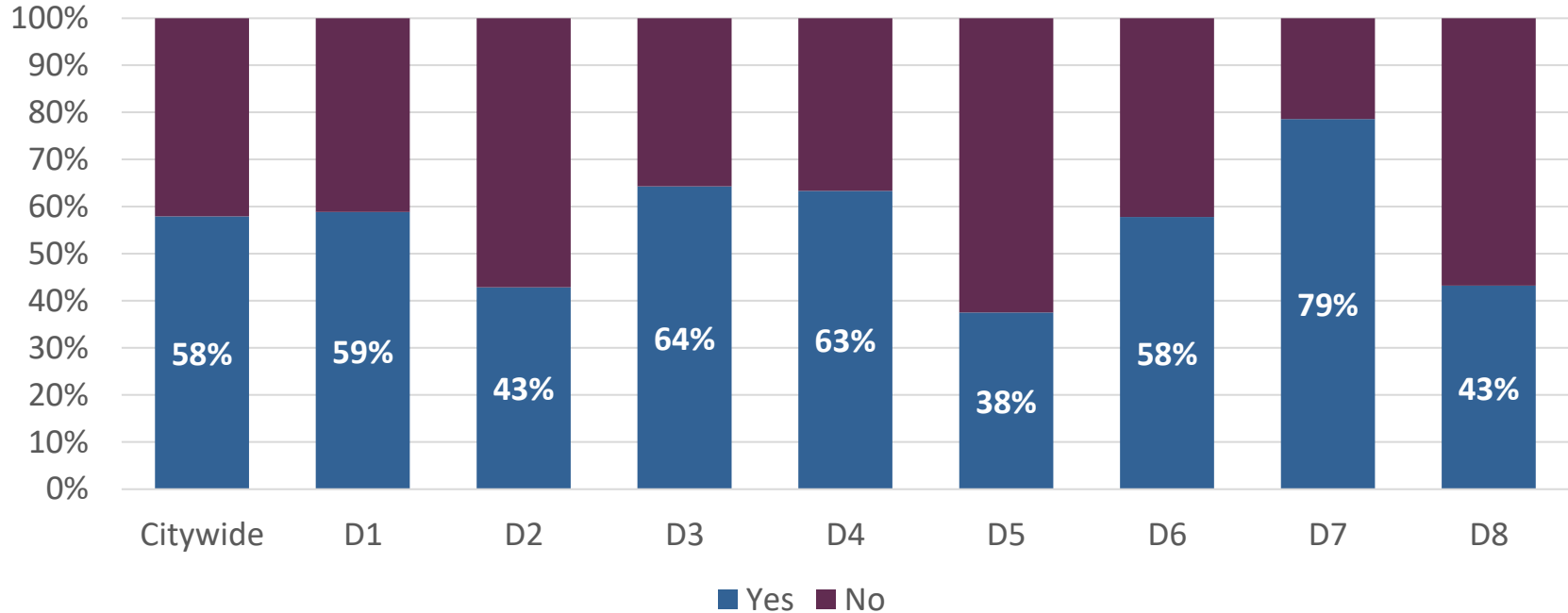
Comments:

No comments were submitted.



Housing, Human Services & Homelessness

The percent of residents indicating “yes” or “no” for the Housing, Human Services & Homelessness category, by district

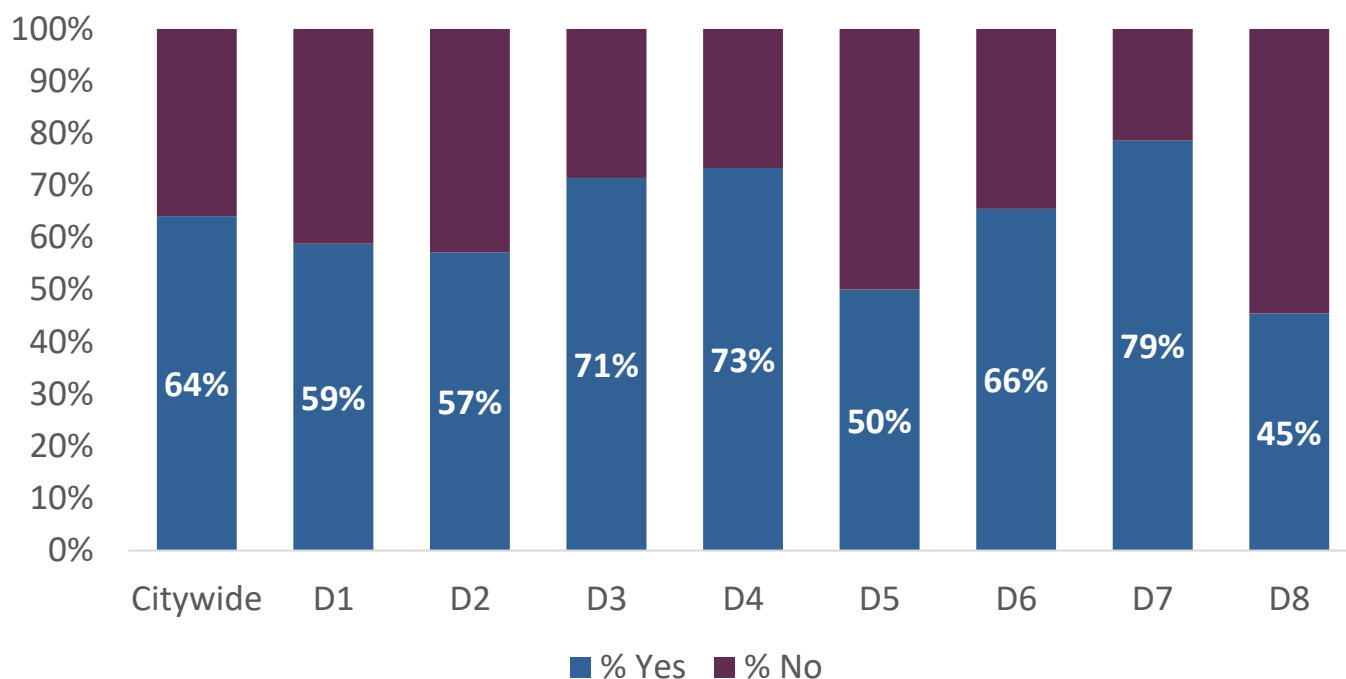


number of submissions (N) = 116

Housing, Human Services & Homelessness

Affordable Housing Property Preservation - Phase 1: \$33 million

Renovate and preserve up to 610 affordable housing units at four properties where physical condition assessments have been completed and identified critical needs. Renovations include structural repairs, electrical and mechanical improvements, HVAC replacements, and other updates. Complete Facility Condition Assessments at 16 additional Housing Department properties.
(Various)

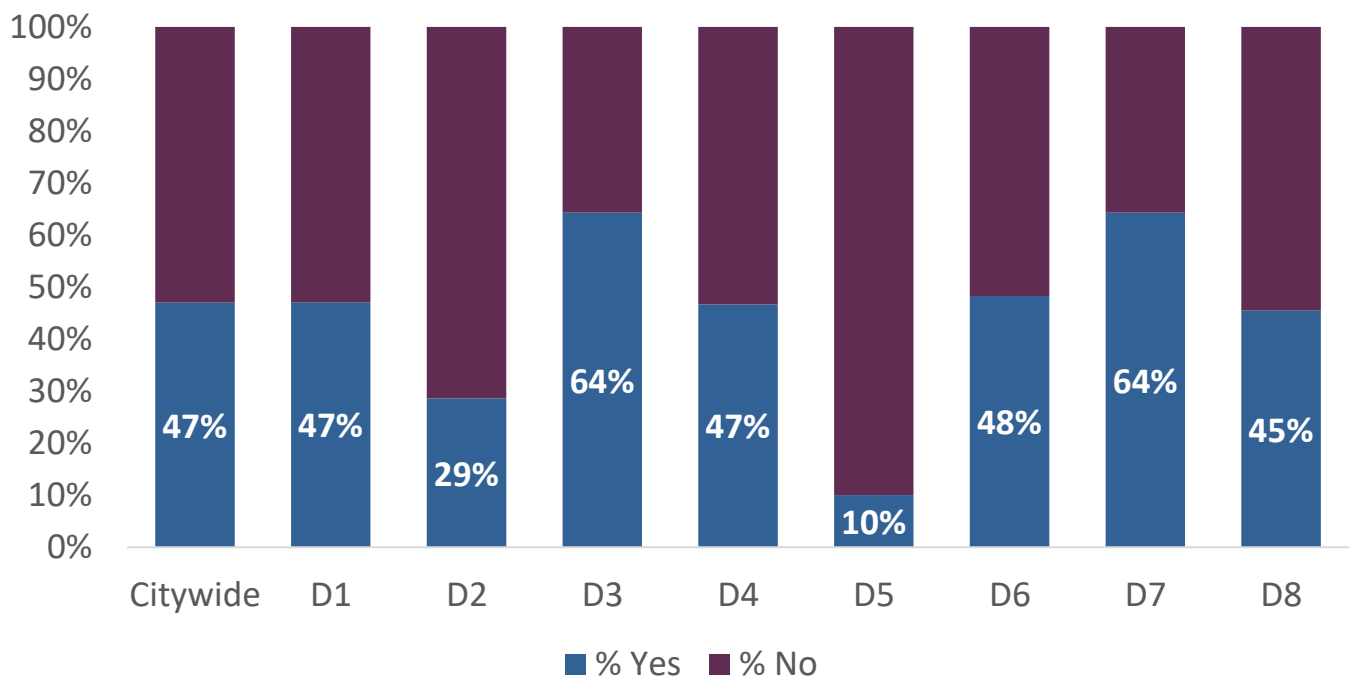


N = 116

Housing, Human Services & Homelessness

Cesar Chavez Senior Center: \$5.7 million

Design and construct a new 12,600 square foot multi-purpose senior center adjacent to the Cesar Chavez Community Center.
(Cesar Chavez Regional Park)



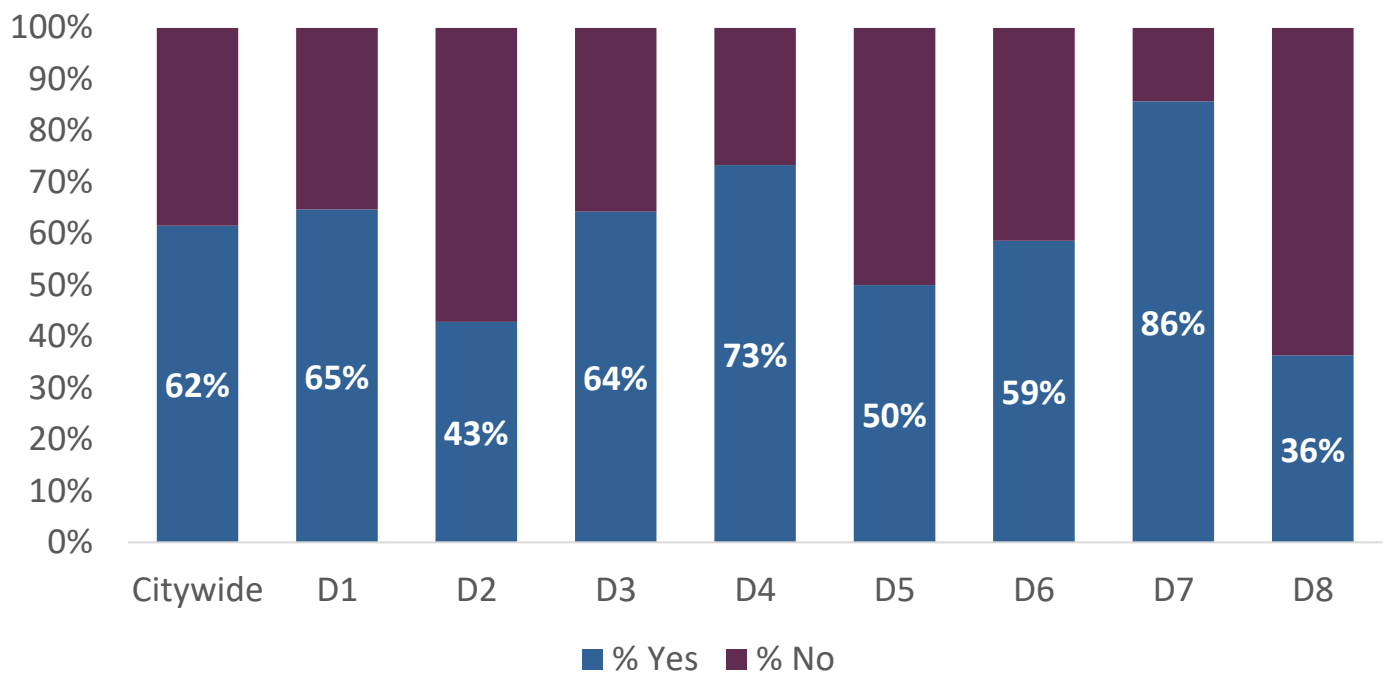
N = 116



Housing, Human Services & Homelessness

Choice Neighborhoods Housing Development Gap Funding: \$21.2 million

Cover the increased cost for construction, materials, and labor necessary to complete the final phase (Phase IV) of the Edison-Eastlake redevelopment project. Phase IV consists of 364 new, modern, mixed-income rental housing units (286 affordable and 78 market rate).
(Edison-Eastlake Community)

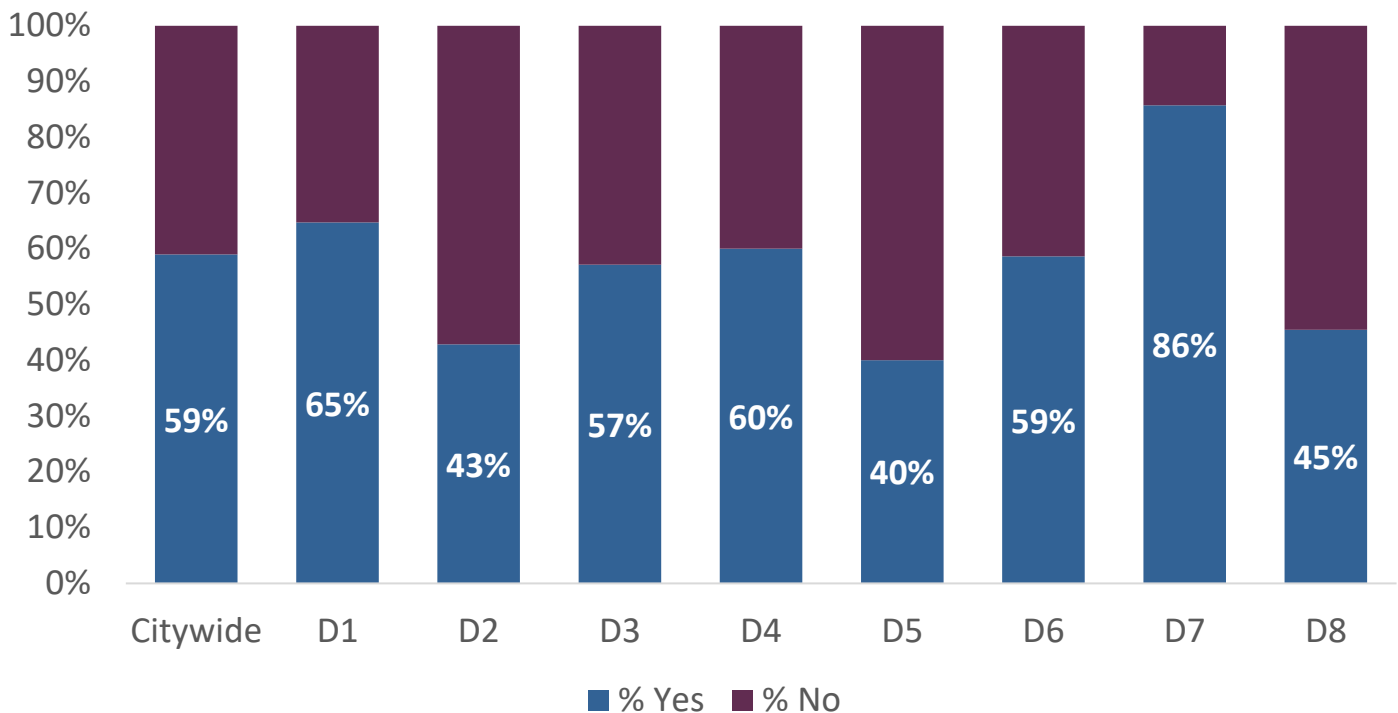


N = 116

Housing, Human Services & Homelessness

McDowell Senior Center Renovation: \$1.8 million

Renovate the historic McDowell Senior Center. Modernize HVAC equipment, update the electric system, replace existing plumbing, update the fire suppression system, and restore the building envelope, interior office and meeting spaces.
(1845 E. McDowell Road)



N = 116



Housing, Human Services & Homelessness

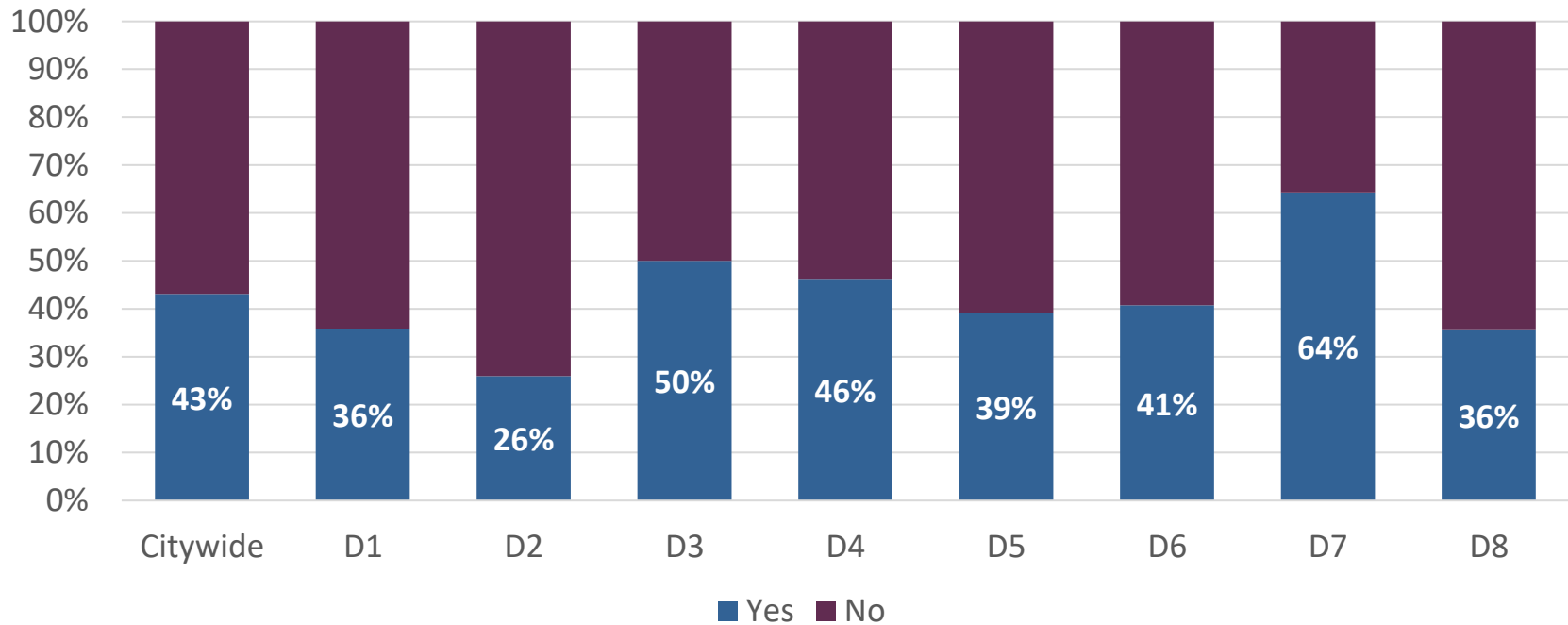
Comments:

1. Marshall Zeable (District 1) opposed Choice Neighborhoods Housing Development Gap Funding, stating that those who do not work for a living should not get free housing. (Aug. 12 Report)



Neighborhoods & City Services

The percent of residents indicating “yes” or “no” for the Neighborhoods & City Services category, by district



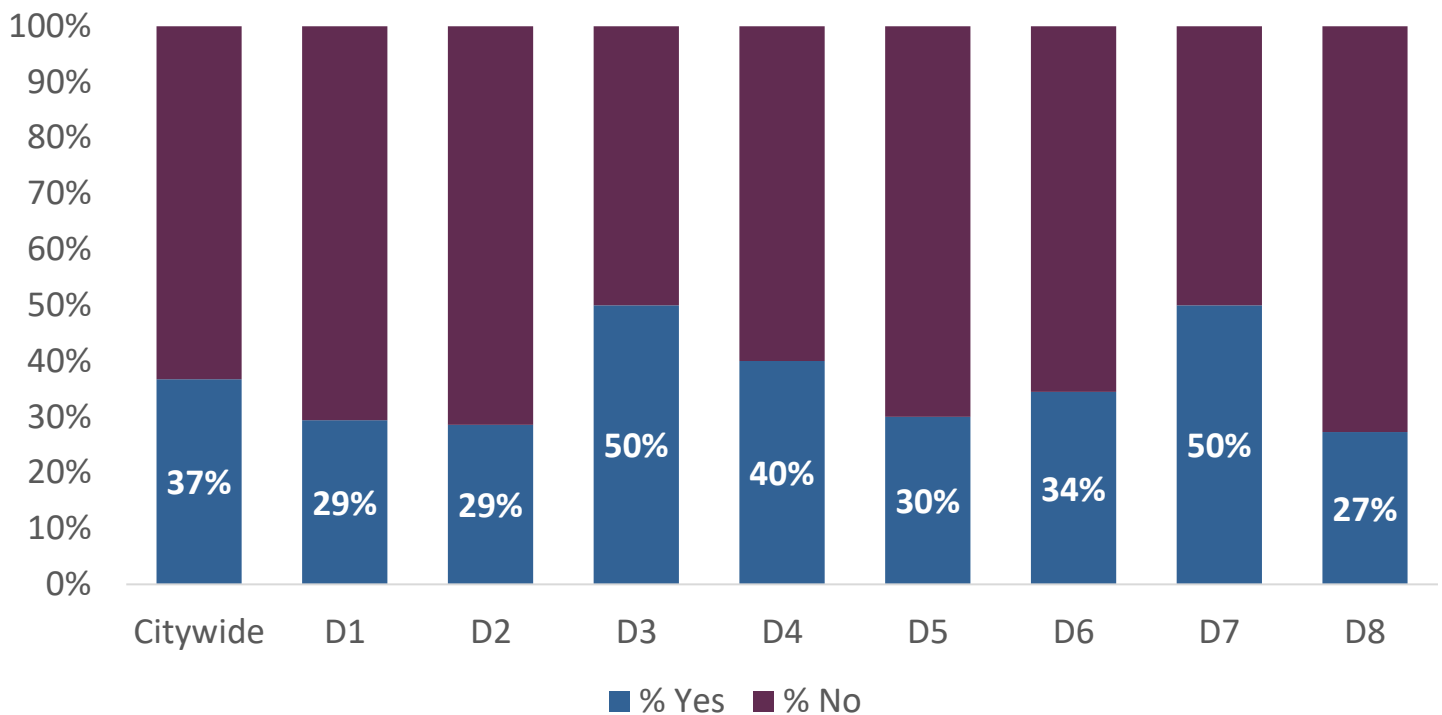
number of submissions (N) = 116

Neighborhoods & City Services

Branch Library at Desert View Civic Space: \$4 million

Design and construct a new 13,000 square foot branch library as part of Phase 1 of the Desert View Civic Space. Phase 1 consists of the civic space master plan, design of a regional park, construction of park amenities, and a branch library. At final completion the Desert View Village Civic Space is expected to include a 40 acre regional park, and a community center.

(Deer Valley Drive & Tatum Boulevard)

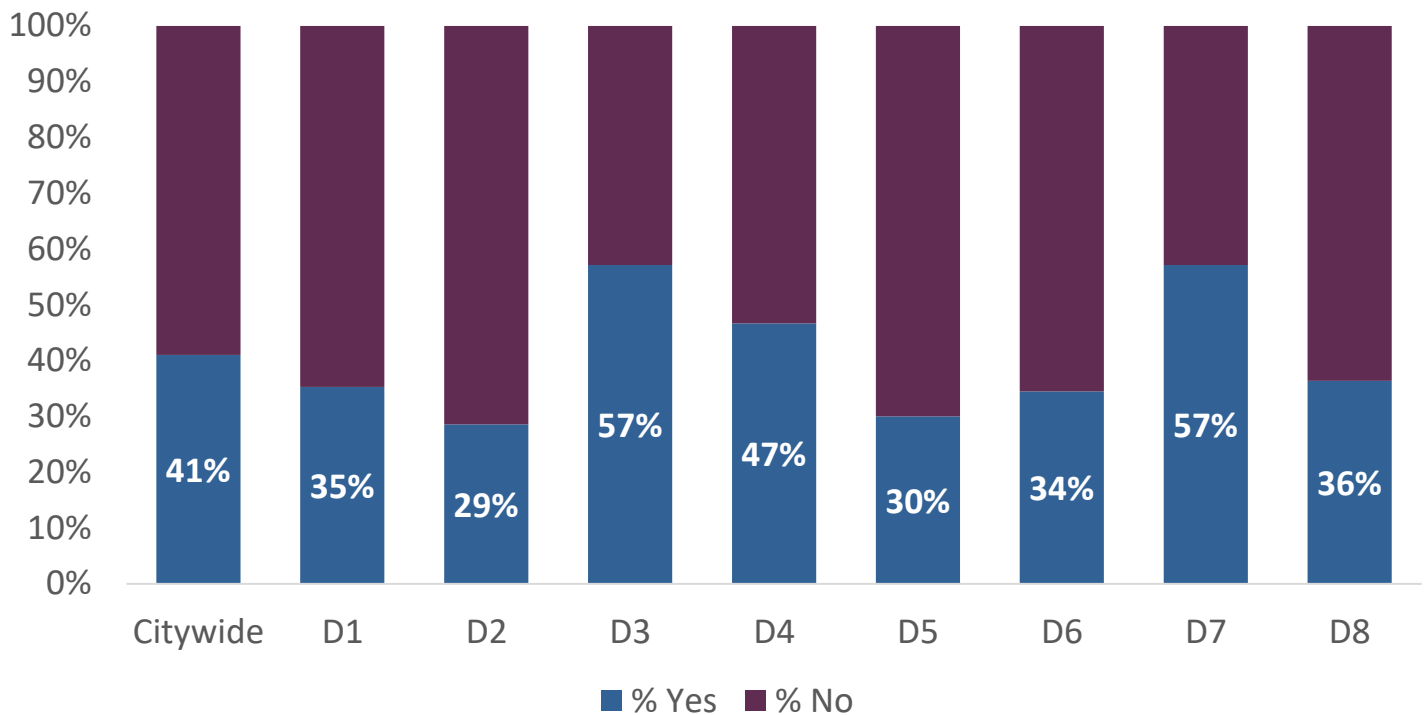


N = 116

Neighborhoods & City Services

Branch Library at Estrella Civic Space: \$6.2 million

Design and construct a new 20,000 square foot branch library as part of Phase 1 of the Estrella Village Civic Space. Phase 1 consists of the civic space master plan, design of a regional park, construction of park amenities, and a branch library. At final completion the Estrella Village Civic Space is expected to include a 93 acre regional park, a community center, and an aquatic center.
(99th Avenue & Lower Buckeye Road)



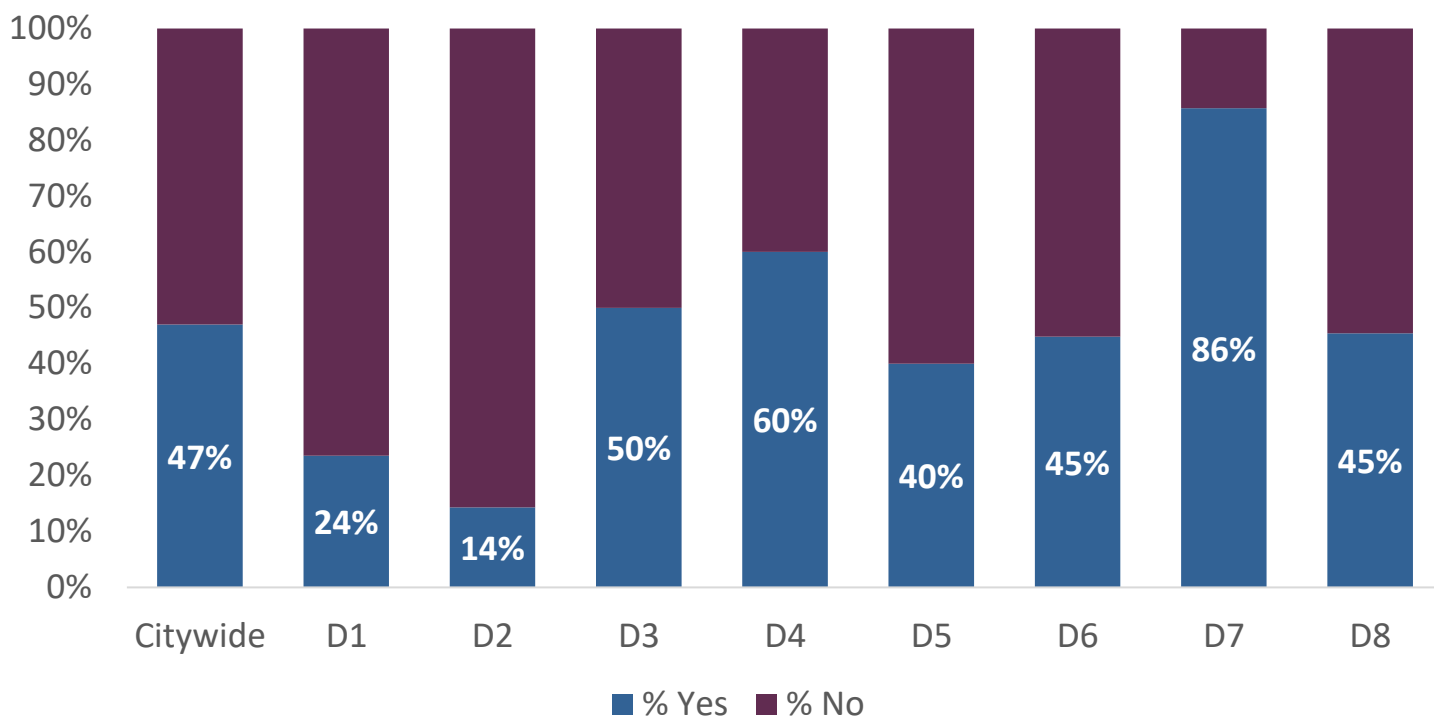
N = 116

Neighborhoods & City Services

City Facility ADA Improvements: \$10.1 million

Ensure ongoing compliance with the Americans with Disabilities Act (ADA) at City facilities. Complete prioritized improvements to signage, restrooms, parking lots, ramps, doors and other barriers to maximize access.

(Public Works Properties - All)



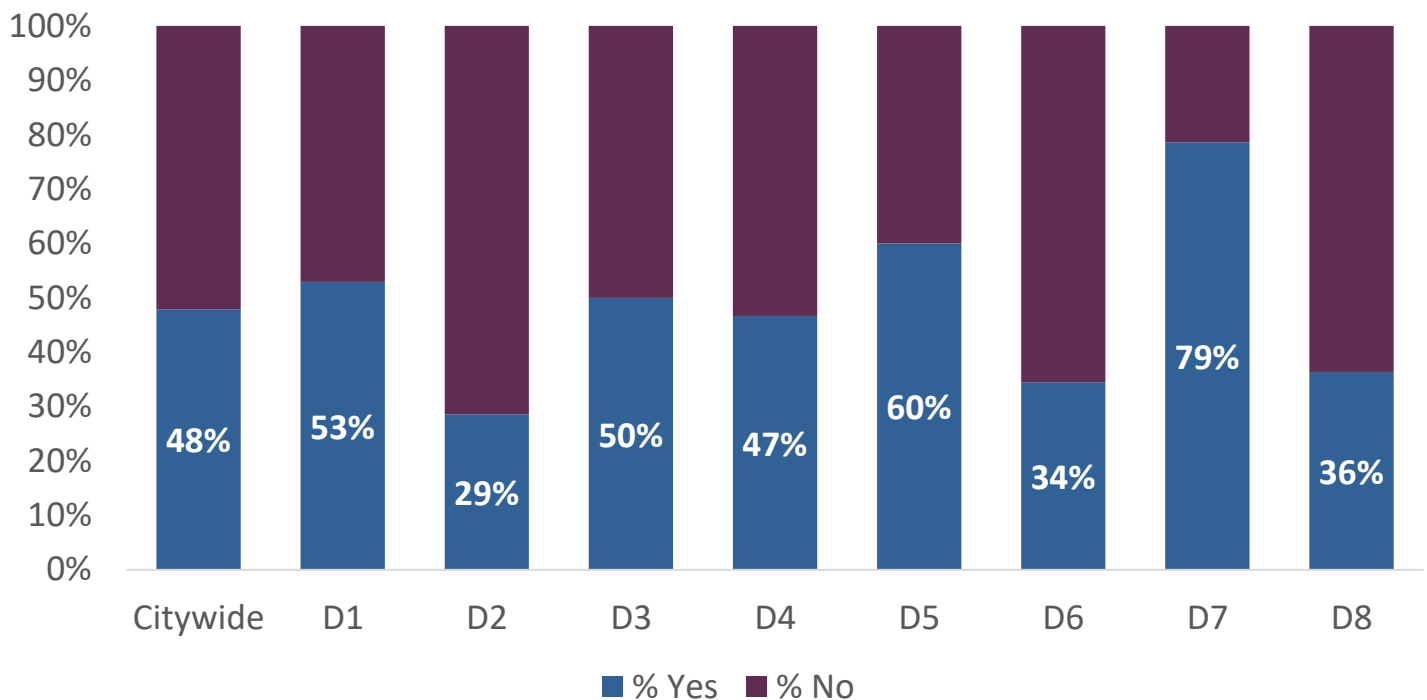
N = 116



Neighborhoods & City Services

City Service Center Property Improvements: \$10.1 million

Repair or replace mechanical and building systems such as roofs, asphalt, plumbing, electrical, and security systems at Public Works Service Centers that support the activity of City departments.
(Various)



N = 116

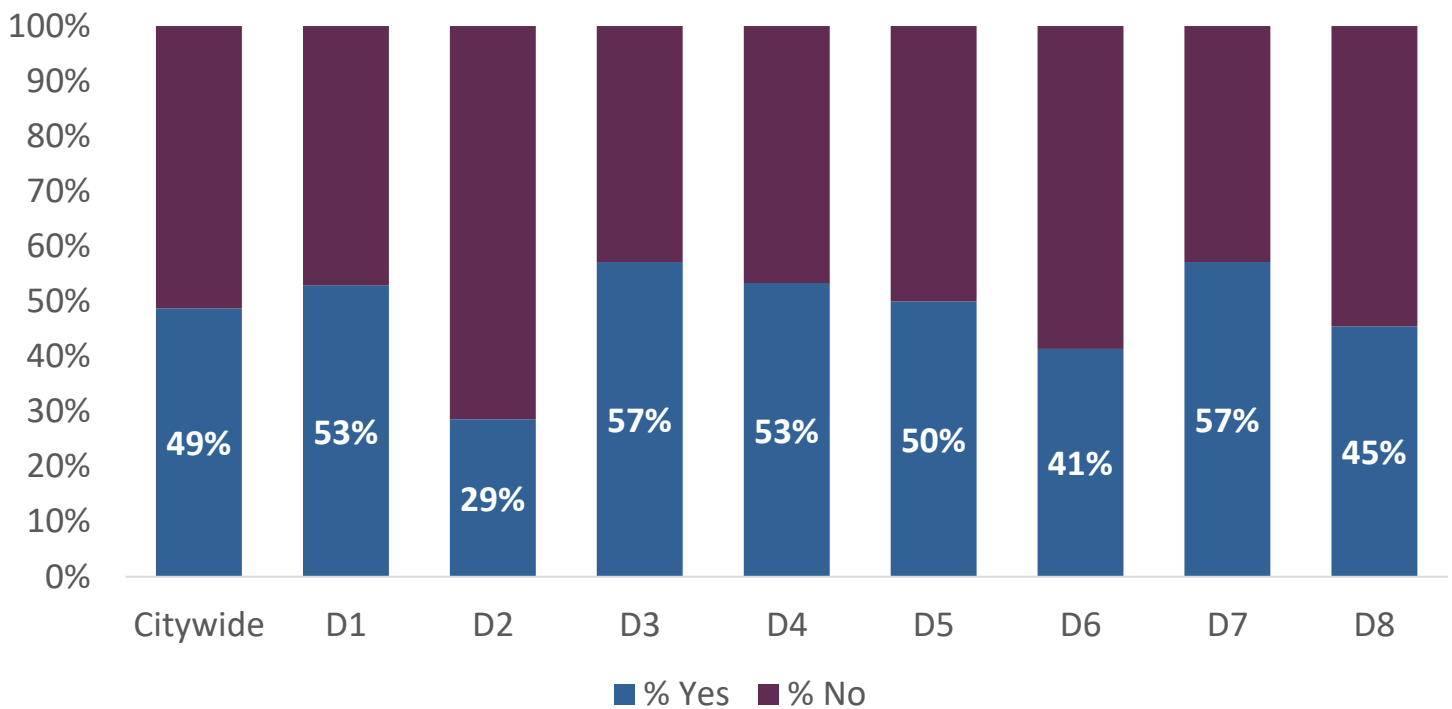


Neighborhoods & City Services

Downtown City Property Improvements: \$10.1 million

Address major equipment and building deficiencies at facilities in the Downtown Phoenix Government Campus: Phoenix City Hall, Calvin C. Goode Municipal Building, Phoenix Municipal Court, and the 305 and Adams Street Garages. Facility Condition Assessments completed in 2021 identified the need to repair/replace HVAC, plumbing, elevator, electrical, and security systems.

(Various)



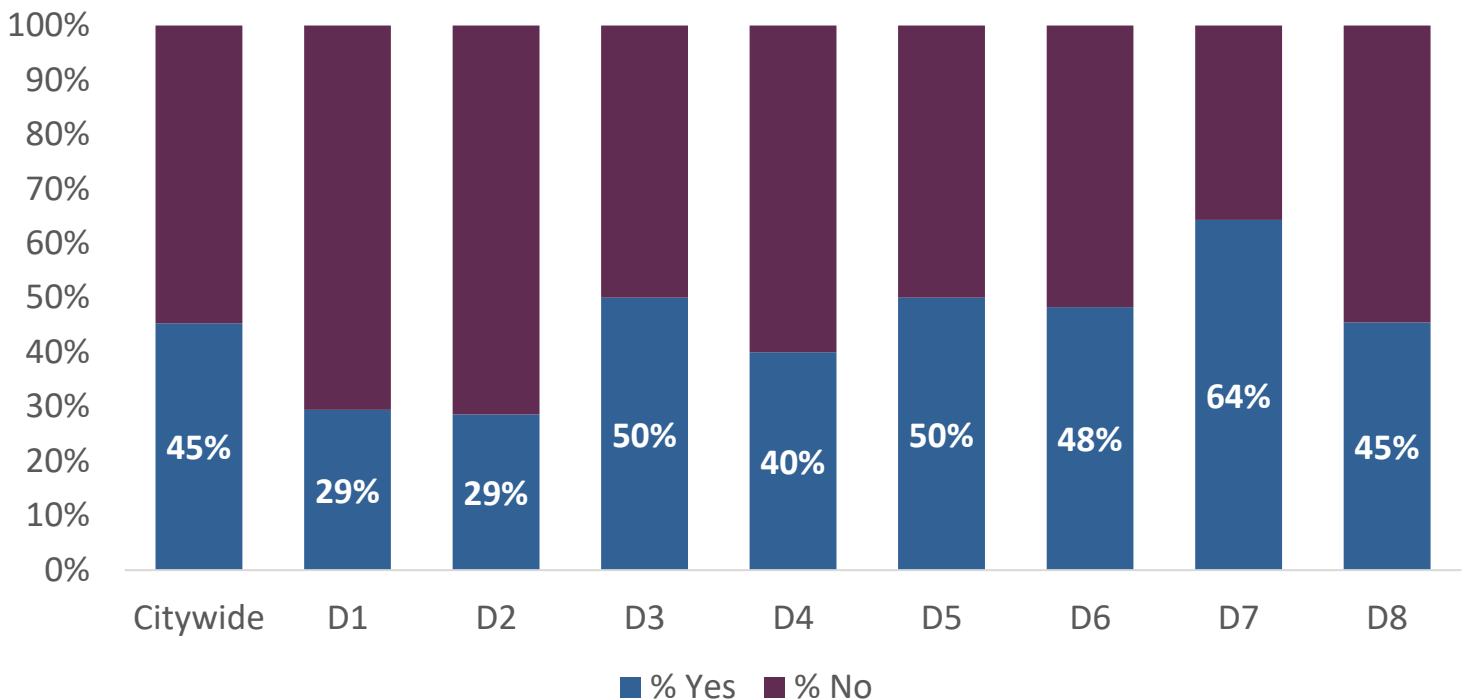
N = 116



Neighborhoods & City Services

Heritage Square Facilities Restoration: \$653,737

Buildings and exterior repairs and restorations include: (1) Silva House: floor repairs, roof replacement, and HVAC; (2) Teeter House: electrical panel upgrade, and floor repairs; (3) Pizzeria Bianco and Bar Bianco: electrical panel upgrade, and floor repairs; and (4) replace clay pipe plumbing, and perform foundation and brick/mortar repairs. (115 N. 6th Street)



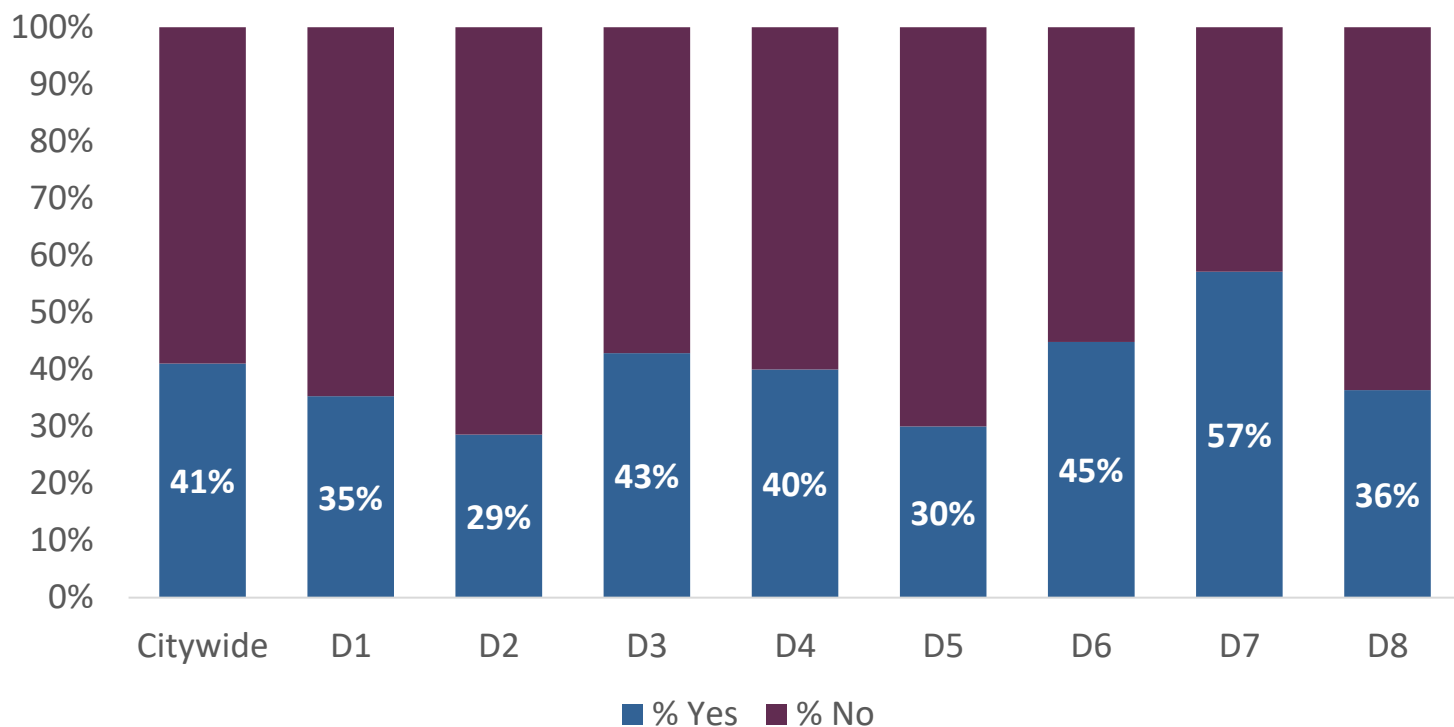
N = 116

Neighborhoods & City Services

Historic Preservation Demonstration Project Grants: \$1.3 million

Encourage rehabilitation and reuse of historic commercial, multi-family and institutional buildings. Provide funding assistance for projects that best demonstrate City historic preservation goals and objectives, paying up to 50 percent of eligible rehabilitation costs for buildings listed individually on the City's historic register or as contributing properties in a City historic district.

(Multiple)



N = 116

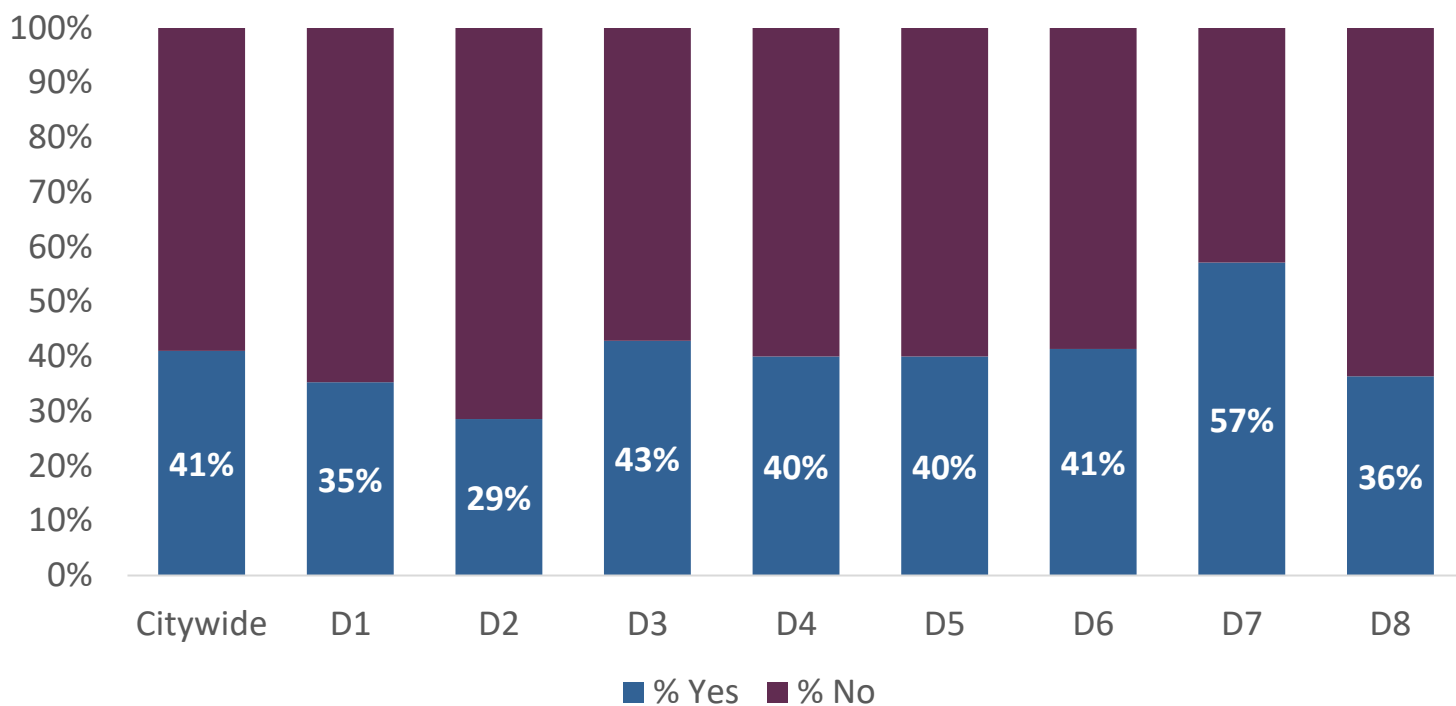


Neighborhoods & City Services

Historic Preservation Exterior Rehabilitation Grant Program: \$1.1 million

Provide matching grants to complete critical structural and exterior restoration work on historic dwellings with a minimum matching amount of \$5,000 to a maximum of \$20,000.

(Various)



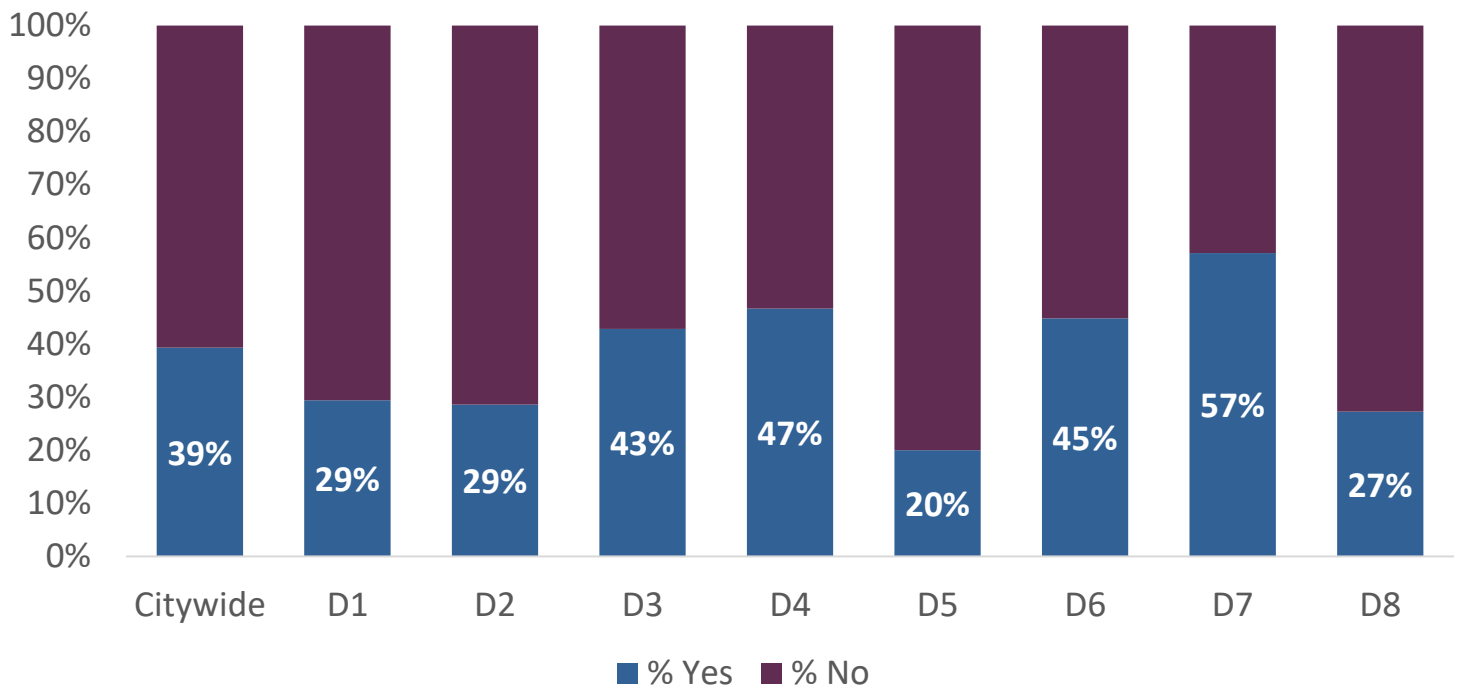
N = 116

Neighborhoods & City Services

Historic Preservation Warehouse & Threatened Buildings Program: \$1.8 million

Protect historic downtown warehouses and other threatened historic buildings. Assist property owners with exterior rehabilitation work or to acquire/assist with acquisitions of threatened historic properties. For rehabilitation projects, the program can pay up to 100 percent of eligible project costs provided that the owner expends an equal or greater amount of ineligible work items.

(Multiple)

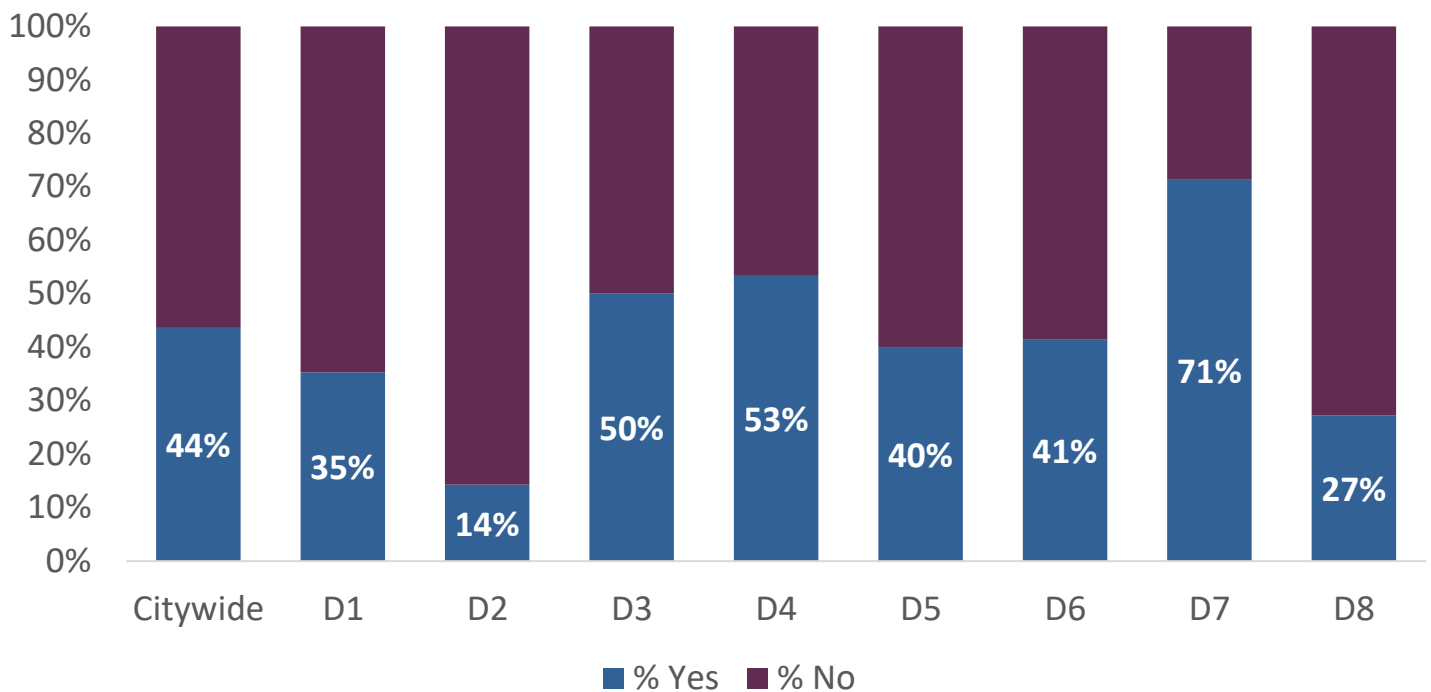


N = 116

Neighborhoods & City Services

Orpheum Theatre Exterior Rehabilitation: \$1.6 million

Restore and preserve the exterior architectural features of the historic Orpheum Theatre and upgrade the exterior accent lighting.
(203 W. Adams Street)

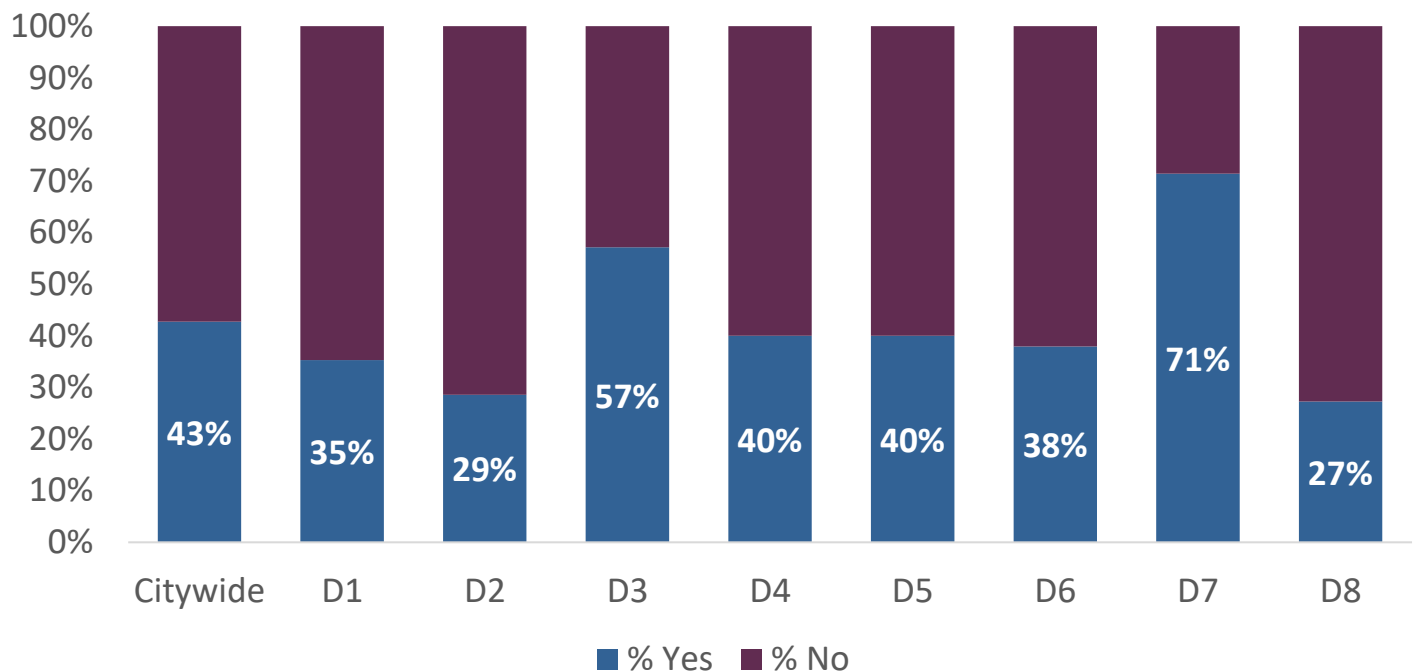


N = 116

Neighborhoods & City Services

Yucca Branch Library Expansion: \$5.5 million

Add 10,000 square feet to Yucca Branch Library to improve visitor experience by adding new amenities and reducing wait times. The additional space will provide new meeting and study rooms, allow for additional public computers, and accommodate an Automated Materials Handling System.
(5648 N. 15th Avenue)



N = 116



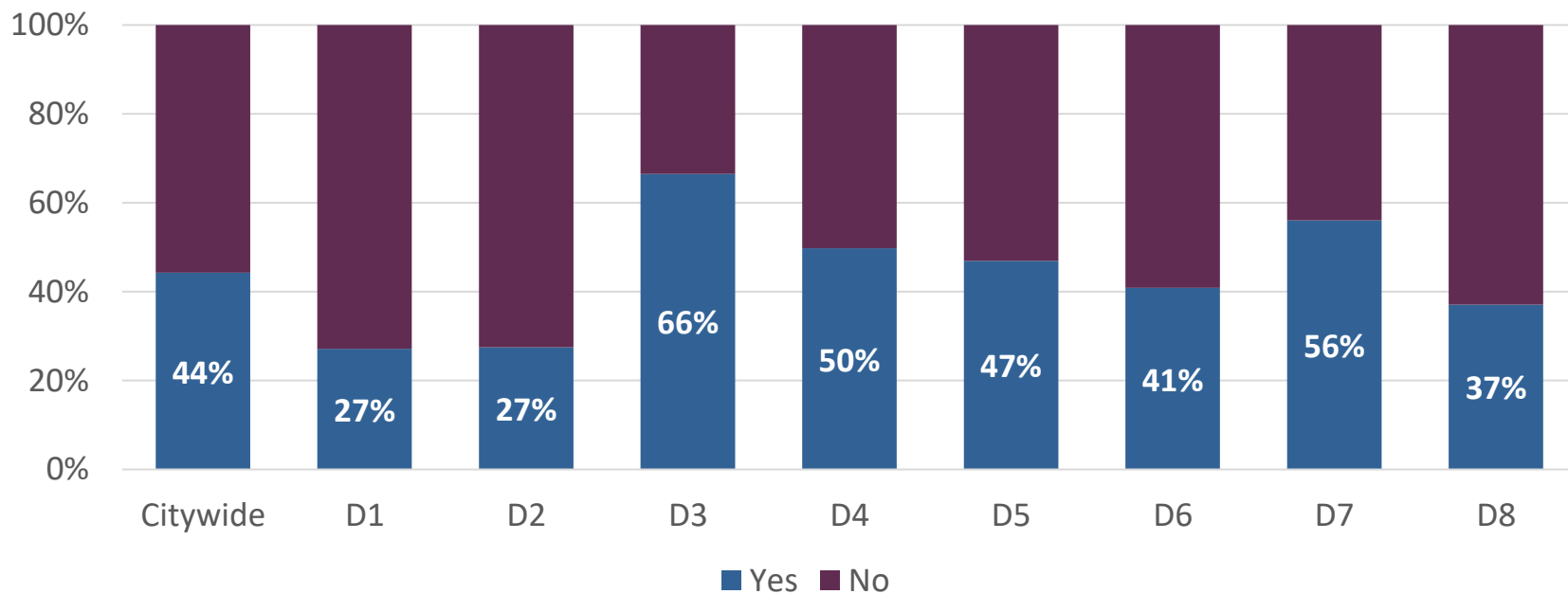
Neighborhoods & City Services

Comments:

1. Dave Eichelman (District 3) stated he was conflicted about using GO Bond funding towards private historical restoration projects through the Historic Preservation Exterior Rehabilitation Grant Program. He explained the funds have historically been distributed to those who already have resources to complete the projects on their own. (July 2022)
2. Marshall Zeable (District 1) opposed the Yucca Branch Library Expansion, stating there is no need for physical libraries now that everything is online. (Aug. 12 Report)

Parks & Recreation

The percent of residents indicating “yes” or “no” for the Parks & Recreation and Library category, by district

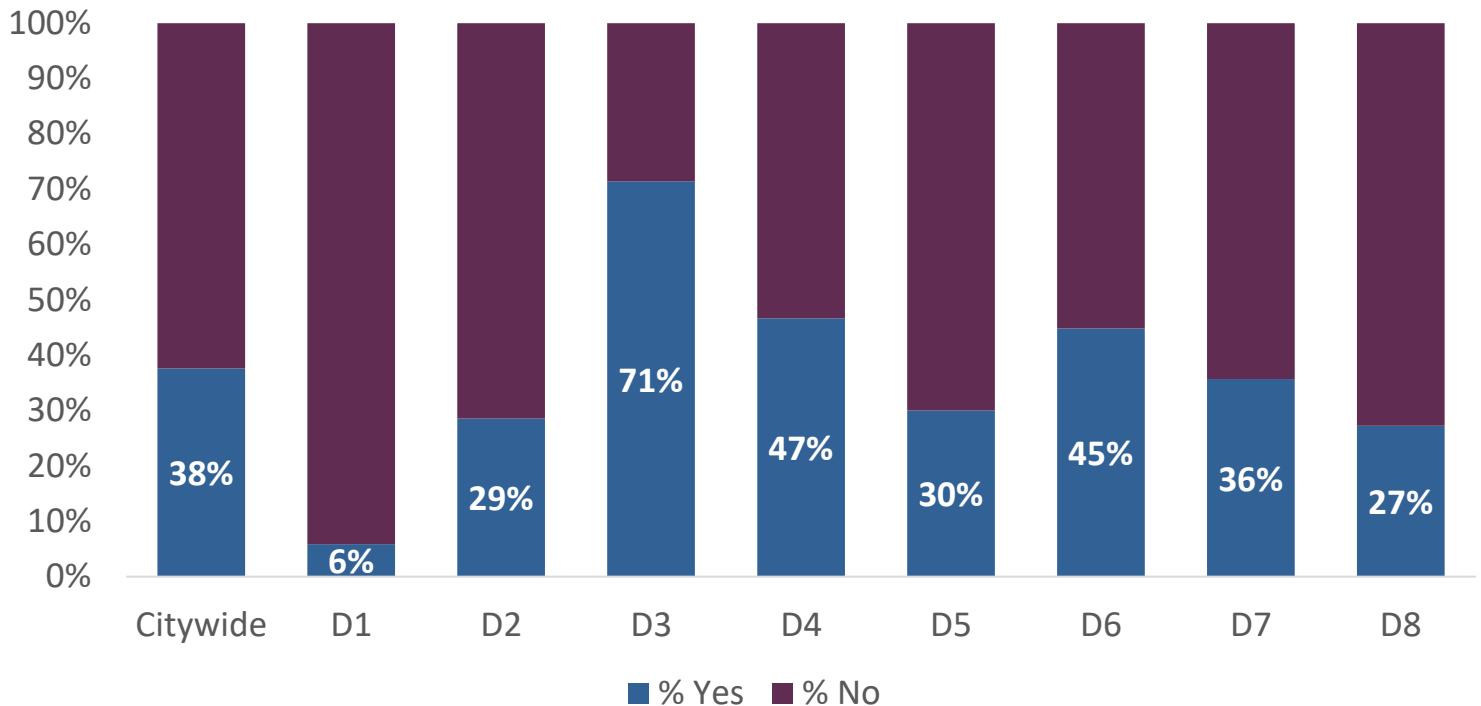


number of submissions (N) = 116

Parks & Recreation

Desert View Civic Space - Phase 1: \$8.4 million

Design and construct Phase 1 of the Desert View Village Civic Space. At completion the Desert View Village Civic Space is expected to include a 40 acre regional park, a community center, a branch library, and a park and ride. Phase 1 consists of the civic space master plan, regional park design, construction of 1/2 of regional park amenities, and a 13,000 square foot branch library.
(Deer Valley Drive & Tatum Boulevard)

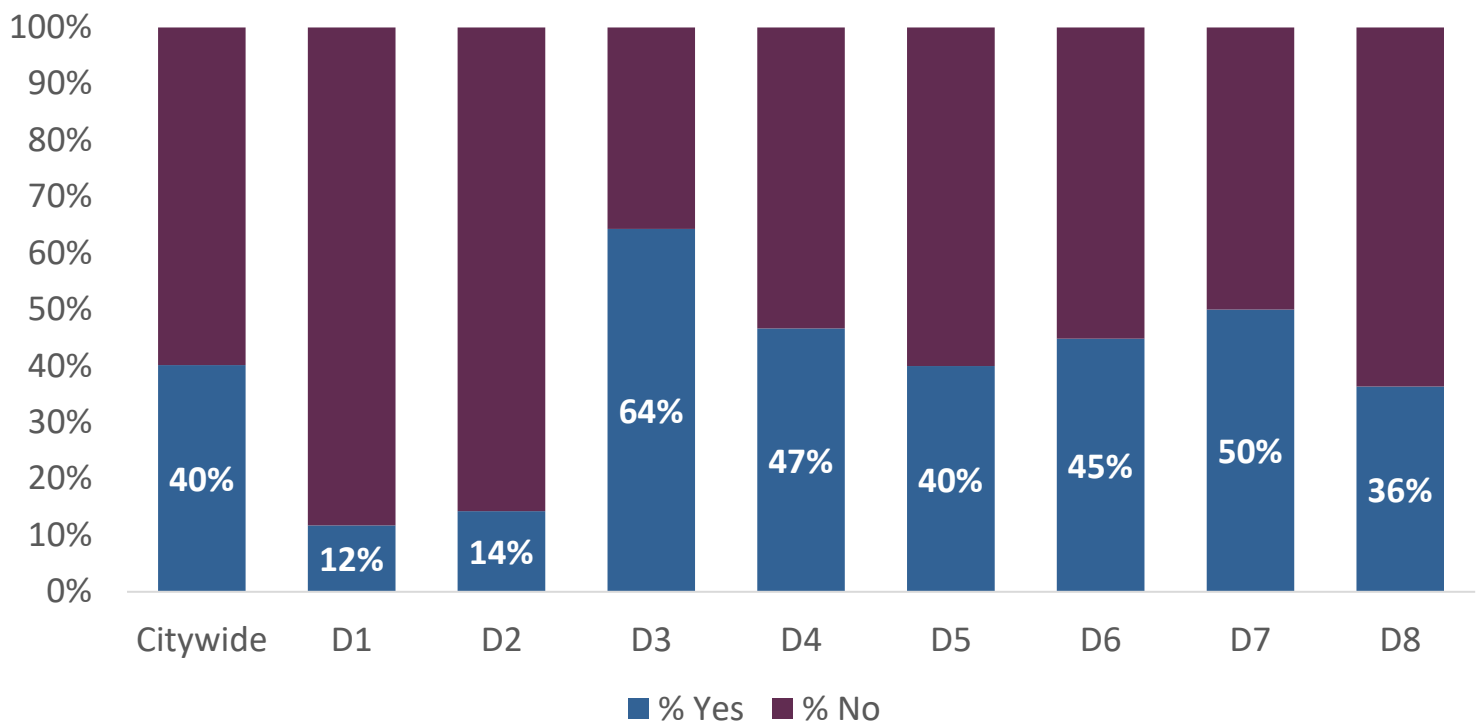


N = 116

Parks & Recreation

Estrella Civic Space - Phase 1: \$12.3 million

Design and construct Phase 1 of the Estrella Village Civic Space. At completion the Estrella Village Civic Space is expected to include a 93 acre regional park, a community center, an aquatic center, and a branch library. Phase 1 consists of the civic space master plan, regional park design, construction of 1/3 of regional park amenities, and a 20,000 square foot branch library.
(91st Avenue & Lower Buckeye)



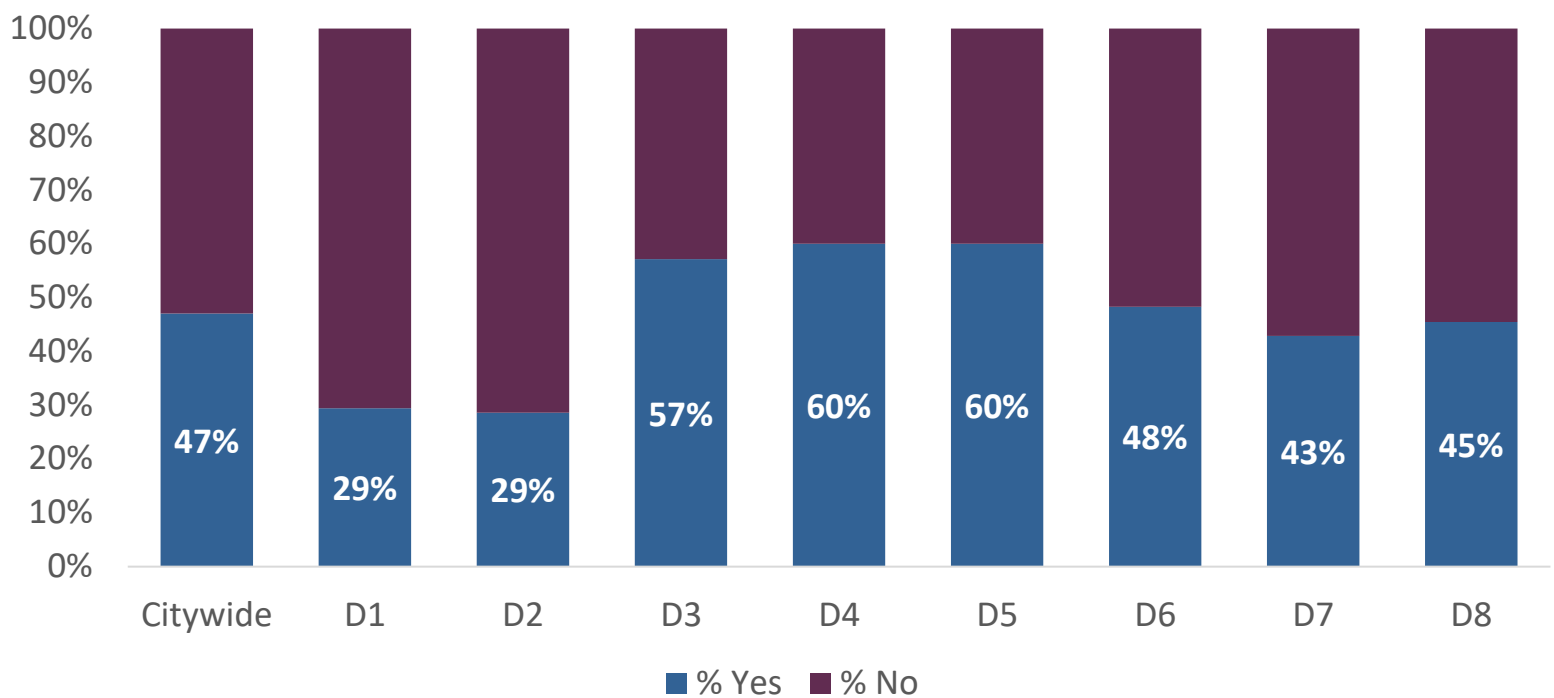
N = 116

Parks & Recreation

Harmon Park Regional Pool and Three Splash Pad Sites: \$12.8 million

Repurpose four pools in south Phoenix to provide a regional pool at Harmon Park, and 3 splash pads at Alkire, Grant, and University Parks. The regional pool will feature a 25-meter lap pool with dive boards, zero depth entry, water play area, swimming lesson area, water slide, shade structures, pool heater, and playground. Construct an ADA accessible bath house with a lifeguard room for training.

(Various)

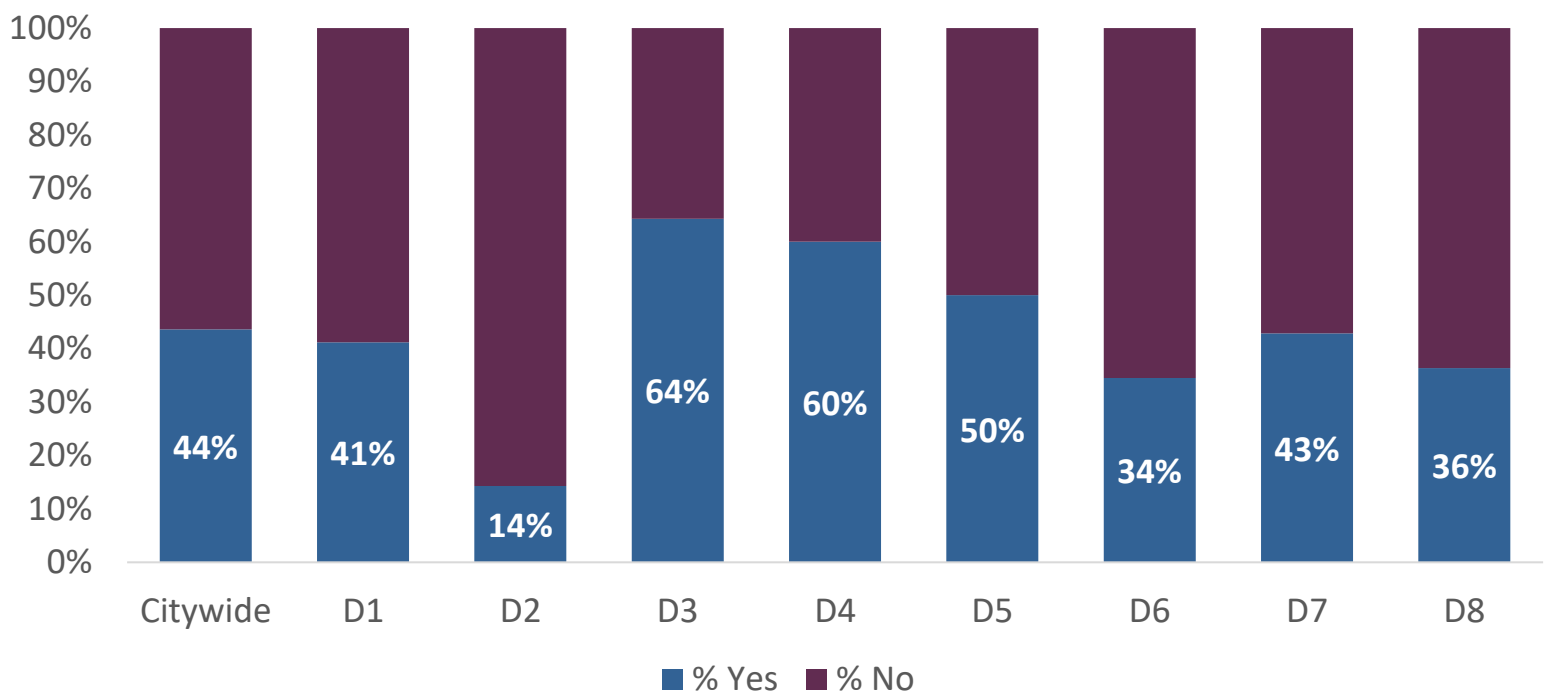


N = 116

Parks & Recreation

Margaret T Hance Park Improvements: \$17.8 million

Design and construct Central Bridge Plaza improvements to create safer, more accessible entry points for park patrons. Build a hill feature north of the garden to increase open green space. Develop a defined tree grove to improve and support the City's Tree and Shade Master Plan. Expand parking on the west end. Incorporate an interactive water feature amenity.
(67 W. Culver Street)



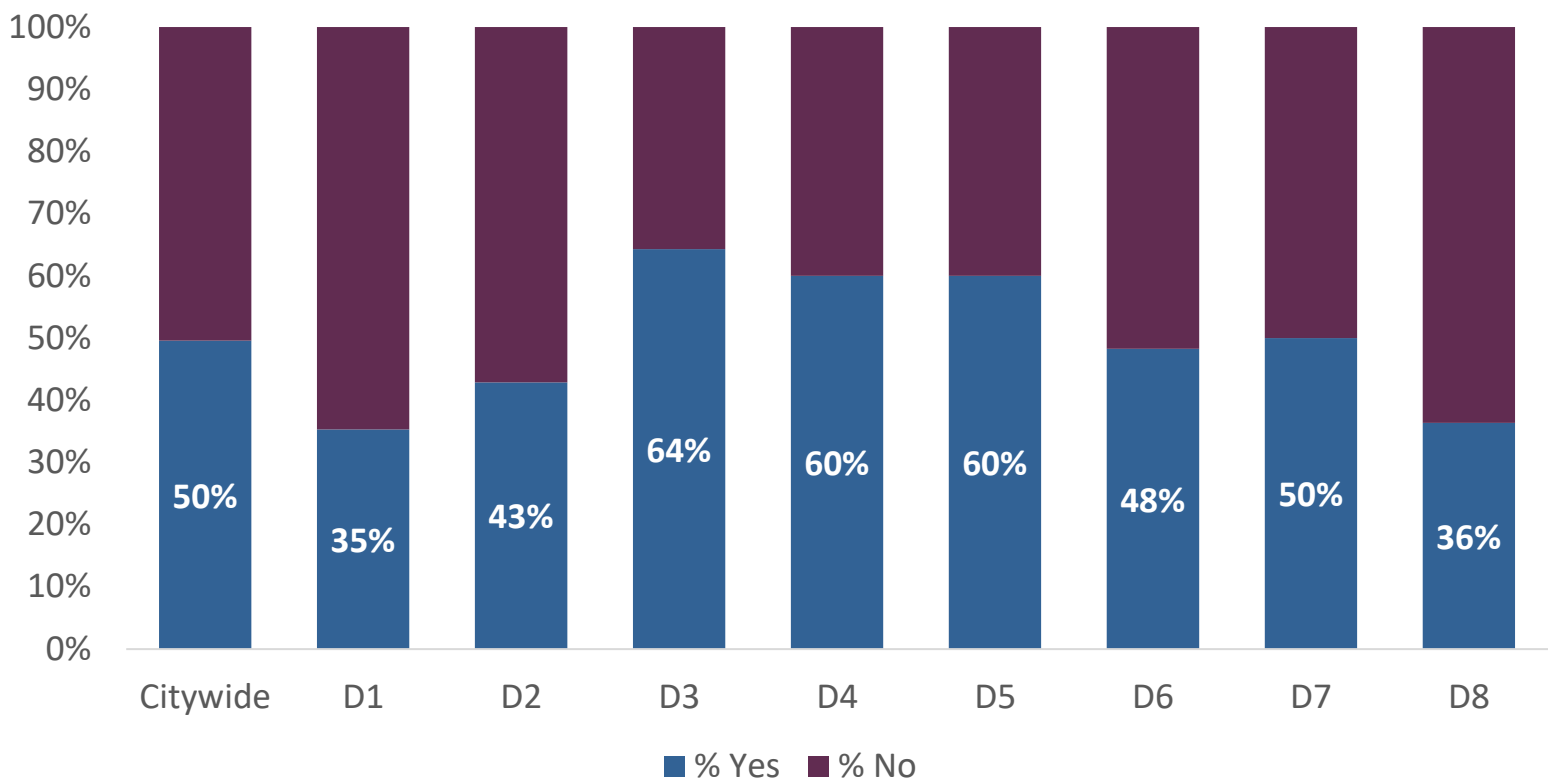
N = 116

Parks & Recreation

Maryvale Park Regional Pool and Two Splash Pad Sites: \$14.4 million

Repurpose three deteriorating pools in the Maryvale area to provide a first-rate regional pool at Maryvale Park and install two new splash pads at Marivue Park and Holiday Park. The regional pool will feature a 25-meter lap pool with dive boards, zero depth entry, interactive water play area, swimming lesson area, water slide, shade structures, pool heater, and water playground.

(Various)

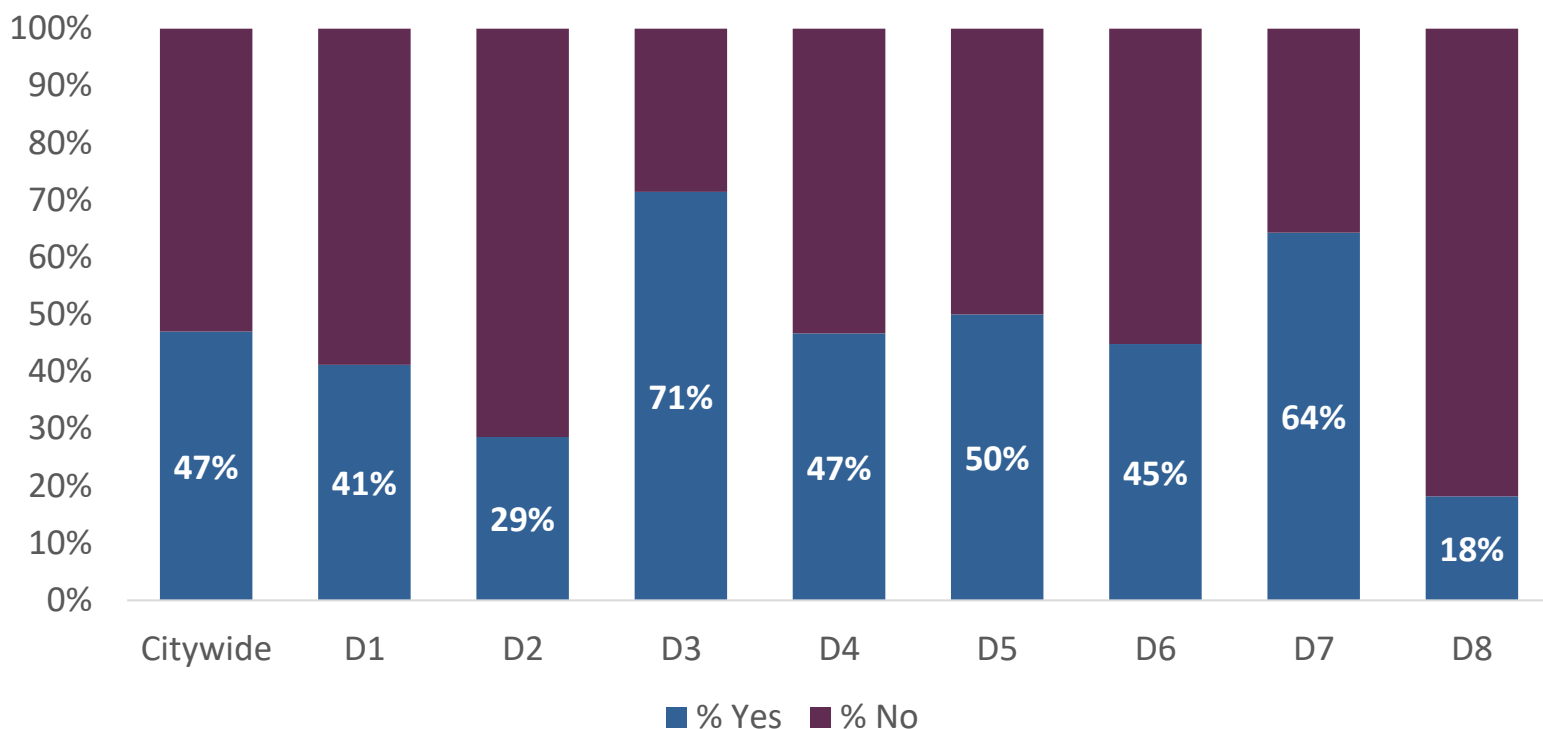


N = 116

Parks & Recreation

Mountain View Community Center Sports Complex Improvements:
\$1.2 million

Renovate the exterior sports courts at the Mountain View Community Center, including existing basketball and tennis courts and construct 16 (or more) pickleball courts.
(1104 E. Grovers Road)



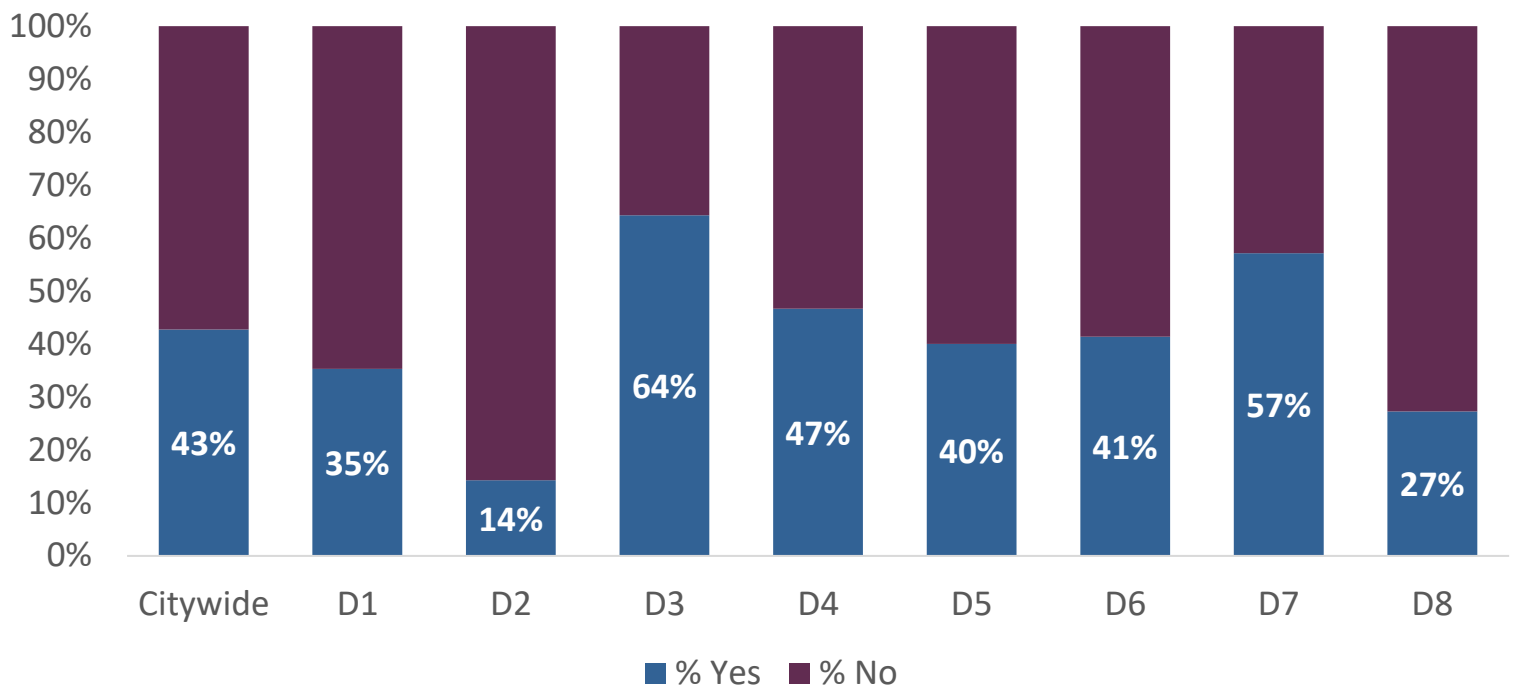
N = 116



Parks & Recreation

Pueblo Grande Museum and Archaeologic Park Improvements: \$6.8 million

Perform structural improvements to the Adobe Workshop. Update museum galleries to preserve thousands of prehistoric artifacts. Ensure exhibits convey the stories and perspectives of Tribal Nations. Improve access and visitor experience. Upgrade the collection facilities to increase storage capacity, efficiency, and staff safety. Design and construct access improvements to the Park of Four Waters.
(4619 E. Washington Street)

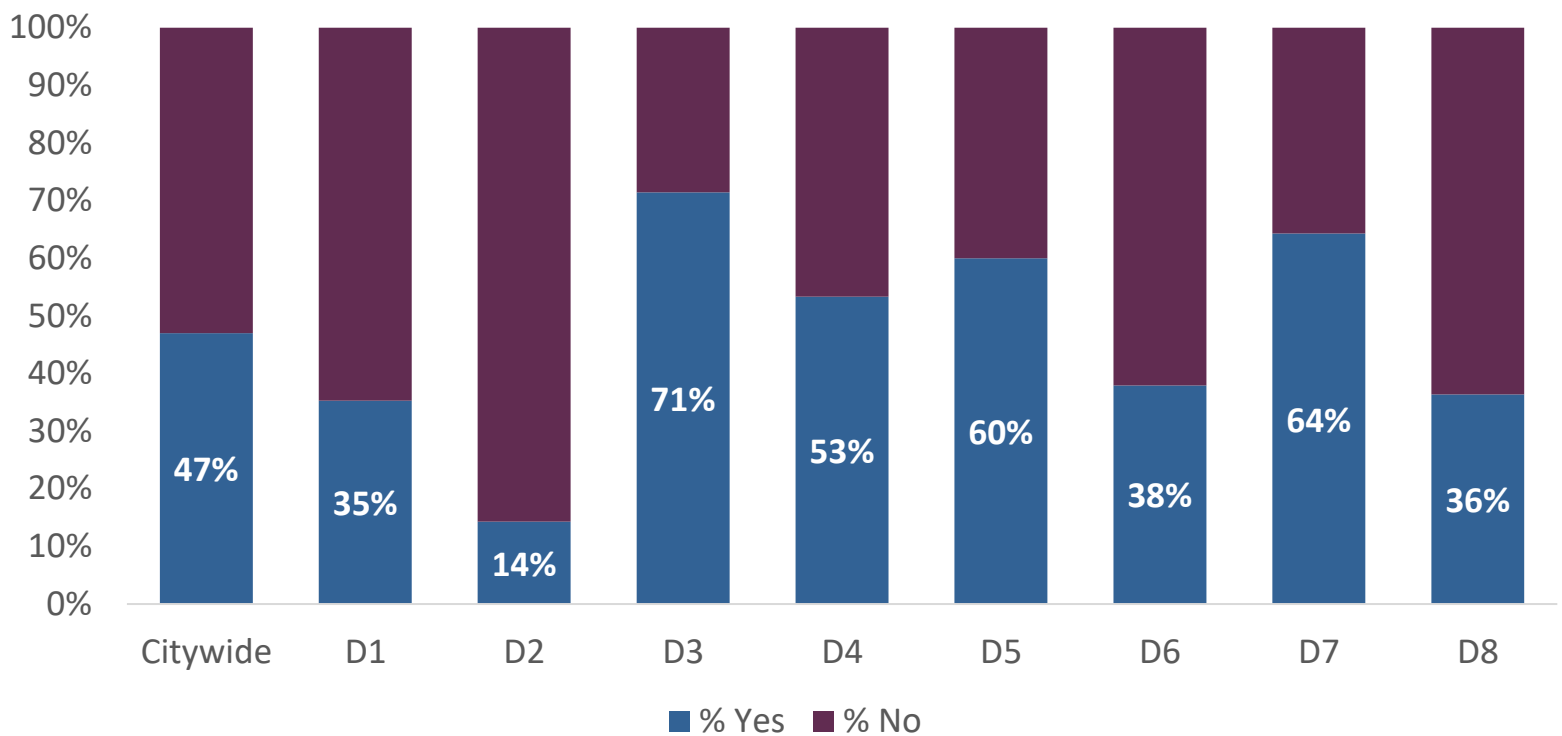


N = 116

Parks & Recreation

Rio Salado Embankment Erosion Control: \$4.6 million

Restore eroded embankments and reinforce 12 known compromised areas with compacted clean fill and large boulder size rip rap.
(2439 S Central Avenue)

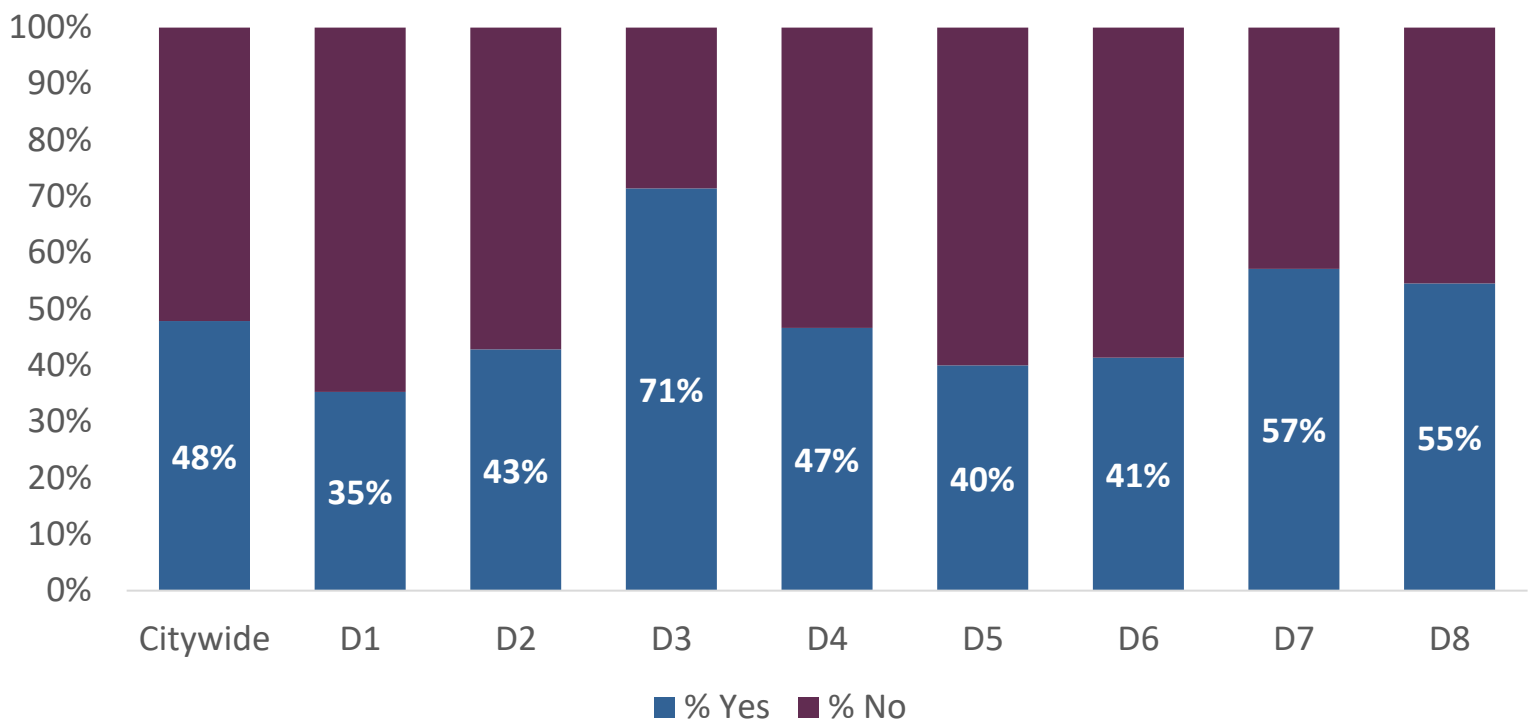


N = 116

Parks & Recreation

South Mountain Community Center Renovations: \$5.6 million

Renovate the South Mountain Community Center. Needs include new air conditioning units and air handlers, new flooring to address ADA issues, gymnasium perimeter replacement, restroom renovations, millwork (built-in counters, cabinets, etc.), lighting improvements, and dance room remodel.
(212 E. Alta Vista Road)

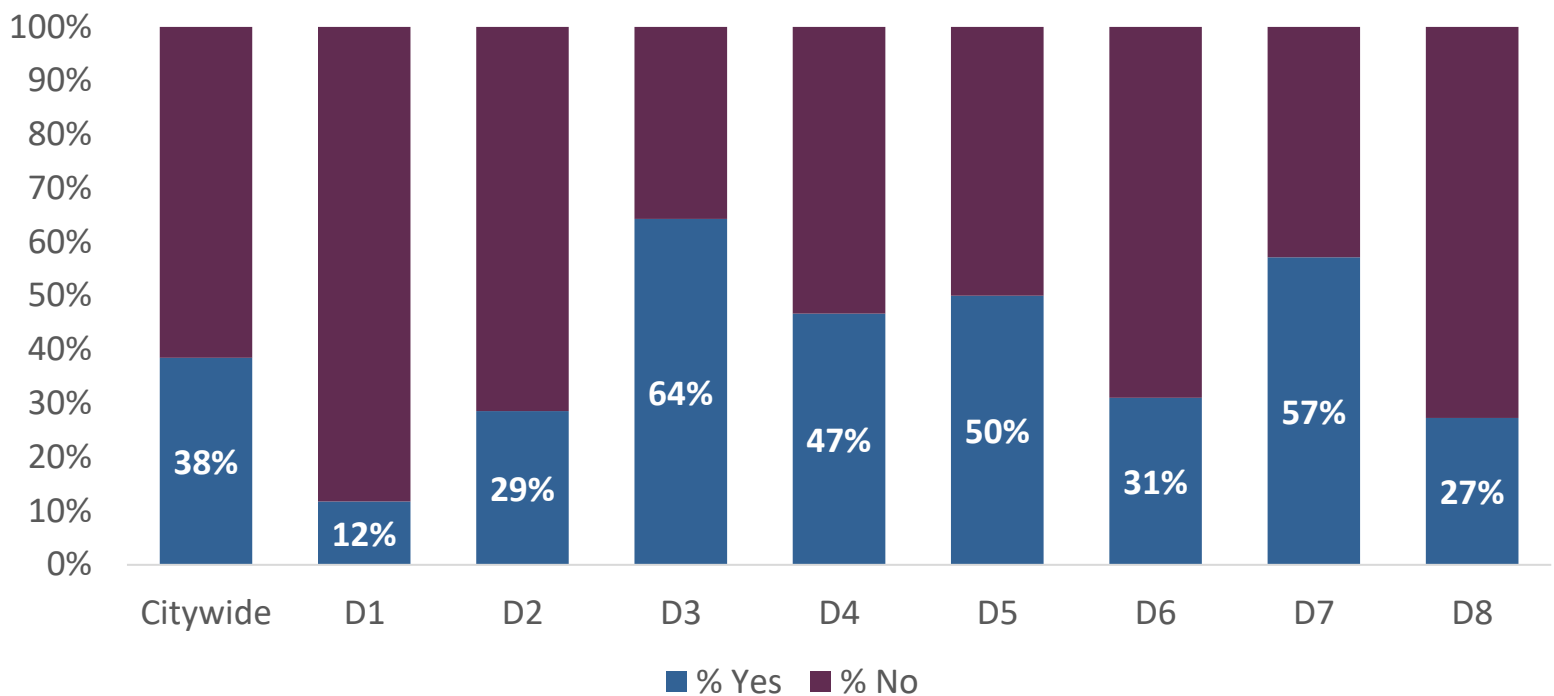


N = 116

Parks & Recreation

South Mountain Roadway Safety Enhancements: \$15.6 million

Design and construct safety improvements to the 15 miles of South Mountain Park roadways. Repave and structurally solidify the roadway where possible.
(10919 S. Central Avenue)



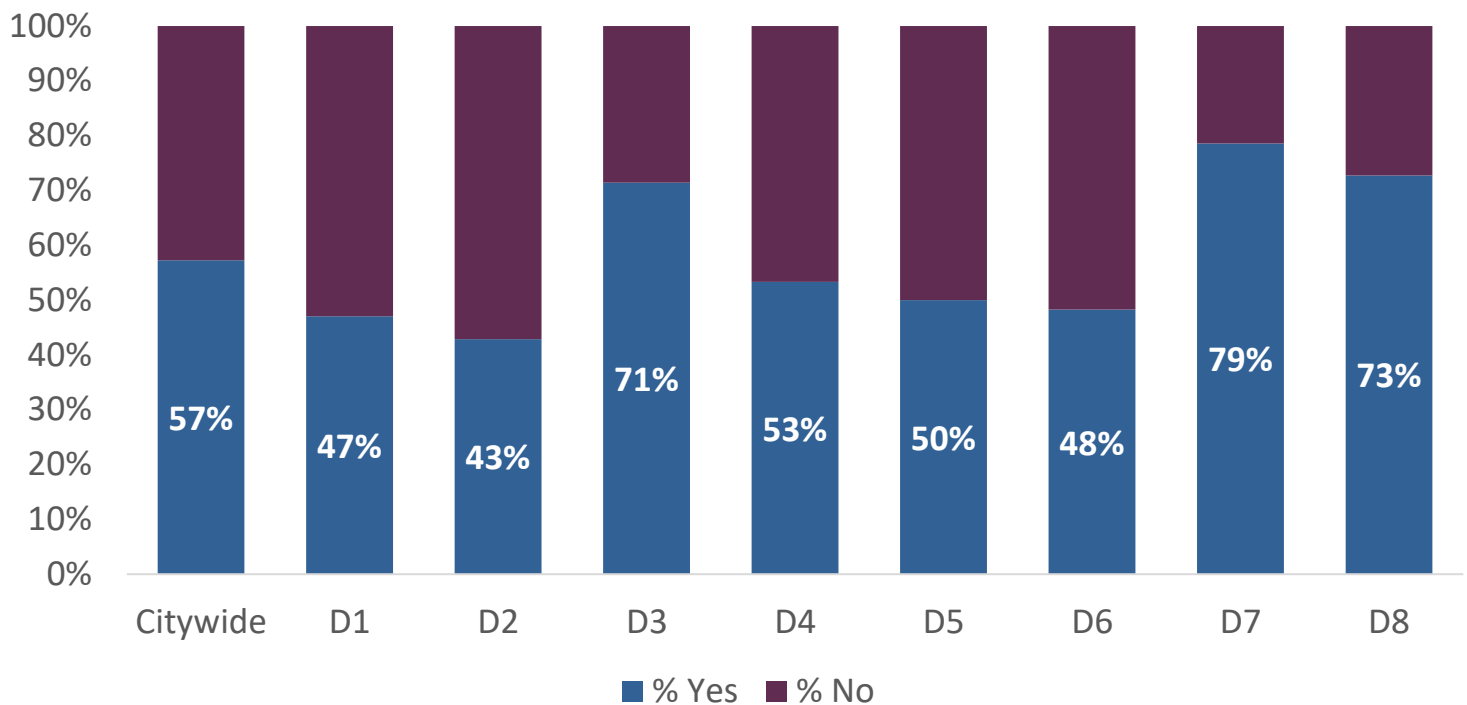
N = 116

Parks & Recreation

South Phoenix Youth Center Improvements: \$3.2 million

Renovate the South Phoenix Youth Center. Needs include repair roof, ADA improvements, flooring replacement to avoid trip hazards, restroom renovations, stage renovation (lighting, floor, curtains, audio), basketball and sand volleyball court repairs, ramada, natural shade installation, irrigation replacement, lighting, and parking lot repairs.

(5245 S. 7th Street)

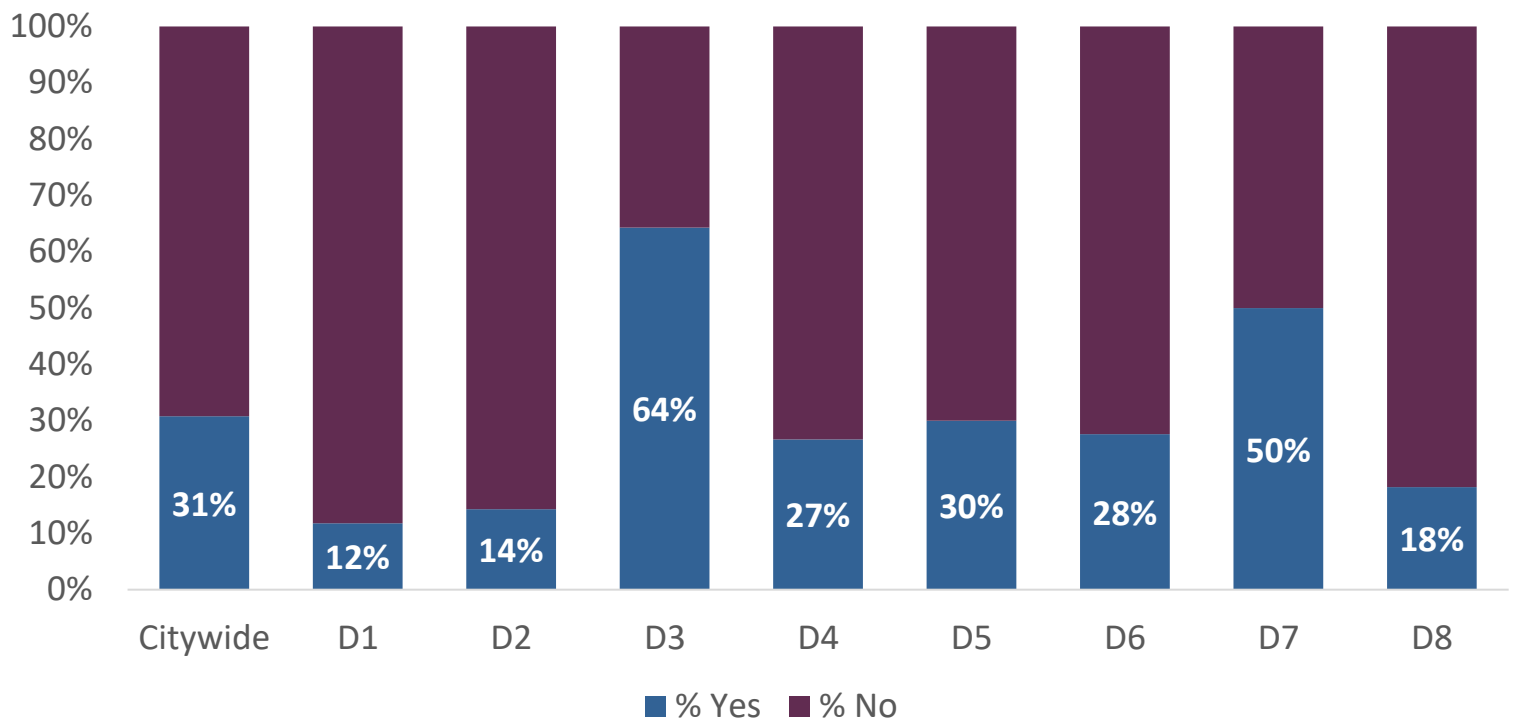


N = 116

Parks & Recreation

Telephone Pioneers of America Park Recreation Center Improvements: \$2.7 million

Renovate the recreation center at Telephone Pioneers of America Park. Reconfigure doors and entrances, improve flooring and update restroom facilities to comply with ADA standards, replace fire suppression and intrusion alarm systems, reconfigure landscaping to eliminate roof access, replace deteriorating cabinets and workstations, and upgrade interior and exterior lighting.
(1946 W. Morningside Drive)

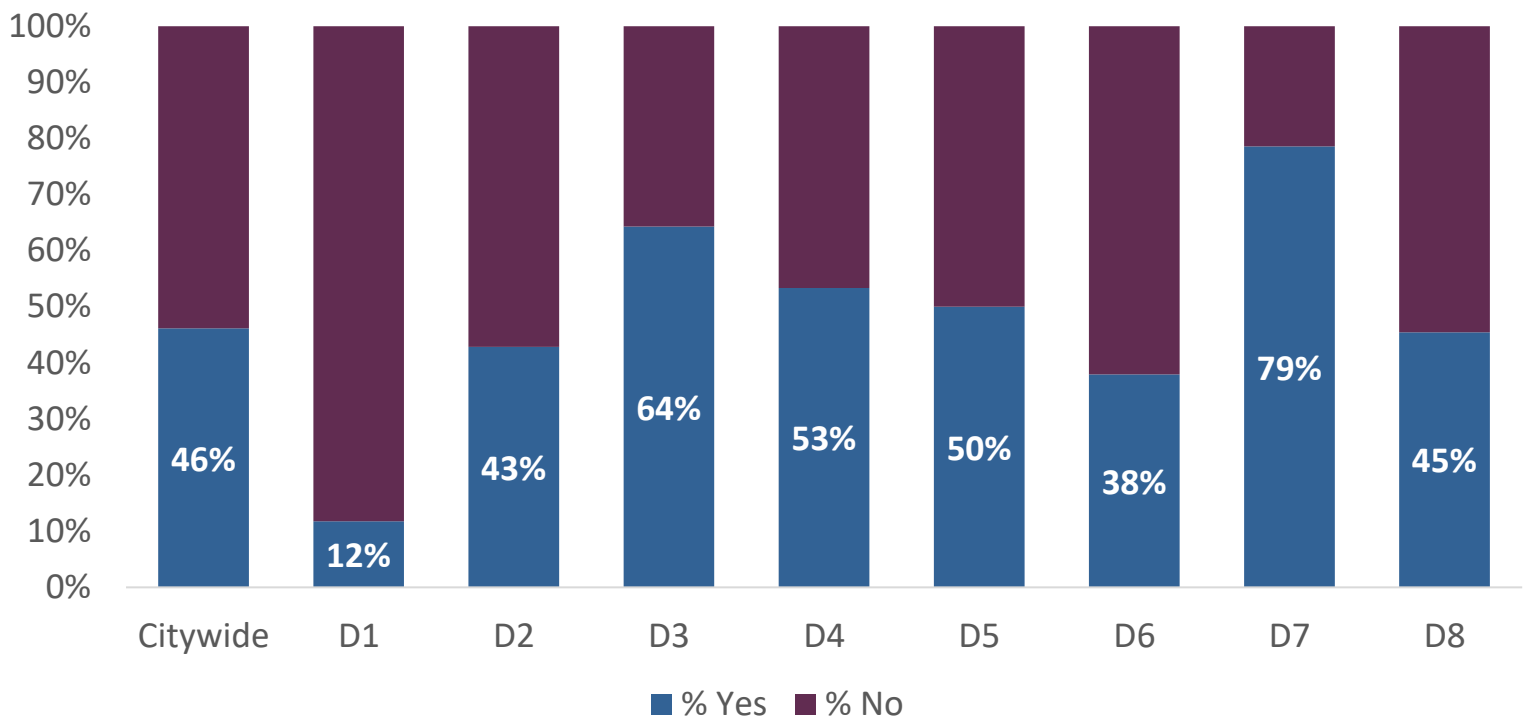


N = 116

Parks & Recreation

Washington Activity Center Renovations: \$3.6 million

Renovate the Washington Activity Center. Needs include replacing the aging intrusion alarm system, repairing damaged classroom ceilings, walls and built-in cabinets, restroom renovations, replacing aging exterior security doors throughout the center and auditorium building, and upgrading lighting.
(2240 W. Citrus Way)



N = 116



Parks & Recreation

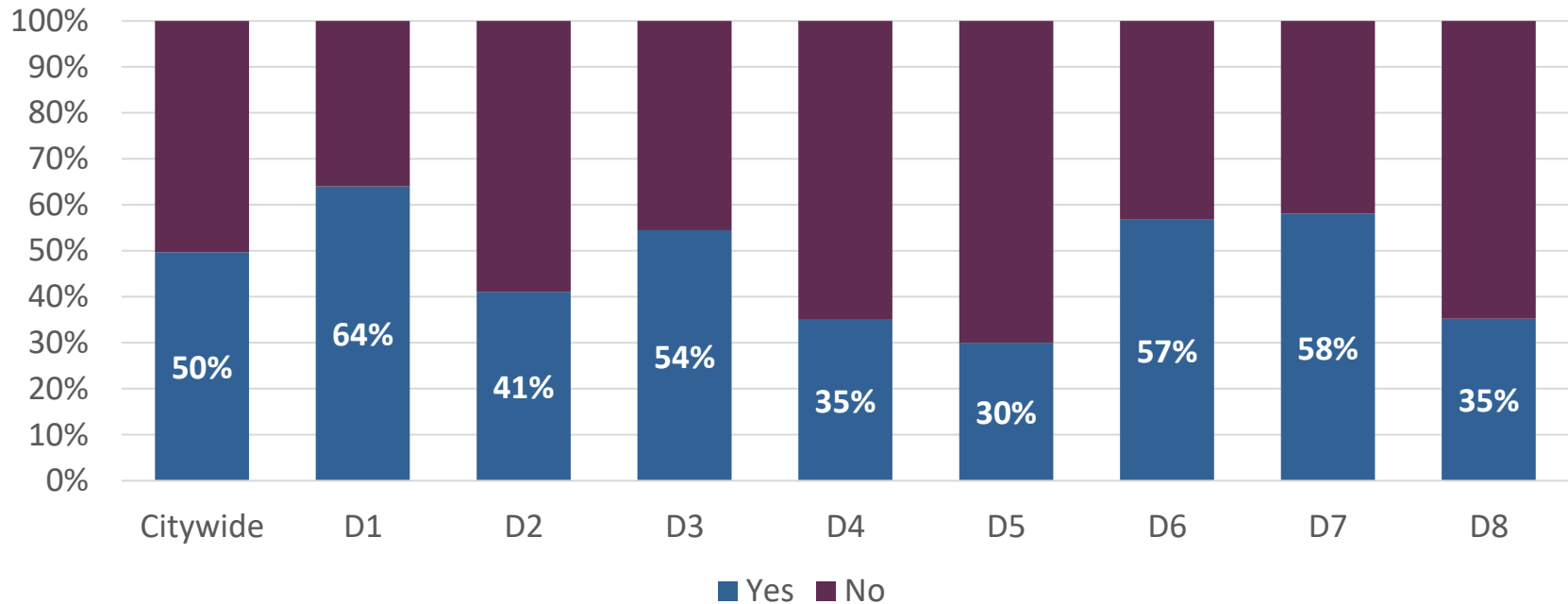
Comments:

1. J. Coughlin (District 1) expressed support to fund the Harmon Park Regional Pool and stated the pools would be more important than the splash pads. Ms. Coughlin also supported funding for the Maryvale Park Regional Pool and Two Splash Pad Sites, proposing a reduction to the water playground and emphasizing the importance of swimming lessons and shade structure. (Aug. 12 Report)
2. Jennifer Dangremond (District 6) expressed support for funding Pueblo Grande Museum and Archaeologic Park Improvements but emphasized the importance of hearing from tribes and tribal members on returning artifacts and items remaining in storage at this location to tribes. (Aug. 26 Report)
3. Jonathan Franco (District 4) supported funding for South Mountain Roadway Safety Enhancements and requested the installation of bike lanes and sidewalks along the roadway, with a preference for parallel multi-use pathways. (Aug. 26 Report)
4. Liz C (District 7) supported funding for Estrella Civic Space - Phase 1 and requested pickleball courts be installed.



Public Safety

The percent of residents indicating “yes” or “no” for the Public Safety category, by district

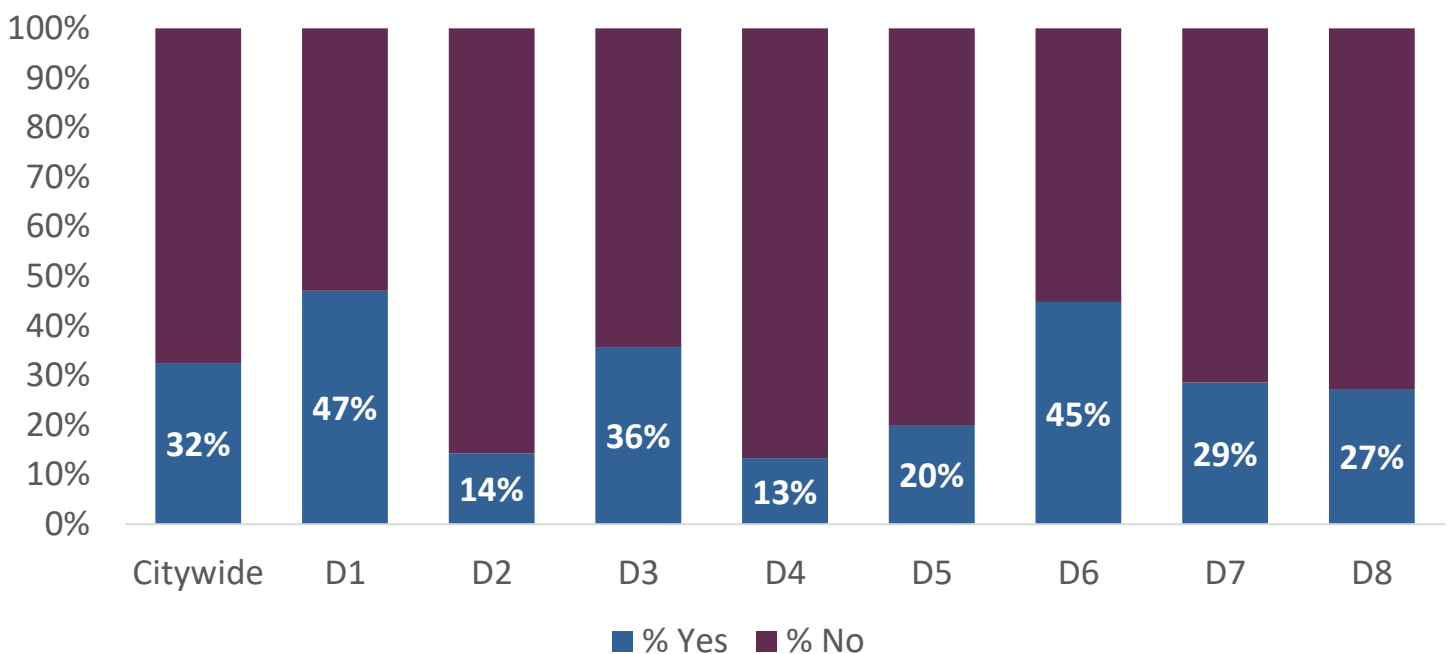


number of submissions (N) = 116

Public Safety

Cactus Park Precinct & Northern Command Center Relocation: \$49.5 million

Relocate the Cactus Park Police Precinct and Northern Command Center. Acquire 10 acres in a suitable location. Construct the following facilities: 13,225 square foot precinct with a community room, 12,136 square foot Traffic Bureau structure, motorcycle garage, and vehicle shop with an attached firearm training facility. Install solar covered parking. Demolish the existing precinct facility.



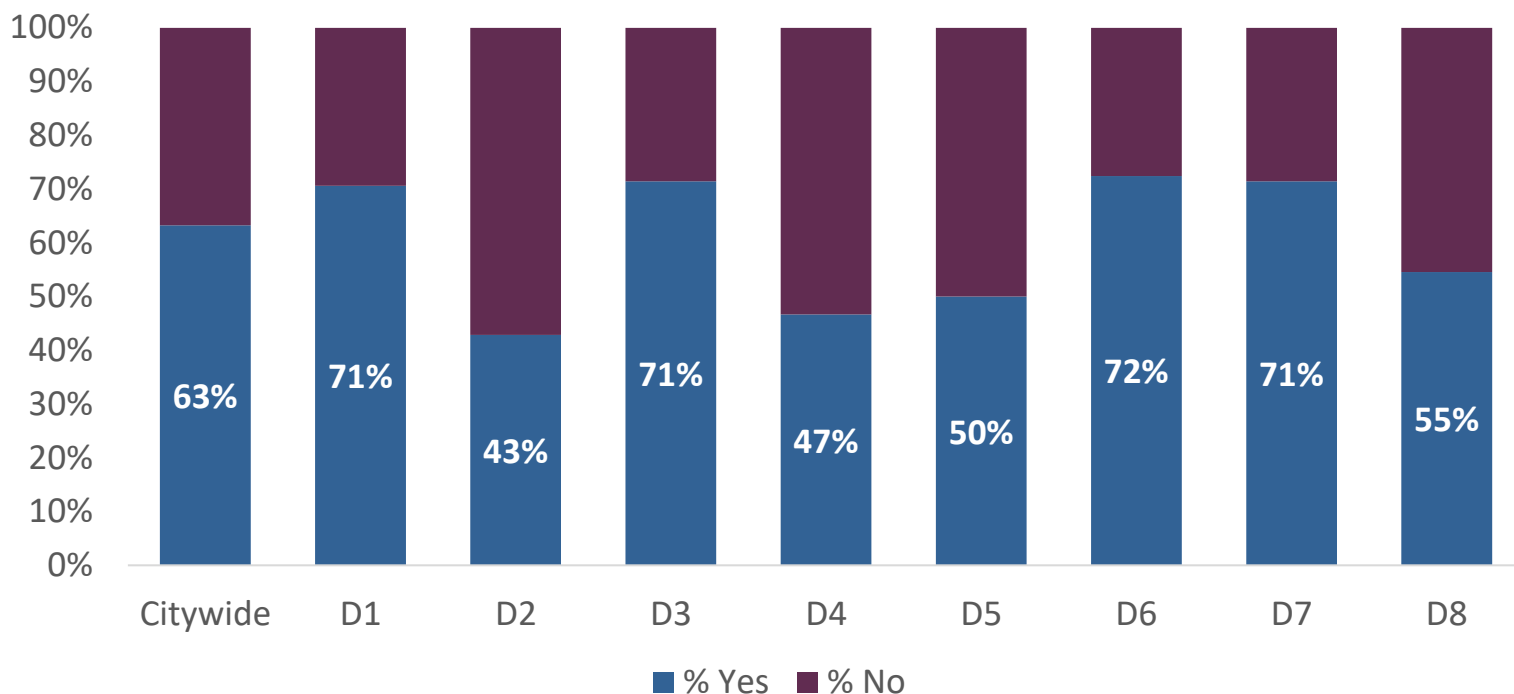
N = 116



Public Safety

Fire Station 13/Community Assistance Program: \$21.7 million

Replace and upgrade Fire Station #13. Acquire three acres of land in the vicinity of 44th Street and Thomas Road. Construct a new 18,000 square foot, 4-bay fire station to support additional emergency response personnel and equipment. Acquire 2 new apparatus (1 pumper and 1 rescue vehicle). The existing fire station building will be retained and utilized to support the Community Advocacy Program. (44th Street and Thomas)

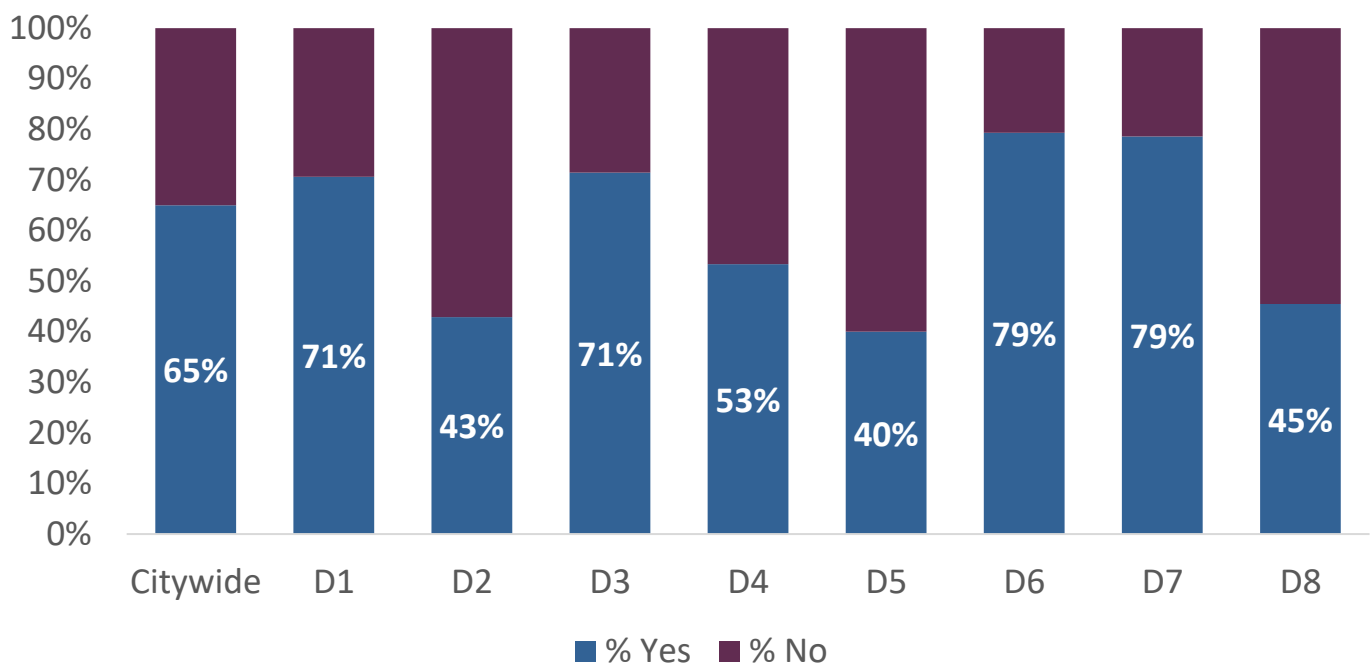


N = 116

Public Safety

Fire Station 15/Community Assistance Program: \$21.4 million

Replace and upgrade Fire Station #15. Acquire 3 acres of land in the vicinity of 45th Avenue and Camelback Road. Construct a new 18,000 square foot, 4-bay fire station to support additional emergency response personnel and equipment. Acquire 2 new apparatus (1 pumper and 1 rescue vehicle). The existing fire station building will be retained and utilized to support the Community Advocacy Program. (43rd Avenue and Camelback)

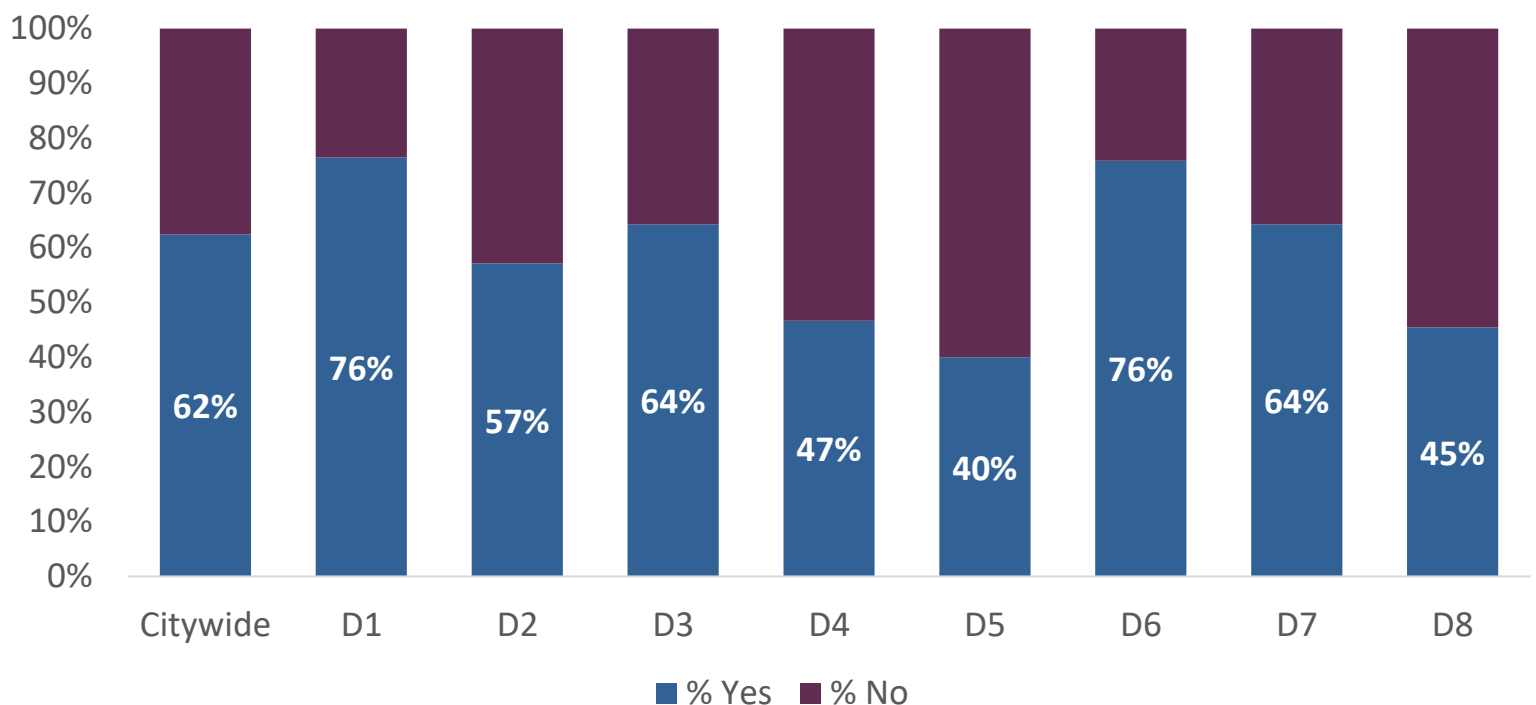


N = 116

Public Safety

Fire Station 51: \$18.5 million

Construct new Fire Station #51. Acquire three acres of land in the vicinity of 51st Avenue and SR303. Construct a new 20,000 square foot, five-bay fire station. Acquire five new fire apparatus (one ladder, one ladder tender, one pumper, one hazardous material support vehicle and one rescue vehicle), as well as one new battalion chief vehicle. (51st Avenue and SR-303)

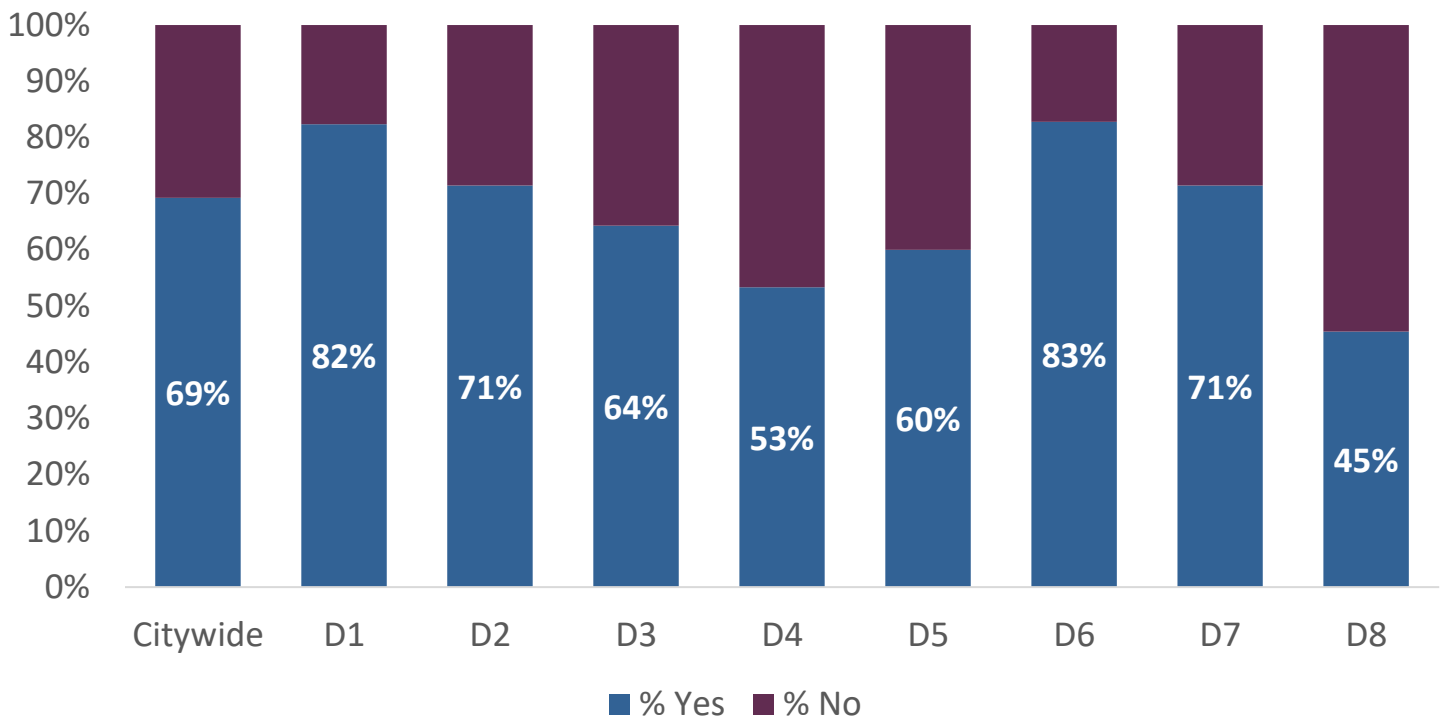


N = 116

Public Safety

Fire Station 7/Community Assistance Program: \$21.4 million

Replace and upgrade Fire Station #7. Acquire three acres of land in the vicinity of 4th Street and Hatcher Road. Construct a new 18,000 square foot, four-bay fire station to support additional emergency response personnel and equipment. Acquire two new apparatus (one pumper and one rescue vehicle). The existing fire station building will be retained and utilized to support the Community Advocacy Program.
(4th Street and Hatcher)

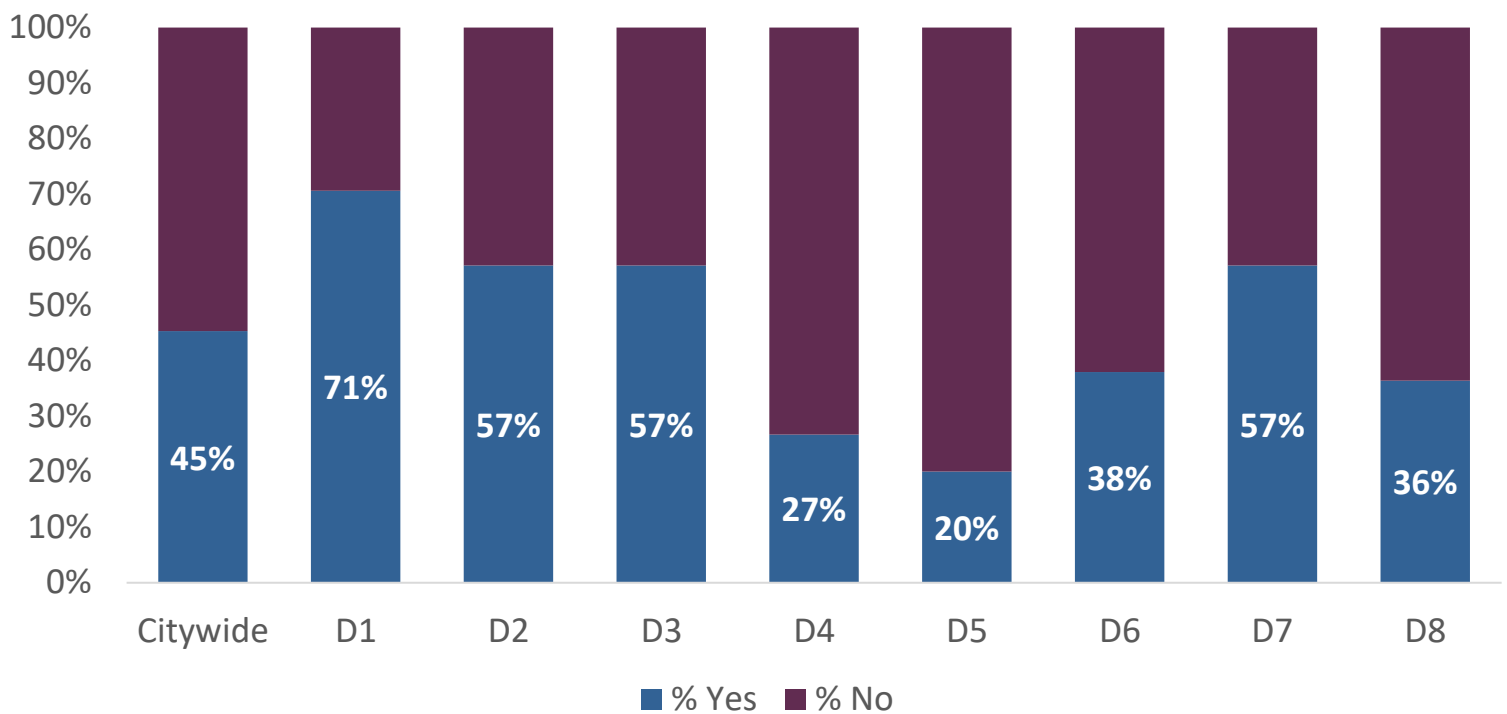


N = 116

Public Safety

Maryvale Police Precinct Renovations: \$3 million

Renovate and update the Maryvale Police Precinct.
(6180 W. Encanto Boulevard)

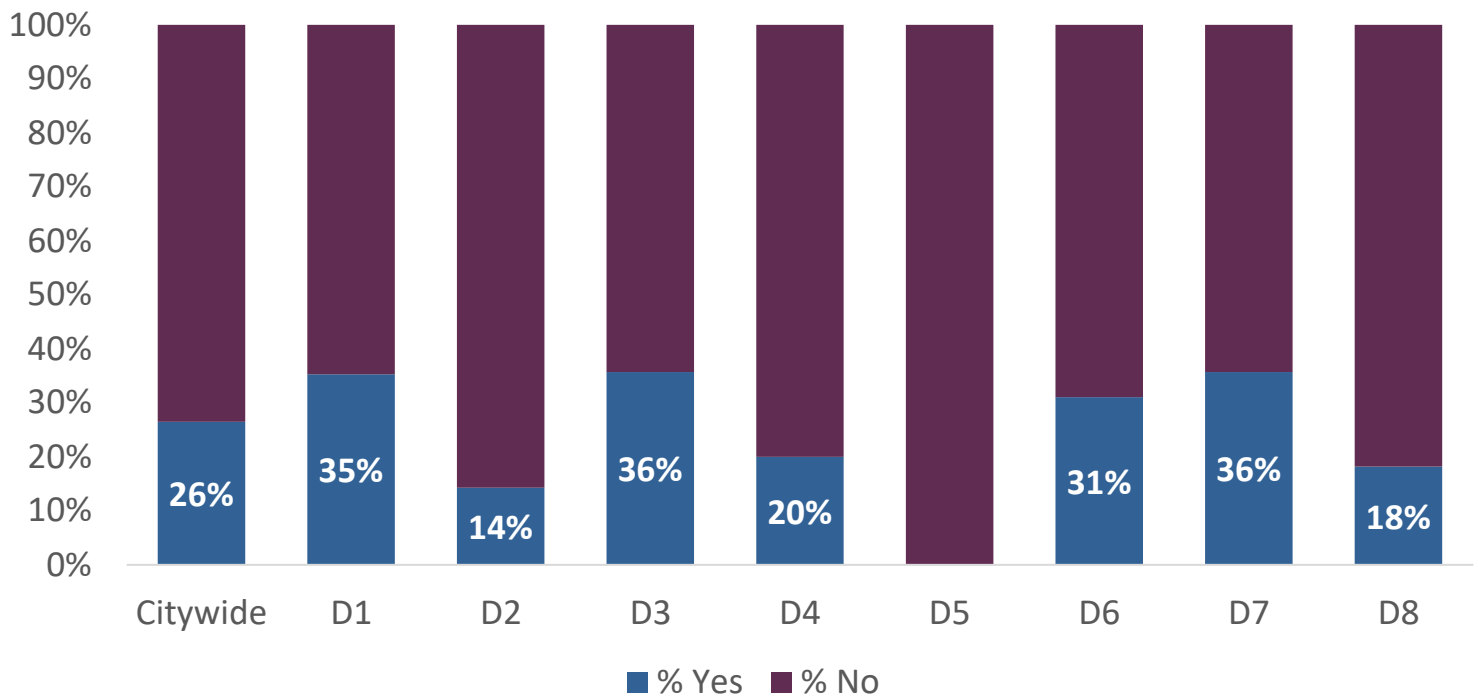


N = 116

Public Safety

Police Driver Training - Track Expansion and Repair - Phase 1: \$13.8 million

Construct an additional police driver training track, and repair the existing track to new condition.
(8645 W. Broadway Road)

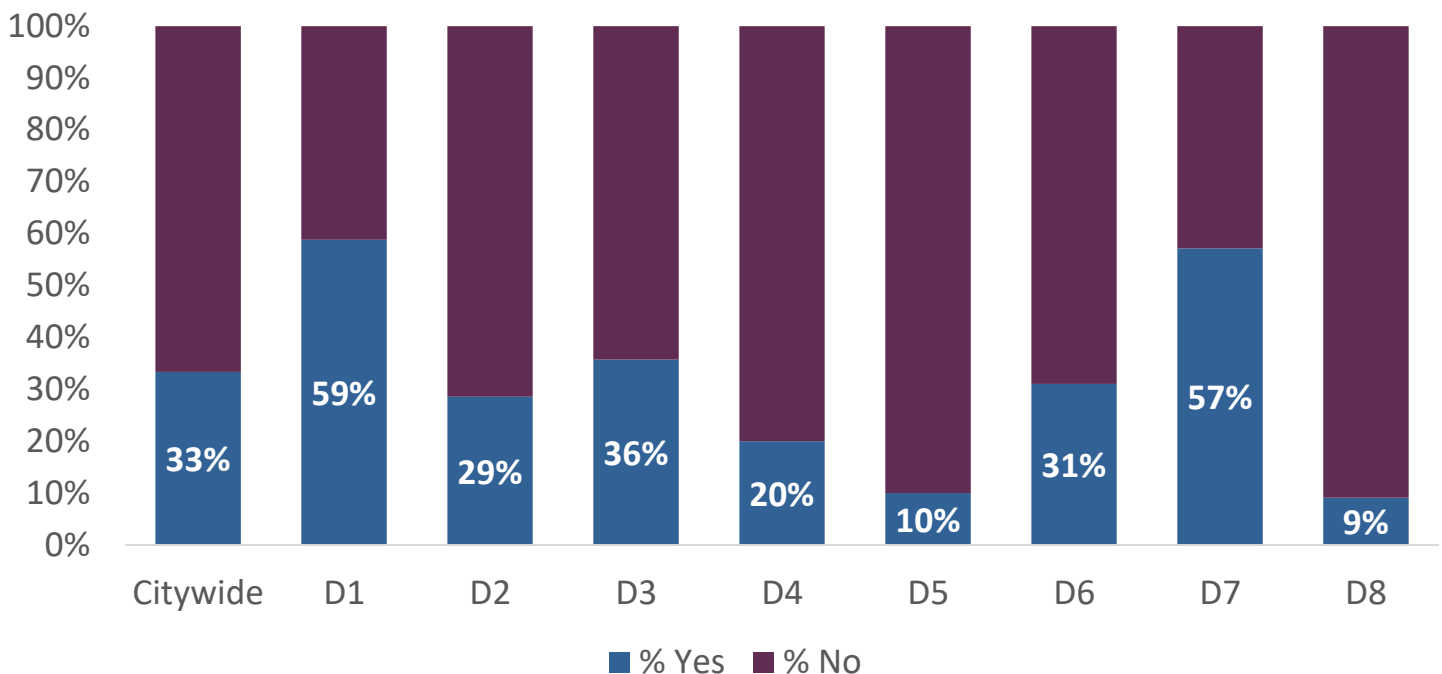


N = 116

Public Safety

Police Property Management Warehouse Renovation: \$9 million

Renovate the Police Property Management Warehouse and secure the property for vehicle evidence currently stored at a different location. Construct a 1,600 square foot administrative building for the vehicle lot. Update and improve aging evidence preservation and storage equipment and spaces to optimize space utilization and provide a visitor lobby.
(100 E. Elwood Street)



N = 116



Public Safety

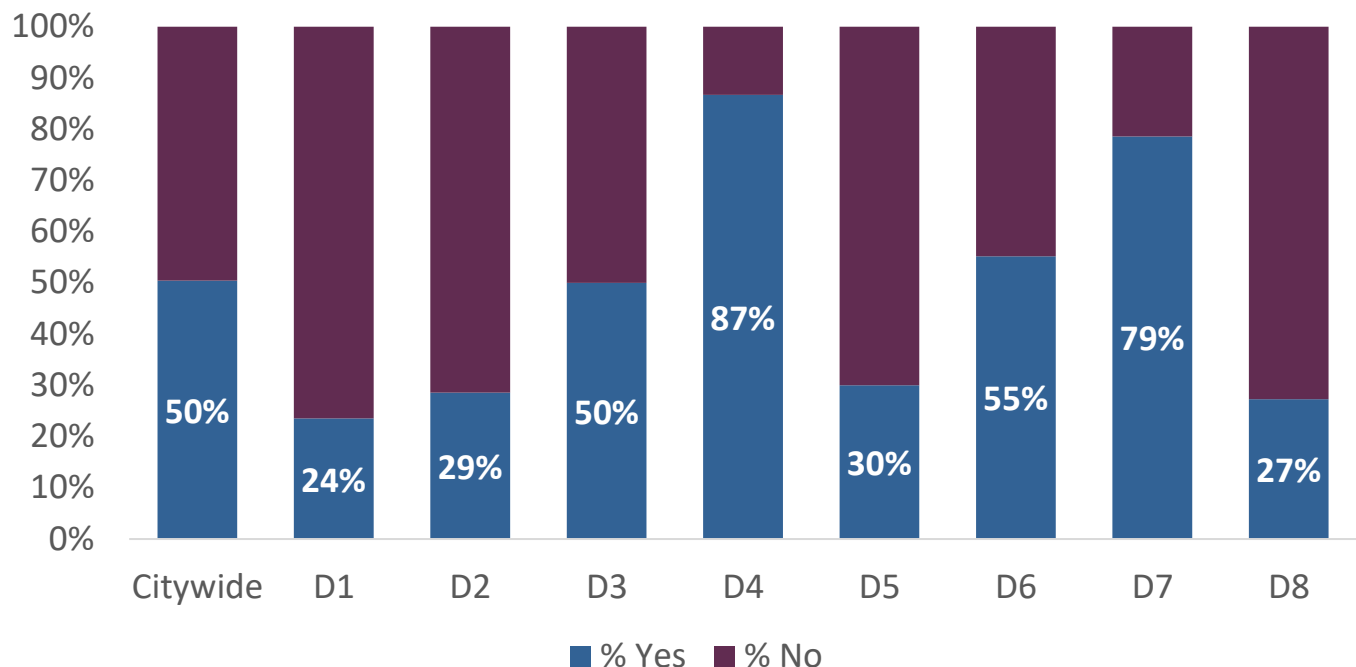
Comments:

1. Bob Carr (District 7) opposed funding the expansion and repair of the Police Driver Training Track and proposed using readily available public spaces, such as the Phoenix International Raceway or South Mountain Park for training. (July 2022)
2. Dave Eichelman (District 3) opposed funding renovations of the Maryvale Police Precinct, explaining he would like to see concrete Police reforms before funding the department's projects. (July 2022)
3. Jennifer Purdon (District 5) stated she would support funding the Cactus Park Precinct & Northern Command Center Relocation at a lower cost. (July 2022)
4. Marshall Zeable (District 1) supported funding for Fire Station 7/Community Assistance Program and proposed utilizing city park property for new fire stations to address growth and improve fire station coverage. (Aug. 12 Report)
5. Paul Dean (District 6) stated the bond should include all eight original fire stations proposed by the department to address a serious infrastructure shortage that is putting residents at risk with extended response times. (Aug. 26 Report)
6. Irwin Sheinbein (District 6) stated he was in favor of allocating as much money as possible for Public Safety, especially the Fire and Police Departments.

Streets & Storm Drainage

Equity Based Transportation Mobility - T2050 Mobility
Implementation: \$20.2 million

Design and construct recommended mobility improvements including curb, gutter, sidewalk, ADA ramps, streetlights, traffic calming, safe HAWK crossings, traffic signals, and tree/shade landscaping. Low Impact Development and Green Infrastructure may be considered in the design of these projects.

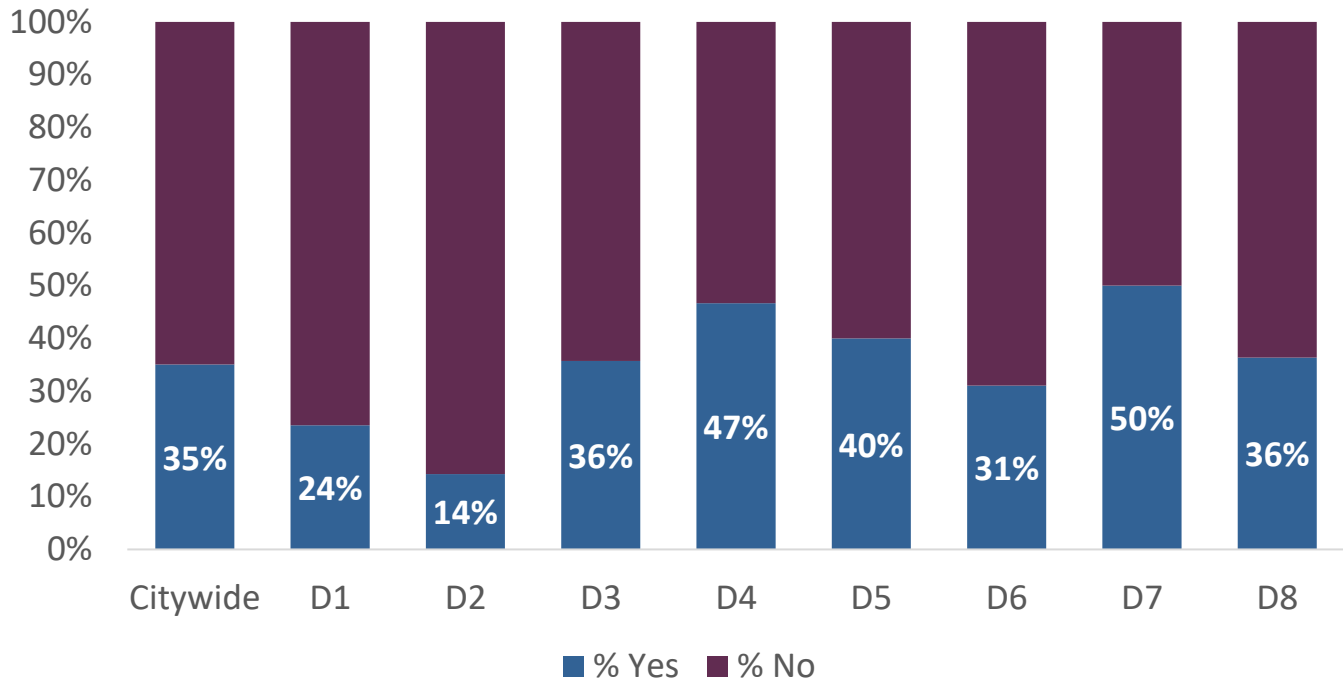


N = 116

Streets & Storm Drainage

Hohokam Drainage Program: \$27.7 million

Implement the Hohokam Area Drainage Master Plan that was prepared in collaboration with the Flood Control District of Maricopa County. Design and construct a series of storm sewer drainage basins and pipes that extends the storm drainage system in the area south of Baseline Road to Dobbins Road, and 14th Street to 21st Street.
(Baseline Road to Dobbins Road & 14th street to 21st Street)

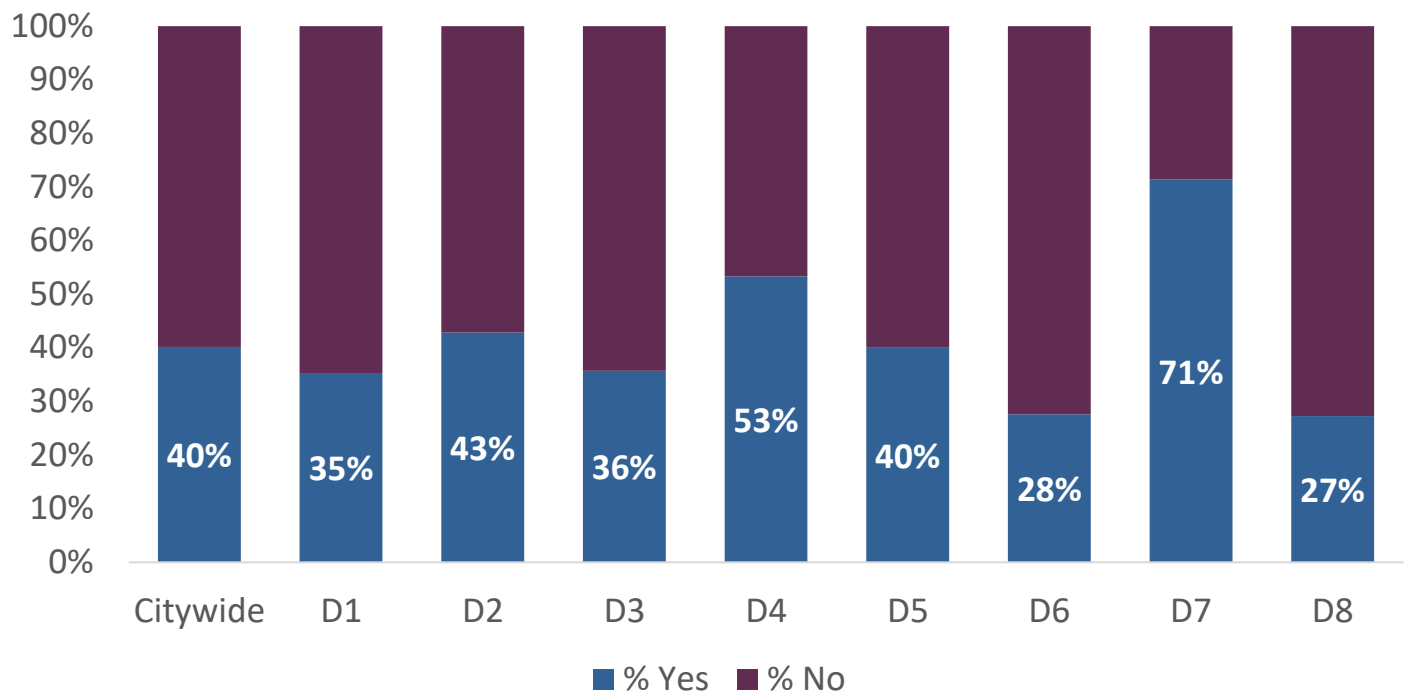


N = 116

Streets & Storm Drainage

Laveen Flood Mitigation Projects: \$11.9 million

Implement drainage mitigation options to reduce flood impacts in four areas of Laveen. These projects were recommended in the 2022 Laveen Area Drainage Feasibility Study.
(Various)

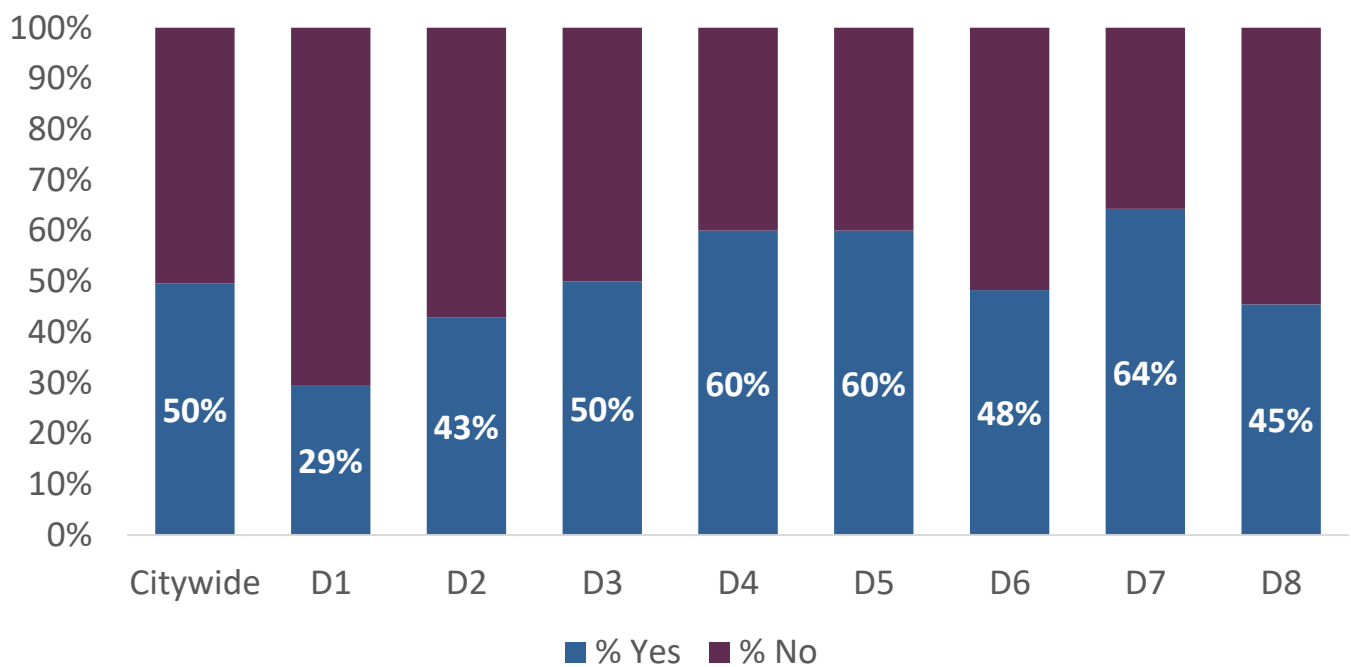


N = 116

Streets & Storm Drainage

Neighborhood Traffic Mitigation: \$12 million

Implement a resident-driven process to install traffic calming devices on residential streets including speed humps, speed cushions, traffic circles, diverters and other hardscape elements.
(Citywide)



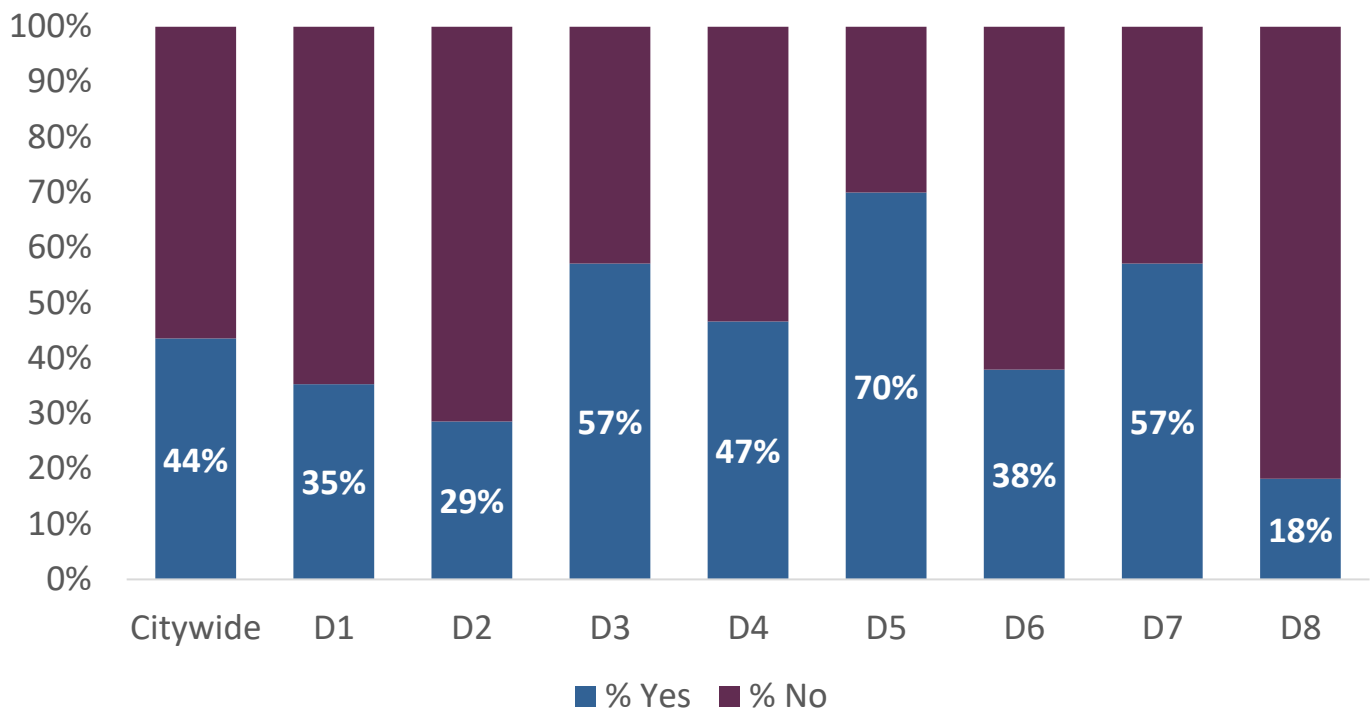
N = 116



Streets & Storm Drainage

Pavement Maintenance Supplement: \$35.4 million

Supplement the Accelerated Pavement Maintenance Program by extending the neighborhood street mill and overlay program for an additional five years at an estimated \$1 million per residential quarter section.
(Citywide)



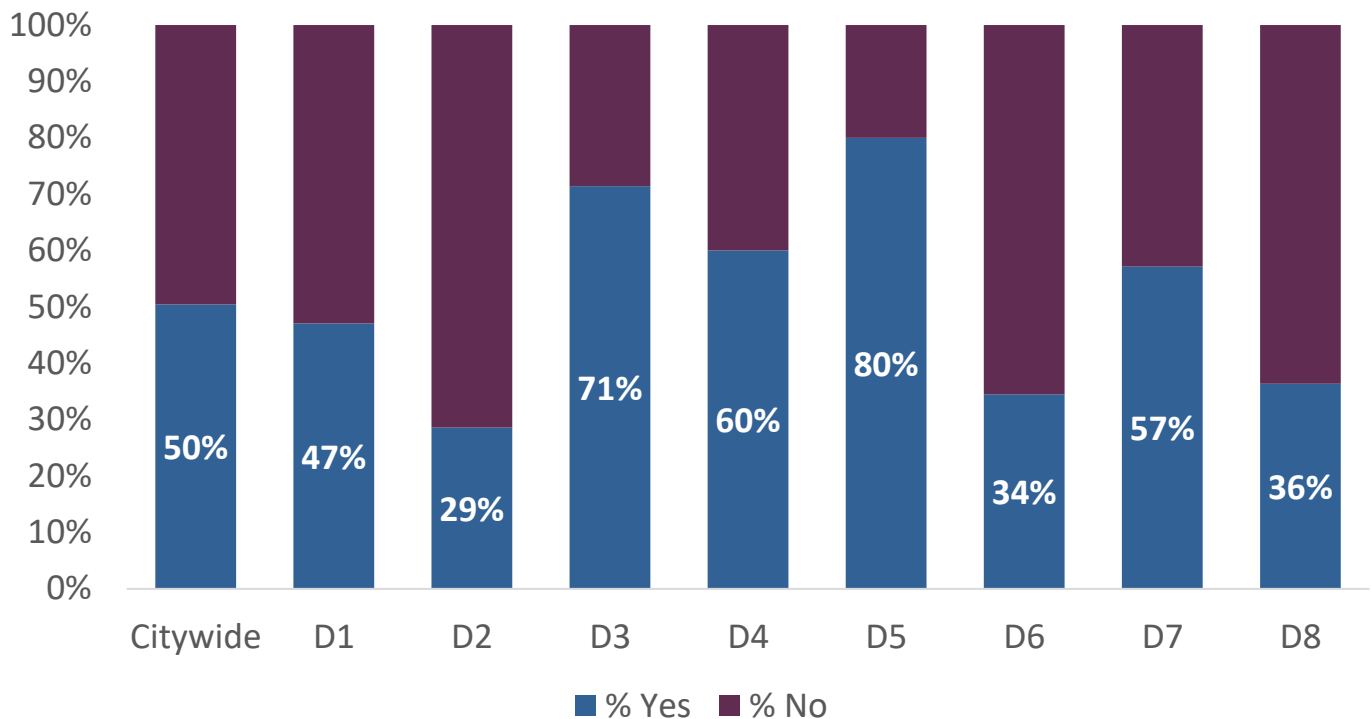
N = 116

Streets & Storm Drainage

Storm Drain Replacement Program: \$28.3 million

Replace deteriorating metal storm drain pipe with new reinforced concrete pipe. Approximately one to two miles of pipe would be replaced each year.

(Various)



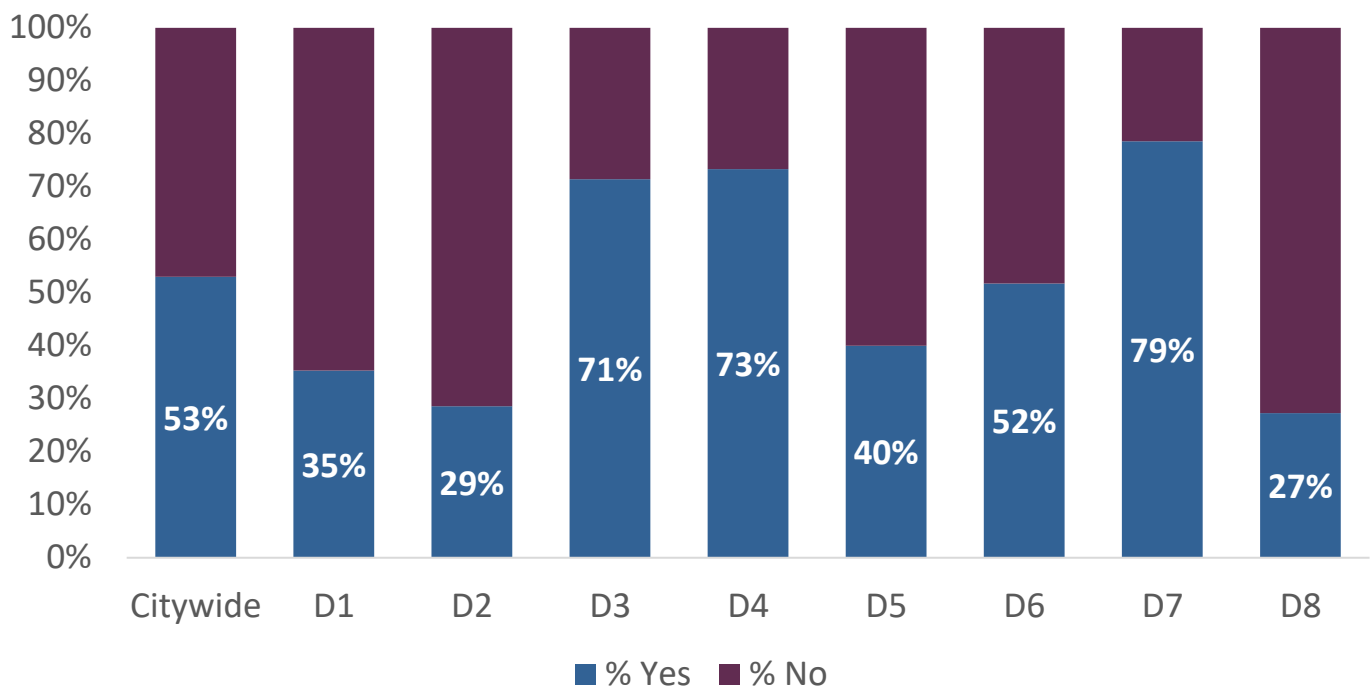
N = 116



Streets & Storm Drainage

Vision Zero Implementation: \$25.2 million

Supplement the Council-approved Road Safety Action Plan and leverage various Federal funding opportunities toward becoming a Vision Zero city. Identify, design, and implement roadway safety countermeasures that address locations and behaviors related to fatal and serious injury accidents.
(Citywide)



N = 116



Streets & Storm Drainage

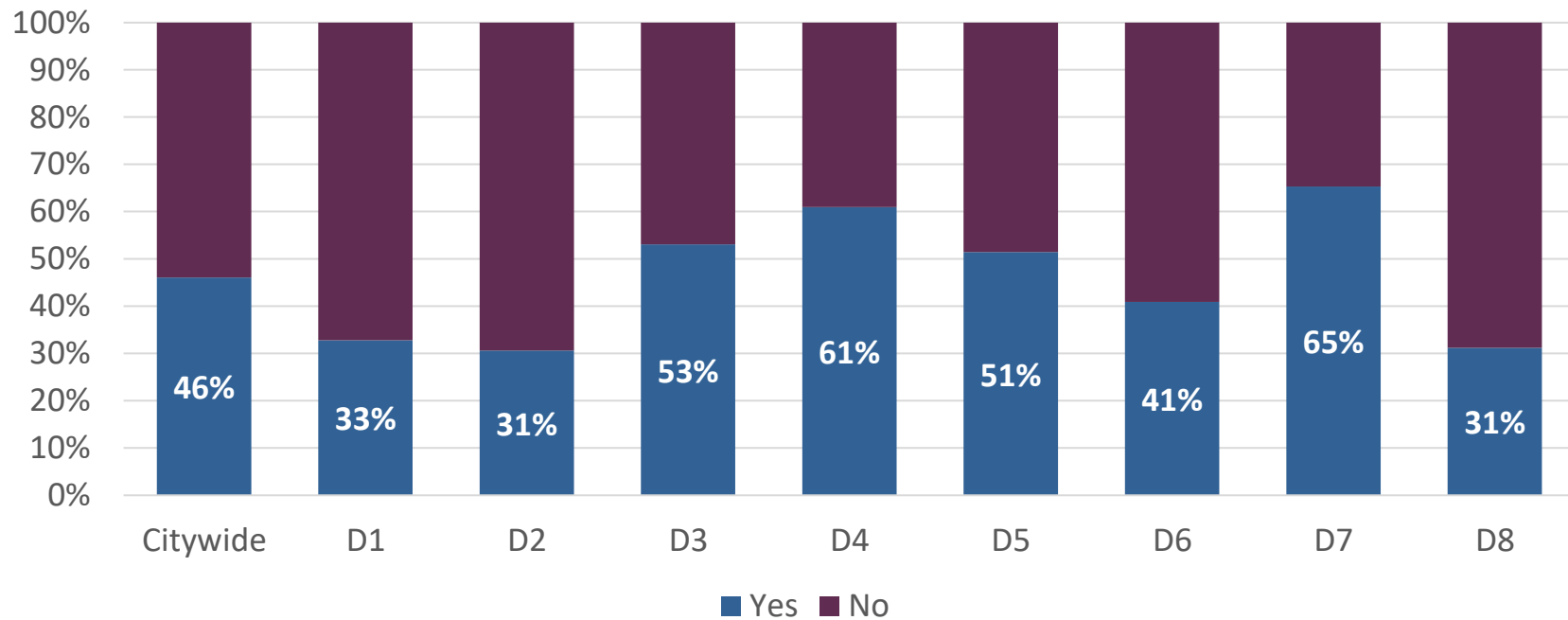
Comments:

1. Dave Eichelman (District 3) supported funding for implementation of Equity Based Transportation Mobility and proposed pedestrian bridges or underpasses be built instead of High-Intensity Activated Crosswalk (HAWK) signals. Mr. Eichelman opposed Neighborhood Traffic Mitigation funding. As alternatives to speed bumps and traffic circles, he recommended implementing narrower roads with protected bike lanes, street parking with landscaping, and changes to traffic light timing to reduce driver speed. (July 2022)
2. Karen Gresham (District 6) supported funding for the Pavement Maintenance Supplement and Vision Zero Implementation, requesting expansion of cool pavement for heat mitigation and protected bike lanes. (July 2022)



Streets & Storm Drainage

The percent of residents indicating “yes” or “no” for the Streets & Storm Drainage category, by district

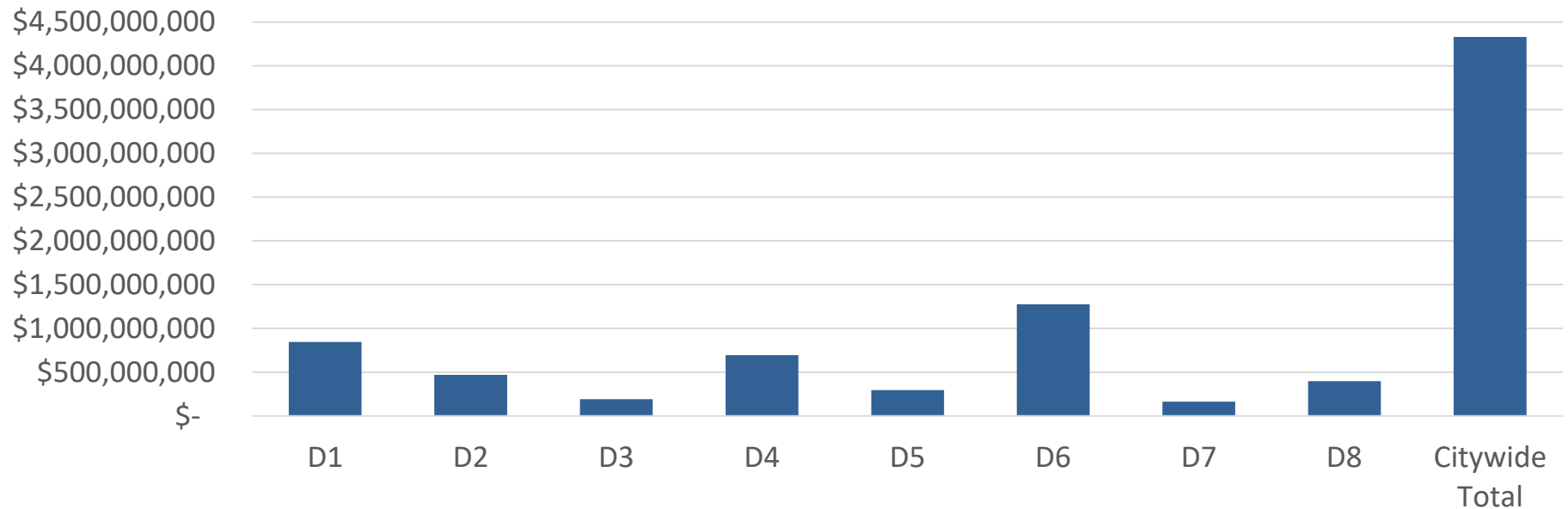


number of submissions (N) = 116



Share Your GO Bond Ideas

The amount reallocated to build-your-own GO Bond ideas by district



	D1	D2	D3	D4	D5	D6	D7	D8	Citywide Total
Amount of Submissions	\$845,000,000	\$469,000,000	\$192,000,000	\$694,000,000	\$295,000,000	\$1,275,000,000	\$163,000,000	\$397,000,000	\$4,330,000,000
Number of Submissions	11	3	4	13	8	17	12	4	72
Number of Submitters	5	4	4	6	4	11	6	4	44



Share Your GO Bond Ideas

Comments:

1. Margaret Garcia (District 8) proposed funding for multifamily affordable housing with a neighborhood pool and produce market in the Garfield neighborhood (\$10M). Ms. Garcia also requested funding for a community solar fund to install solar panels in non-profit and low-income residential spaces (\$20M), as well as funding for social workers to respond to mental health calls (\$21M). (July 2022)
(Housing, Human Services & Homelessness - \$31M; Environment & Sustainability - \$20M)
2. Bob Carr (District 7) requested funding to improve public transit in West Phoenix, such as further expanding light rail or bus rapid transit, to connect neighborhoods to the airport and Downtown Phoenix (\$2M). (July 2022)
(Neighborhoods & City Services/Streets & Storm Drainage - \$2M)
3. Michelle Moses (District 2) requested more usable parks for children within city limits and expanding parks such as Los Olivos with larger play structures and more shade (\$28M). (July 2022)
(Parks & Recreation/Environment & Sustainability - \$28M)
4. Aaron Kane (District 4) requested additional funding for unspecified GO Bond priorities (\$90M). (July 2022)
5. Karen Gresham (District 6) proposed funding for affordable housing and to address homelessness (\$150M). Ms. Gresham also requested funding to address climate change and for heat mitigation measures such as shade trees, more green space, electric vehicle charging stations, lighter colored asphalt, and bike-friendly initiatives (\$150M). (July 2022)
(Housing, Human Services & Homelessness - \$150M; Environment & Sustainability - \$150M)



Share Your GO Bond Ideas

Comments, continued:

6. Stacie Beute (District 2) requested funding for affordable housing (\$344M). (July 2022)
(Housing, Human Services & Homelessness - \$344M)
7. Nick Tripoli (District 8) proposed investments in sheltering people experiencing homelessness and to address housing affordability in Phoenix (\$38M). (July 2022)
(Housing, Human Services & Homelessness - \$38M)
8. Mel Cameron (District 6) stated it would not make economic sense to replace capital projects that are still functional, and that more thought should go into upgrades for ADA compliance. Ms. Cameron opposed building new pools due to staffing shortages for existing pools. (July 2022)
(Neighborhoods & City Services; Parks & Recreation)
9. Jennifer Purdon (District 5) requested funding for Trap, Neuter, Return services for stray or feral cats in communities and improvements to facilities and staffing at Maricopa County Animal Care and Control (\$10M). Ms. Purdon also requested funding to improve educational services in Phoenix middle and high schools, including expansion of after school educational opportunities, home school assistance, and teacher recruitment (\$10M). (July 2022)
(Neighborhoods & City Services - \$10M; Housing, Human Services & Homelessness - \$10M)
10. Elizabeth Neilon (District 5) requested funding to create tree canopies along Phoenix streets and in neighborhoods, and to encourage businesses to use solar and reusable energy (\$10M) Ms. Neilon also proposed funding for indoor play spaces for children (\$10M). (Aug. 12 Report)
(Environment & Sustainability - \$10M; Parks & Recreation - \$10M)



Share Your GO Bond Ideas

Comments, continued:

11. Jackson Modrak (District 4) requested funding to conserve and enhance historic neighborhoods, upgrade sidewalks on Roosevelt Row, and install and maintain trees and shade (\$10M). (Aug. 12 Report)
(Neighborhoods & City Services; Streets & Storm Drainage; Environment & Sustainability - \$10M)
12. Kristie Carson (District 4) proposed a Light Rail Beautification Maintenance Fund for trees, benches, and desert adapted landscape, as well as funding for Willo and historic district residents to convert all-grass front yards to turf and other water conserving landscapes (\$2M). (Aug. 12 Report)
(Neighborhoods & City Services; Environment & Sustainability - \$2M)
13. Dulce Arambula proposed the City partner with Source Co and procure a design team to provide water stations at bus stops throughout the city for all residents, including those who are unsheltered. Ms. Arambula also requested funding to fund two new housing facilities for those who are unsheltered, like those built in Los Angeles, as well as more Light Rail lines (\$20M). (Aug. 12 Report)
(Neighborhoods & City Services; Housing, Human Services, and Homelessness - \$20M)
14. Joshua Klemm (District 6) proposed funding for more fire stations. (Aug. 12 Report) (Public Safety)
15. David Leibowitz requested funding for new fire engines (\$20M) and additional ambulances (\$20M) to improve response times. (Aug. 12 Report)
(Public Safety - \$40M)



Share Your GO Bond Ideas

Comments, continued:

16. Sandra Bassett (District 7) requested funding to renovate and rehabilitate the Phoenix Center for the Arts, including a new roof, repairing structural cracks, HVAC, plumbing, water stains, faded paint, replacing aged and broken theatrical lighting and sound equipment, installing security infrastructure, installing a shade canopy, displaying new art installations, and replacing deteriorated flooring. (Aug. 12 Report)
(Parks & Recreation)
17. Dan Penton requested funding for a new Aquatic Park and Swim Center at Cesar Chavez Park (\$14M), new trailheads, ramadas, and facilities at South Mountain Park locations in Laveen (\$21M); and a new fire station and Community Assistance Program at 35th Avenue and Baseline Road. (Aug. 12 Report)
(Parks & Recreation - \$35M; Public Safety)
18. Brandon Sunder requested additional funding for unspecified GO Bond priorities (\$150M). (Aug. 12 Report)
19. Laura Bowling (District 3) requested funding to pave the wash located north of John Jacobs Elementary School (14421 N. 23rd Avenue) due to erosion and gopher tunnels (\$1M). (Aug. 12 Report)
(Streets & Storm Drainage - \$1M)
20. Terry Klemm (District 6) requested funding for maintenance of fire stations, specifically Stations 20, 70, and 77 (\$18M). (Aug. 12 Report)
(Public Safety - \$18M)
21. Emily M (District 2) proposed funding for more fire stations (\$20M). (Aug. 12 Report)
(Public Safety - \$20M)



Share Your GO Bond Ideas

Comments, continued:

22. Braden Kay (District 4) proposed funding for a Resilient Energy Hub pilot project, modeled after Envision Tempe, to retrofit cooling centers with solar and battery storage to ensure heat vulnerable neighborhoods could access a cooling center during a power outage. Mr. Kay also requested funding for a residential green stormwater infrastructure fund, through which neighborhoods could apply for funding to add curb cuts, bioswales, and other green stormwater elements to neighborhood streets and parks, prioritizing neighborhoods with high heat vulnerability. Mr. Kay also proposed funding community electric vehicle (EV) charging stations, using GO Bond funds to match federal funding to ensure Phoenix can equitably deploy EV chargers in areas where the market is less likely to build them. (Aug. 26 Report) (Environment & Sustainability; Streets & Storm Drainage)
23. Jeff Spellman (District 5) proposed funding bikeway renovations throughout the City in areas of greatest need, including safety enhancements, lighting, planting trees, and leveraging GO Bond funds with federal grants like the Land and Water Conservation Fund or the Safe, Accountable, Flexible, Efficient Transportation Equity Act: A Legacy for Users (SAFETEA-LU)(\$20M). (Aug. 26 Report) (Streets & Storm Drainage - \$20M)
24. Jennifer Dangremond (District 6) proposed the creation of a fund to support property repairs and Americans with Disabilities Act (ADA) upgrades for multifamily units owned by in-state property owners who accept Section 8, VASH, or Foster Youth vouchers for a minimum of five years. Ms. Dangremond also requested the City procure a transitional housing project for youth experiencing homelessness, including project construction and the first year of operating funds, plus a combination of voucher and resident co-pays after the second year. (Aug. 26 Report) (Housing, Human Services, and Homelessness)



Share Your GO Bond Ideas

Comments, continued:

25. Jeff Sherman (District 7) proposed funding for improvements to Rio Salado Park; adding multi-use paths citywide, canal path improvements and grade separations; and to convert storm drains to bioswales and nature recovery in Central Phoenix through water capture, tree plantings, and nature paths. (Aug. 26 Report)
(Parks & Recreation; Environment & Sustainability)
26. George Colberg (District 2) requested funding to support a biomedical research and development non-profit partnership between the Biomedical Research Institute of Arizona (BRIA) and Pathfinder. (Aug. 26 Report)
(Economic Development and Education)
27. Liz C (District 7) requested funding to renovate Phoenix Center for the Arts, including removal of the front stairs, for students and the community (\$10M); create a fund for repairs at homeless shelters such as HVAC improvements (\$15M); and build an Asian Cultural Center with grocery, food, and shopping options (\$18M).
(Arts & Culture; Housing, Human Services, and Homelessness; Economic Development & Education)
28. David Madden (District 6) requested funding to renovate the Arizona Science Center to improve quality and increase capacity for guests such as school groups from across the state, to provide opportunities students may not already have at school (\$10M). Mr. Madden also proposed integrating school buses and Valley Metro buses (\$5M) and further develop public transportation, including electrification of the fleet (\$10M). (Arts & Culture; Neighborhoods & City Services; Environment & Sustainability)



Share Your GO Bond Ideas

Comments, continued:

29. Rebecca Perrera (District 7) requested additional funding for unspecified GO Bond priorities (\$5M).
30. Patricia Rethore-Larson (District 8) submitted a request to dramatically increase funding toward the homeless and housing crisis, and to construct more short-term shelter and transitional housing to support the unhoused (\$205M). Ms. Rethore-Larson also proposed funding for mobile support units for the unhoused to provide showers and bathrooms to support basic hygiene, distribute water and simple portable meals, offer basic medical services and mental health support, and provide basic veterinary care for animal companions (\$80M). She recommended deploying the mobile units based on a needs assessment conducted throughout neighborhoods across Phoenix.
(Housing, Human Services, and Homelessness)
31. Christopher Alt (District 6) requested funding to invest in parking shade and rooftop photovoltaics for city-owned properties (\$197M). Mr. Alt also proposed improvements to the 99th Avenue Wastewater Treatment Plant, including increasing capacity, improving treatment to remove heavy metals and pharmaceuticals, and expanding the Tres Rios Wetlands (\$201M).
(Environment & Sustainability)
32. Christiana Moss (District 6) proposed divesting from the Palo Verde Nuclear Generating Station and investing in solar power (\$65M). Ms. Moss also requested funding for net-zero water, recycling 100 percent black water to potable wastewater instead of using it to cool Palo Verde (\$64M).
(Environment & Sustainability)
33. John Strauss (District 1) requested funding for a new community center in the proximity and north of Metrocenter, from Dunlap to Cactus, 43rd Avenue to Interstate 17 (\$200M).
(Neighborhoods & City Services)



Share Your GO Bond Ideas

Comments, continued:

34. Abeth Spencer (District 3) proposed additional funding to plant trees to meet the City's goal to double the shade canopy by 2030 (\$10M). Ms. Spencer also requested funding to improve recycling facility infrastructure to work towards the City's Zero Waste goal (\$70M).
(Environment & Sustainability)
35. Van Escobar (District 4) proposed funding for more affordable housing and to address homelessness (\$200M). Mr. Escobar also requested rehabilitation centers for drug users (\$100M) and investment in public education and after school programs for children in underprivileged areas (\$104M).
(Neighborhoods & City Services; Economic Development & Education)
36. Bianca Jimenez (District 3) proposed funding to purchase and construct tiny homes or condos for unsheltered people using sustainable strategies, located in areas along the perimeter of the valley, within walking distance of public transportation, or adjacent to schools for families with high need (\$11M).
(Housing, Human Services, and Homelessness)
37. Stan Flowers (District 8) requested additional funding for unspecified GO Bond priorities (\$23M).
38. Bruce Mazur (District 3) requested funding for the Fire Department (\$100M).
(Public Safety)



Share Your GO Bond Ideas

Comments, continued:

39. Ciara Rubalcava (District 6) requested funding for 400 additional firefighters by 2030 and to add three fire stations (\$100M).
(Public Safety)
40. Michael Rubalcava (District 6) requested funding for 400 additional firefighters by 2030 and to add four fire stations with apparatus (\$100M).
(Public Safety)
41. Brad Francis (District 5) requested additional funding for unspecified GO Bond priorities (\$200M).
42. Linda Chambre (District 6) requested additional funding for unspecified GO Bond priorities (\$1M).
43. Marshall Zeable (District 1) requested funding for more fire stations (\$22M) and to utilize unused city parks for fire stations, such as in the area of 40th Street and Bell Road (\$5M).
(Public Safety)
44. Michael Bonney (District 1) requested funding for more fire stations (\$50M) and more fire engines (\$15M).
(Public Safety)
45. Chrissy Bonney (District 1) requested funding for new fire stations (\$75M), fire engines and ambulances (\$46M), and to hire new Police and Fire staff (\$75M).
(Public Safety)
46. Ronald Russell (District 4) proposed funding for a cooperative housing collective, specifically 310 community-owned one- and two-bedroom condos/townhomes in the East Valley (\$31M).
(Housing, Human Services, and Homelessness)