



Agenda

City Council Policy Session

Tuesday, December 13, 2022

12:30 PM

phoenix.gov

OPTIONS TO ACCESS THIS MEETING

Virtual Request to speak at a meeting:

- **Register online** by visiting the *City Council Meetings* page on phoenix.gov at least 2 hours prior to the start of this meeting. Then, click on this link at the time of the meeting and join the Webex to speak: <https://phoenixcitycouncil.webex.com/phoenixcitycouncil/onstage/g.php?MTID=e4bf6de91971cb309081fca02891ba79b>

- **Register via telephone** at 602-262-6001 at least 2 hours prior to the start of this meeting, noting the item number. Then, use the Call-in phone number and Meeting ID listed below at the time of the meeting to call-in and speak.

In-Person Requests to speak at a meeting:

- Register in person at a kiosk located at the City Council Chambers, 200 W. Jefferson St., Phoenix, Arizona, 85003. Arrive 1 hour prior to the start of this meeting. Depending on seating availability, residents will attend and speak from the Upper Chambers, Lower Chambers or City Hall location.

- Individuals should arrive early, 1 hour prior to the start of the meeting to submit an in-person request to speak before the item is called. After the item is called, requests to speak for that item will not be accepted.

At the time of the meeting:

- **Watch** the meeting live streamed on phoenix.gov or Phoenix Channel 11 on Cox Cable, or using the Webex link provided above.

- **Call-in** to listen to the meeting. Dial 602-666-0783 and Enter Meeting ID 2568 556 2474# (for English) or 2569 473 0166# (for Spanish). Press # again when prompted for attendee ID.

- **Watch** the meeting in-person from the Upper Chambers, Lower Chambers or City Hall depending on seating availability.

Para nuestros residentes de habla hispana:

- **Para registrarse para hablar en español**, llame al 602-262-6001 **al menos 2 horas antes del inicio de esta reunión** e indique el número del tema. El día de la reunión, llame al 602-666-0783 e ingrese el número de identificación de la reunión 2569 473 0166#. El intérprete le indicará cuando sea su turno de hablar.

- **Para solamente escuchar la reunión en español**, llame a este mismo número el día de la reunión (602-666-0783; ingrese el número de identificación de la reunión 2569 473 0166#). Se proporciona interpretación simultánea para nuestros residentes durante todas las reuniones.

- **Para asistir a la reunión en persona**, vaya a las Cámaras del Concejo Municipal de Phoenix ubicadas en 200 W. Jefferson Street, Phoenix, AZ 85003. Llegue 1 hora antes del comienzo de la reunión. Si desea hablar, regístrese electrónicamente en uno de los quioscos, antes de que comience el tema. Una vez que se comience a discutir el tema, no se aceptarán nuevas solicitudes para hablar. Dependiendo de cuantos asientos haya disponibles, usted podría ser sentado en la parte superior de las cámaras, en el piso de abajo de las cámaras, o en el edificio municipal.

CALL TO ORDER**COUNCIL INFORMATION AND FOLLOW-UP REQUESTS**

This item is scheduled to give City Council members an opportunity to publicly request information or follow up on issues of interest to the community. If the information is available, staff will immediately provide it to the City Council member. No decisions will be made or action taken.

CONSENT ACTION

This item is scheduled to allow the City Council to act on the Mayor's recommendations on the Consent Agenda. There is no Consent Agenda for this meeting.

CALL FOR AN EXECUTIVE SESSION

A vote may be held to call an Executive Session for a future date.

REPORTS AND BUDGET UPDATES BY THE CITY MANAGER

This item is scheduled to allow the City Manager to provide brief informational reports on topics of interest to the City Council. The City Council may discuss these reports but no action will be taken.

DISCUSSION AND POSSIBLE ACTION (ITEM 1)**1 2023 General Obligation Bond Program - Bond
Committee Recommendations**

Page 5

This report transmits the recommendations of the Citizens' General Obligation (GO) Bond Committee regarding a potential 2023 GO Bond Program for City Council consideration. Consistent with prior recommendations of the Fiscal Capacity Committee, and the direction of the City Council, the GO Bond Committee's recommendation totals \$500 million.

THIS ITEM IS FOR DISCUSSION AND POSSIBLE ACTION.



2023 General Obligation Bond Program - Bond Committee Recommendations

This report transmits the recommendations of the Citizens' General Obligation (GO) Bond Committee regarding a potential 2023 GO Bond Program for City Council consideration. Consistent with prior recommendations of the Fiscal Capacity Committee, and the direction of the City Council, the GO Bond Committee's recommendation totals \$500 million.

THIS ITEM IS FOR DISCUSSION AND POSSIBLE ACTION.

Summary

GO Bond programs provide a mechanism to fund construction and rehabilitation of City facilities and infrastructure such as parks, libraries, fire stations, police precincts, community centers, streets and storm drains, and arts facilities. Bond programs require voter approval, and cannot be used to fund operating costs like staff salaries or to fund assets not owned by the City. Since 1957, the City's approved GO Bond programs have totaled \$4.6 billion. The most recent GO Bond program for \$878.5 million was approved by voters in 2006. This 16-year gap is the longest in the City's bond program history, and has resulted in a significant amount of unfunded capital needs.

In March 2019, the Mayor and City Council appointed a Public Safety Bond Executive Committee to formulate recommendations for a potential November 2020 public safety bond election. In October 2019, the Mayor appointed a Public Safety Bond Fiscal Capacity Committee to identify the financial parameters for any bond program and to report its findings to the City Council. Committee meetings were held in December 2019 and January 2020 to formulate recommendations; however, the City paused these efforts as a result of uncertainty stemming from the COVID-19 pandemic. Subsequently, the City acquired the existing building at 100 W. Washington St. to replace Police Headquarters, addressing one of the most critical police-related public safety needs, and the Mayor and City Council expressed support for a broader scope of projects for a future GO Bond program. The Committee was renamed the Fiscal Capacity Committee and asked to assess the City's capacity for a potential November 2023 GO Bond Program. The Fiscal Capacity Committee concluded its work in early 2022, recommending a \$500 million bond program. The City Council appointed a

Citizens' GO Bond Committee on June 1, and on June 7 upon review of the Fiscal Capacity Committee's findings directed the Committee to identify the highest priority unfunded capital needs totaling \$500 million for a potential November 2023 bond election.

Between August and November, the GO Bond Executive Committee and eight subcommittees held 34 hybrid in-person and virtual meetings open to the public. Committee members reviewed capital needs identified by staff, and heard proposals and input from the public, including non-profit partner agencies. The GO Bond Executive Committee's recommendations totaling \$500 million, informed by the work of the subcommittees, are detailed in **Attachment A**. The recommendations of the eight subcommittees are also included as **Attachment B**.

Fiscal Capacity Committee Recommendations

The principal and interest payments on GO Bonds are typically backed by secondary property taxes. Operations of City facilities are typically funded by General Funds and Special Revenue Funds. The City's financial ability to implement a GO Bond program is dependent upon:

- The amount of secondary property tax revenue projected to be available to fund additional GO Bond principal and interest, and when it will be available;
- Whether the City can fund additional operations and maintenance costs associated with new systems and facilities;
- Implications on the City's credit ratings; and
- Constitutional debt limits.

The Fiscal Capacity Committee reviewed a property tax and valuation model provided by staff as well as various stress-test scenarios. Absent unanticipated Legislative changes, or severe economic impacts, the Fiscal Capacity Committee determined a \$500 million bond program can likely be supported without any increase to the current secondary property tax rate of \$0.8141 per \$100 of net assessed valuation. Peak debt service is not anticipated to rise substantially beyond the status quo maximum annual debt service of \$155 million, and a bond program of this magnitude is not expected to adversely impact the City's bond ratings. The City's debt would additionally remain below Constitutional debt limits.

Further, the Fiscal Capacity Committee advised this approach strategically positions the City for subsequent bond elections in five-year increments with values of approximately \$500 million each. This would provide \$2 billion in investment of City infrastructure over the next 20 years. Financial models indicate routine bond programs

of this magnitude will continue to be sustainable without any material increases to property tax rates, assuming no significant legislative or economic changes.

Capacity for Ongoing Operations and Maintenance Funding

The City's General Fund (GF) pays for ongoing operating expenses to deliver core programs and services to the community. The primary property tax rate is currently maximized and is being fully utilized to pay for existing GF programs and services. The primary property tax rate could therefore not be used as a source of new operations and maintenance revenue for new systems and facilities, absent a corresponding reduction in existing programs and services. The City is required by statute to adopt a balanced GF budget each fiscal year where resources equal expenditures. In addition, the City has many competing demands for GF resources including: continued rising costs for pension and other fringe benefits; costs for facility maintenance, information technology, and vehicle acquisition; the need to offer sustainable and competitive salary and benefit packages for employees; and community demands for expanded or enhanced GF programs and services. At the June 7 Formal meeting, the City Council directed the GO Bond Committee to exclude project proposals that would result in net new ongoing operating costs, except in critical cases.

Additionally, overall future General Fund capacity will be impacted by uncertainties including the state of the economy and unpredictable revenue growth, future legislative actions such as the potential elimination of residential rental taxes, labor negotiations, and the need to phase-in results from the Classification and Compensation (Class and Comp) Study to ensure that the City can attract and retain a skilled workforce. The Executive Committee's recommendations totaling \$500 million include an estimated \$26.8 million in net new ongoing operating costs, primarily to operate new fire stations, parks and library facilities (**Attachment A**). Increases in operating costs associated with approved GO Bond projects will be incorporated into the proposed GF budget in the appropriate fiscal year. This information will be presented to the City Council as part of each applicable year's proposed budget for consideration. Staff will also incorporate estimated future costs of approved projects to the annual GF Five-Year Forecast for modeling purposes.

2023 GO Bond Program Development and Committee Recommendations

The City's bond processes have traditionally been community-driven. Accordingly, on June 1, the Mayor and City Council appointed a citizens' 2023 GO Bond Committee and eight subcommittees:

- Arts and Culture
- Economic Development and Education

- Environment and Sustainability
- Housing, Human Services and Homelessness
- Neighborhoods and City Services
- Parks and Recreation
- Public Safety
- Streets and Storm Drainage

City staff compiled a Capital Needs Study, identifying critical unfunded capital projects to serve as the starting point for committee work. Several factors were used to identify potential projects including: facility condition assessments; age and maintenance requirements of existing infrastructure; facilities that could pose a safety/liability risk to the City; key performance indicators such as service level data; and existing comprehensive plans approved by the City Council such as the Housing Phoenix Plan, Strategies to Address Homelessness, Climate Action Plan, and the Road Safety Action Plan. Cost estimates were based on existing estimates (if available) established from pre-design documents, or actual costs of recently completed comparable projects where possible. In the absence of such information, departments worked directly with the City Engineer's Office and Public Works Facilities Division for cost estimations. Staff also adjusted cost estimates to account for price increases anticipated over the five-year bond program. An inflation factor using data projections, provided by the University of Arizona's Economic Business Research Center, was applied to all proposed projects.

The study identified \$1.2 billion in unfunded needs, divided into two categories: Prioritized Capital Needs and Future Capital Needs. Prioritized Capital Needs, totaling \$647 million, representing the most urgent needs identified by staff while offering a balance among the City's service categories. Future Capital Needs, totaling \$505 million, representing projects determined to be less urgent than the Prioritized Capital Needs, or projects better suited for deferral to a future bond program. Incidentally, it is not uncommon for the amount of unfunded capital need to exceed resources available for GO Bond programs. For example, the 2006 GO Bond Program included unfunded capital needs of \$3.2 billion and the voter-approved bond program was \$878 million. Similarly, the 2001 GO Bond Program identified \$2.8 billion in unfunded needs, and the voter-approved bond program was \$754 million.

The first Executive Committee meeting was held on Aug. 8, and direction was provided to subcommittees to determine the highest-priority items assigned to their subcommittee, and recommend funding values for those items. Each subcommittee conducted at least three public meetings between August and October. Meetings were conducted in a hybrid format, allowing the public to participate either virtually or in-

person. Subcommittees developed recommendations that varyingly included items from the Prioritized Capital Needs, Future Capital Needs, requests from the public, and priorities identified independently by subcommittee members. Subcommittees compiled recommendation reports for the Executive Committee, with subcommittee recommendations collectively totaling \$717 million (**Attachment B**). The subcommittee recommended projects would additionally increase the City's ongoing annual operating costs by an estimated \$46 million.

To assist the Executive Committee in making reductions to subcommittee recommendations to arrive at the \$500 million scope, the City Manager developed optional targets for their consideration. These targets were not binding by the committee and took into account:

- The prioritized list of projects in the Capital Needs Study;
- Subcommittee prioritization;
- Public comments received from residents during the subcommittee process;
- Equitable distribution of projects throughout the City;
- City departments' ability to execute projects over the next five years;
- Future affordability by minimizing impacts to ongoing operating expenses; and
- Other funding sources currently budgeted for certain program areas.

The Executive Committee unanimously adopted these targets, with flexibility, as the baseline to start their deliberations. Staff also provided several supplemental reports for the committee's consideration including: other funding sources currently budgeted for certain program areas, project scalability, and public-private partnerships. The supplemental reports provided to the Executive Committee are included in this report for reference as **Attachment C**.

On Nov. 14, after extensive deliberation, discussion and consideration of resident feedback, the Executive Committee recommended a \$500 million GO Bond Program for Council consideration. The below list summarizes recommendations by subcommittee program area. The Executive Committee's recommendations would additionally increase the City's ongoing annual operating costs by an estimated \$26.8 million.

- | | |
|--|--------------|
| • Arts and Culture (10%) | \$50,385,000 |
| • Economic Development and Education (7%) | \$38,000,000 |
| • Environment and Sustainability (5%) | \$26,000,000 |
| • Housing, Human Services and Homelessness (13%) | \$63,000,000 |

• Neighborhoods and City Services (9%)	\$44,615,000
• Parks and Recreation (13%)	\$64,000,000
• Public Safety (27%)	\$132,500,000
• Streets and Storm Drainage (16%)	<u>\$81,500,000</u>

Total Proposed GO Bond Program **\$500,000,000**

Below is a brief summary of the Executive Committee's recommendations by program area. **Attachment A** provides detailed project/program descriptions, scope, location, multi-year cost estimates and estimated ongoing operating expenses where applicable.

Arts and Culture: \$50.4 million - 10% of the total bond program

A total of seven projects/programs are recommended for Arts and Culture including: a new Latino Cultural Center (\$21.6M) and Valley Youth Theatre (\$14.0M), expansion of the Children's Museum of Phoenix (\$5.4M) and Phoenix Center of the Arts Theatre improvements (\$1.2M), the Phoenix Theatre Company's Americans with Disabilities Act (ADA) accessibility projects (\$5.8M), renovation and expansion funding for the Arizona Jewish Historical Society (\$2.0M), and funding for general cultural facility critical equipment replacements (\$0.4M). Funding in this program area will provide needed resources to support projects focused on diversity, equity and inclusion including: building Phoenix's first dedicated Latino Cultural Center in accordance with the Latino Cultural Center Ad Hoc Committee recommendations approved by the City Council in 2020, expand and improve local art venues used by all residents and provide improved accommodations for persons with disabilities, and help to expand the existing Cutler Plotkin Jewish Heritage Center to provide a state-of-the art Holocaust Education Center. Total estimated ongoing operating costs associated with this program area is approximately \$890,000.

Economic Development and Education: \$38.0 million - 7% of the total bond program

A total of three projects/programs are recommended for Economic Development and Education including: land acquisition for Rio Reimagined (\$23.5M), funding for a new Arizona State University (ASU) Health Technology Center (\$12.0M), and funding for land acquisition to "spark" redevelopment of fragmented parcels (\$2.5M). Funding in this program area will ensure real estate is available for future economic development of Rio Salado and other parcels to include environmental assessments and cleanup as needed, and create a partnership with ASU to invest in infrastructure to help fund a new health technology center to provide advanced skilled training, including nursing. This program area does not include any net new ongoing operating costs.

Environment and Sustainability: \$26.0 million - 5% of the total bond program

A total of four projects/programs are recommended for Environment and Sustainability including: funding for energy and water efficiency/renewable energy upgrades at City facilities (\$14.0M), funding for heat resiliency projects (\$7.7M), brownfield redevelopment program funding for City properties (\$3.0M), and vehicle electrification stations for City facilities (\$1.3M). Funding in this category will help to achieve goals of the 2021 City Council-adopted Climate Action Plan, including reduction of energy consumption, heat mitigation efforts, green infrastructure, environmental cleanup of contaminated property, and reduction of carbon emissions. Total estimated ongoing operating costs associated with this program area is \$190,000.

Housing, Human Services and Homelessness: \$63.0 million - 13% of the total bond program

A total of five projects/programs are recommended for Housing, Human Services and Homelessness including: Affordable Housing Property Preservation funding for up to 610 units at four properties Citywide (\$33.2M), a new Cesar Chavez Senior Center (\$5.7M), renovations for the McDowell Senior Center (\$1.8M), gap funding for Choice Neighborhoods Housing Development for the Edison-Eastlake Community to accommodate 286 affordable and 78 market-rate new rental units (\$21.3M), and funding for a new Innovation in Affordable Housing Initiative (\$1.0M). Funding in this category will help to provide a new community center and upgrades to an existing historic center for seniors, and achieve goals of the 2020 City Council adopted Housing Phoenix Plan, which include creating and/or preserving 50,000 affordable housing units by 2030. Total estimated ongoing operating costs associated with this program area is \$330,000.

Neighborhoods and City Services: \$44.6 million - 9% of the total bond program

A total of five projects/programs are recommended for Neighborhoods and City Services including: a new library as part of Phase I for Estrella Village Civic Space (\$8.6M), funding for City facility Americans with Disabilities Act (ADA) accessibility improvements (\$10.1M), expansion of the Yucca Branch Library (\$10.6M), a new library as part of Phase I for Desert View Civic Space (\$10.3M), and funding for Historic Preservation Programs (\$5.0M). Funding in this category will provide comprehensive library programs in areas of the community currently lacking services, provide needed funding to do necessary ADA prioritized improvements to maximize access at a City facilities, and funding for Historic Preservation Programs including demonstration, exterior rehabilitation, and threatened building grants. Total estimated ongoing operating costs associated with this program area is \$3.0M.

Parks and Recreation: \$64.0 million - 13% of the total bond program

A total of 10 projects/programs are recommended for Parks and Recreation including:

Citywide parks minor capital projects to be determined by the community (\$1.5M), a new recreation center at Esteban Park (\$4.5M), South Mountain Park Phase I roadway safety improvements (\$7.7M), repurpose four pools in South Phoenix to provide a new regional pool at Harmon Park, and add three splash pads at Alkire, Grant, and University Parks (\$12.8M), repurpose three pools in the Maryvale area to provide a new regional pool at Maryvale Park, install two new splash pads at Marivue and Holiday parks (\$14.3M), design and construct Phase I of the Estrella Village Civic Space (\$8.4M), design and construct Phase I of the Desert View Village Civic Space (\$8.4M), provide funding for improvements at the Telephone Pioneers of America Park Recreation Center (\$2.2M), renovation of the exterior sport courts at the Mountain View Community Center (\$1.2M), and provide funding for additional enhancements to Margaret T. Hance Park (\$3.0M). Funding in this program area will significantly increase Parks and Recreation facility capacity to provide a variety of programming and services in areas of the city lacking sufficient resources, while also funding necessary roadway safety improvements to reduce the number of accidents that occur at South Mountain Park and Preserve. Total estimated ongoing operating costs associated with this program area is \$3.3M.

Public Safety: \$132.5 million - 27% of the total bond program

A total of seven projects are recommended for Public Safety including: a new Fire Station 7/Community Assistance Program facility located at 7th Street and Hatcher (\$21.4M), a new Fire Station 13/Community Assistance Program facility located at 44th Street and Thomas (\$21.8M), a new Fire Station 15/Community Assistance Program facility located at 45th Avenue and Camelback (\$21.4M), replacement of the Cactus Park Police Precinct, including land acquisition to accommodate a future relocation of the North Command Center, located to be determined (\$37.3M), a new Fire Station 51 located at 51st Avenue and State Road 303 near the new Taiwan Semiconductor Manufacturing Company plant (\$18.6M), renovation of the Police Property Management Warehouse (\$9.0M), and renovation of the Maryvale Police Precinct (\$3.0M). Funding in this category will provide critical public safety infrastructure to improve response times and mitigate service impacts on neighboring stations by reducing redirection of resources, and improve Police operations and training facilities. Additionally, three of the four new Fire Stations will provide facility space for personnel with the City's Community Assistance Program (CAP) to improve mental and behavioral health outcomes for residents. Total estimated ongoing operating costs associated with this program area is \$18.7M.

Streets and Storm Drainage: \$81.5 million - 16% of the total bond program

A total of six projects/programs are recommended for Streets and Storm Drainage including: program funding for Vision Zero projects (\$16.9M), funding for Equity Based Transportation Mobility/T2050 Mobility Implementation (\$12.6M), project funding for

flood mitigation in four areas of Laveen (\$8.2M), funding to supplement the Accelerated Pavement Maintenance Program (\$22.0M), funding to implement the Hohokam Drainage Master Plan in collaboration with the Flood Control District of Maricopa County (\$19.3M), and Storm Drainage Replacement Program funding to replace one to two miles of deteriorating metal storm drain piping with new reinforced concrete pipe (\$2.5M). Funding in this category will help achieve goals of the 2022 Council adopted Vision Zero Road Safety Action Plan to improve safety conditions for drivers and pedestrians on city streets, provide additional funding to improve road conditions, accelerate implementation of mobility projects that support disadvantaged communities and persons with disabilities where access to safe transportation is limited, and partner with the Flood Control District of Maricopa County (FCDMC) by providing 35 percent of the funding needed to do flood control projects in Laveen and implement the Hohokam Area Drainage Master Plan (the FCDMC will provide 65 percent of the funding). The total estimated ongoing operating costs associated with this program area is \$390,000.

Additionally, the Executive Committee's recommendations, each subcommittee's report, the Capital Needs Study, and all community feedback reports are available on the GO Bond website.

Other Considerations

Percent-for-Art: Consistent with Phoenix City Code, one percent of voter-authorized GO Bond funds would be reserved for public art projects. Certain activities such as land acquisition and equipment are excluded from the Percent-for-Art allocation. After accounting for exclusions, the Executive Committee's \$500 million recommendation would include approximately \$3.8 million in funds for the Public Art Program. If the City Council were to adjust the Executive Committee's recommendations, those adjustments may result in a change to the Percent-for-Art calculation. The City Code authorizes Percent-for-Art funds to be aggregated, or pooled, to the extent legally permissible. For a GO Bond program, funds could be pooled within a given proposition. For example, all Percent-for-Art funds associated with a Street Transportation and Drainage bond proposition could be used towards one Street Transportation and Drainage-related public art project, or could be used towards multiple related art projects. Funds would be available in allotments based on the timing of actual bond sales and would be reflected in the Public Art Plan presented to the City Council annually for review.

Environmental Impact of Proposed Projects: The 2006 GO Bond Program required all facilities within the program to be designed and constructed to meet at least minimum Leadership in Energy and Environmental Design (LEED) standards. Projects approved as part of the 2023 GO Bond Program will also be required to meet these objectives,

as well as those outlined in the Climate Action Plan and documented in the current General Plan. City staff, led by Public Works, are revising the Citywide building standards for new and renovation projects and plan to complete those updates by Fall 2023. The Offices of the City Engineer, Sustainability, Environmental Programs, Heat Response and Mitigation, and the Public Works Facilities Management team will work in partnership to develop modern building standards that reflect the City's goals towards a leadership role in sustainable planning and design of public facilities. Staff will incorporate green stormwater management in all projects. These practices can be incorporated into many building projects with minimal impact to overall project costs. All projects will be heat ready, which will include cool roofs and shade components in all new buildings, and in retrofits where possible. Coordination with all the offices and functions listed above will take place to incorporate these design elements and practices into all new buildings and renovation projects.

Project Scope: Certain projects/programs included in the Capital Needs Study are scalable, while others have specific scope identified to ensure service levels can be met based on department need and resident expectations. The Subcommittee and Executive Committee recommendations included reducing the scale and scope for certain projects. It is important to consider any further adjustment to the scope, square footage for example, of proposed projects including fire stations, libraries, and community centers would either hinder or impact the quality of service delivery.

Public Safety: As mentioned earlier in this report, acquisition of the 100 W. Washington building to serve as a new Police Department Headquarters is an investment totaling \$195 million. This in turn allows bond funding capacity to be available for other City projects and programs. The total Public Safety bond program amount recommended by the Executive Committee is \$132.5 million, for a combined Public Safety infrastructure investment if approved of \$327.5 million over the next five years. This is a significant amount dedicated to Public Safety infrastructure. **Attachment A** includes the itemized list of the Executive Committees' recommended projects for the Public Safety program area. Recommendations include four new fire stations, replacement of a Police precinct, and renovation of an existing precinct and property warehouse. Additionally, with recurring GO Bond Programs every five years it is possible for the Fire Department to build four to five new Fire Stations with every bond program, resulting in up to 19 new fire stations across the City.

Community Engagement

Community input is a priority to ensure bond projects reflect the needs of Phoenix residents. Staff developed a robust communications and engagement plan, which has provided multiple ways for residents to provide feedback on proposed bond projects. The plan has included the following:

- Dedicated GO Bond website to include instructional video in English and Spanish;
- GO Bond interactive tool (made available on dedicated website in English and Spanish) to allow residents to prioritize and recommend projects from the Capital Needs Study;
- Press releases/PHX Newsroom;
- Social media outreach;
- Targeted emails;
- Spanish and English Radio ads and interviews;
- Spanish and English Print ads - Arizona Republic, AZCentral, AZ Informant, La Voz, Prensa;
- Grocery TV ads;
- Flyer distributions via multiple City departments; and
- PAYS Newsletter.

Additionally, a dedicated public hearing was held on Sept. 14 and community input was solicited at all 34 bond committee meetings. Residents were able to attend in person or virtually to request to speak or provide written comments. Spanish interpretation services were provided at every meeting. Information about bond committee meetings, including the schedule and instructions on how to participate, was made available on the GO Bond dedicated website in July 2022 prior to committee meetings commencing in August 2022.

Community Feedback Reports were compiled twice per month, published on the GO Bond website, and provided to GO Bond Committee members. The most recent Community Feedback Report is included with this report for reference as **Attachment D**. The City received approximately 1,000 comments made by phone or email, through the GOPHX tool, and at GO Bond Committee meetings. Additionally, resident engagement with social media posts on FaceBook and Twitter included 15,943 clicks, comments, reactions and shares, and GO Bond Committee meetings had 7,295 views on YouTube.

RECOMMENDED ACTION

Staff recommends City Council action to:

- 1) Approve the GO Bond Executive Committee's recommendations; and
- 2) Direct staff to prepare ballot language for a November 2023 election, for review and approval by City Council.

Responsible Department

This item is submitted by City Manager Jeffrey Barton and the Budget and Research and Finance departments.

Attachment A



City of Phoenix

To: Mayor & City Council **Date:** November 22, 2022
From: Sharon Harper, Chairwoman General Obligation Bond Executive Committee
Subject: GENERAL OBLIGATION BOND COMMITTEE RECOMMENDATIONS

The General Obligation (GO) Bond Committee was charged by the City Council with an important and challenging task: to identify projects representing the highest priority needs totaling no more than \$500M. Over the course of 34 committee meetings, and after extensive public input including approximately 1,000 resident comments, the committee arrived at recommendations totaling \$500M for your consideration. A summary of recommendations by subcommittee program area is included below, and the full list of recommendations is attached for your reference (Attachment A).

The total population of projects recommended by the GO Bond Subcommittees totaled \$717M requiring difficult decisions to be made to arrive at our recommendations. The City Manager recommended targets by subcommittee program area for our consideration to serve as a starting point for deliberations. Determinants in development of each target included the ability of City staff to execute projects over the next five years, impacts to ongoing operating costs, and equitable distribution of projects throughout the City. The committee considered these factors and feedback from residents in our decision making.

GO Bond Executive Committee Recommendations

Program Area	\$ GO Bond
Arts & Culture	\$50,385,000
Economic Development & Education	38,000,000
Environment & Sustainability	26,000,000
Housing, Human Services & Homelessness	63,000,000
Neighborhoods & City Services	44,615,000
Parks & Recreation	64,000,000
Public Safety	132,500,000
Streets & Storm Drainage	81,500,000
Total	\$500,000,000

Additionally, the Executive Committee requested the City Council consider the below projects in the future if additional funding becomes available:

- Symphony Hall Theatrical Venue Improvements - \$5.7M
- Expansion of the Parsons Center for Health and Wellness - \$6.9M

It was an honor to serve as Chair of the GO Bond Executive Committee. I would like to thank my fellow committee members for their time and commitment to the process. I believe our recommendations reflect the highest priority needs of the City and will benefit all members of the community.

Sincerely,

A handwritten signature in black ink, appearing to read "Sharon Harper". The signature is fluid and cursive, with the first name "Sharon" being more prominent than the last name "Harper".

Sharon Harper
Chair, GO Bond Executive Committee

2023 GO Bond Program
Executive Committee Recommendations to City Council
Project Summary

Arts & Culture

Rank	Project Name	District(s)	GO Bond Funds	Ongoing Cost
1	Latino Cultural Center	7	21,626,050	512,216
2	Valley Youth Theatre Permanent Home	7	14,022,720	271,040
3	Children's Museum of Phoenix Expansion	8	5,373,988	105,230
4	Phoenix Center for the Arts Theater Improvements	7	1,194,312	0
5	Phoenix Theatre Company ADA Accesssibility	4	5,772,506	0
6	Arizona Jewish Historical Society Renovation & Expansion	7	2,010,424	0
7	Cultural Facilities Critical Equipment Replacements	Citywide	385,339	0
Arts & Culture Recommended Total			50,385,339	888,486

Economic Development & Education

Rank	Project Name	District(s)	GO Bond Funds	Ongoing Cost
1	Rio Reimagined Land Acquisition	7, 8	23,500,000	0
2	ASU Health Technology Center	Citywide	12,000,000	0
3	Spark Area Land Acquisition - Reuse and Redevelopment Strategy Implementation	8	2,500,000	0
Economic Development & Education Recommended Total			38,000,000	0

Environment & Sustainability

Rank	Project Name	District(s)	GO Bond Funds	Ongoing Cost
1	Energy and Water Efficiency and Renewable Energy Upgrades at City Facilities	Citywide	14,000,000	0
2	Heat Resiliency	Citywide	7,700,000	171,053
3	Brownfields Redevelopment Program for City-Owned Properties	Citywide	3,000,000	0
4	City Facility Vehicle Electrification Stations	Citywide	1,300,000	20,000
Environment & Sustainability Recommended Total			26,000,000	191,053

Housing, Human Services & Homelessness

Rank	Project Name	District(s)	GO Bond Funds	Ongoing Cost
1	Affordable Housing Property Preservation - Phase I	Citywide	33,170,454	0
2	Cesar Chavez Senior Center	7, 8	5,734,913	331,705
3	McDowell Senior Center Renovation	8	1,773,692	0
4	Choice Neighborhoods Housing Development Gap Funding	8	21,320,941	0
5	Innovation in Affordable Housing	Citywide	1,000,000	0
Housing, Human Services & Homelessness Recommended Total			63,000,000	331,705

2023 GO Bond Program
Executive Committee Recommendations to City Council
Project Summary

Neighborhoods & City Services

Rank	Project Name	District(s)	GO Bond Funds	Ongoing Cost
1	Branch Library at Estrella Civic Space	7	8,574,460	856,621
2	City Facility ADA Improvements	Citywide	10,100,000	0
3	Yucca Branch Library Expansion	5	10,626,991	1,288,064
4	Branch Library at Desert View Civic Space	2	10,313,210	856,621
5	Historic Preservation Programs	Citywide	5,000,000	0
Neighborhoods & City Services Recommended Total			44,614,661	3,001,306

Parks & Recreation

Rank	Project Name	District(s)	GO Bond Funds	Ongoing Cost
1	Citywide Funding for Parks Minor Capital Projects	Citywide	1,501,777	0
2	Esteban Park Recreation Center	8	4,505,333	296,572
3	South Mountain Roadway Safety Enhancements - Phase I	6, 8	7,695,631	0
4	Harmon Park Regional Pool and Three Splash Pad Sites	7, 8	12,789,840	279,540
5	Maryvale Park Regional Pool and Two Splash Pads Sites	4, 5	14,367,712	464,060
6	Estrella Civic Space - Phase I	7	8,352,835	1,600,000
7	Desert View Civic Space - Phase I	2	8,385,263	686,000
8	Telephone Pioneers of America Park Recreation Center Improvements	1	2,204,642	0
9	Mountain View Community Center Sports Complex Improvements	2, 3	1,193,412	0
10	Margaret T Hance Park Improvements	7	3,003,555	0
Parks & Recreation Recommended Total			64,000,000	3,326,172

Public Safety

Rank	Project Name	District(s)	GO Bond Funds	Ongoing Cost
1	Fire Station 7 / Community Assistance Program (7th Street & Hatcher Road)	3	21,408,057	3,727,000
2	Fire Station 13 / Community Assistance Program (44th Street & Thomas Road)	6, 8	21,753,090	3,727,000
3	Fire Station 15 / Community Assistance Program (45th Avenue & Camelback Road)	5	21,408,055	3,727,000
4	Cactus Park Precinct Replacement	1	37,338,657	0
5	Fire Station 51 (51st Avenue & SR 303)	1	18,577,682	7,529,000
6	Police Property Management Warehouse Renovation	7	9,027,896	0
7	Maryvale Police Precinct Renovation	4, 5, 7	2,986,563	0
Public Safety Recommended Total			132,500,000	18,710,000

**2023 GO Bond Program
Executive Committee Recommendations to City Council
Project Summary**

Streets & Storm Drainage

Rank	Project Name	District(s)	GO Bond Funds	Ongoing Cost
1	Vision Zero Implementation	Citywide	16,922,765	258,393
2	Equity Based Transportation Mobility - T2050 Mobility Implementation	Citywide	12,570,371	127,343
3	Laveen Flood Mitigation	7	8,230,401	0
4	Pavement Maintenance Supplement	Citywide	22,030,869	0
5	Hohokam Drainage Program	8	19,245,594	0
6	Storm Drain Replacement Program	Citywide	2,500,000	0
Streets & Storm Drainage Recommended Total			81,500,000	385,736
Executive Committee Bond Program Recommended Total			500,000,000	26,834,458

ARTS & CULTURE
2023 GO Bond Program
Executive Committee Recommendations to City Council

Rank	Project Name	Total Cost	Other Funds	GO Bond Funds	Ongoing Cost
1	Latino Cultural Center Location: 1202 North 3rd Street (North Building at Hance Park) District: 7	21,626,050	0	21,626,050	512,216
2	Valley Youth Theatre Permanent Home Location: 525 North 1st Street District: 7	14,022,720	0	14,022,720	271,040
3	Children's Museum of Phoenix Expansion Location: 215 North 7th Street District: 8	5,373,988	0	5,373,988	105,230
4	Phoenix Center for the Arts Theater Improvements Location: 1202 North 3rd Street District: 7	1,194,312	0	1,194,312	0
5	Phoenix Theatre Company ADA Accesssibility Location: 1825 North Central Avenue District: 4	7,774,993	2,002,487	5,772,506	0
6	Arizona Jewish Historical Society Renovation & Expansion Location: 122 East Culver Street District: 7	2,010,424	0	2,010,424	0
7	Cultural Facilities Critical Equipment Replacements Location: Various District: Citywide	385,339	0	385,339	0
Arts & Culture Recommended Total		52,387,826	2,002,487	50,385,339	888,486

ARTS & CULTURE
2023 GO Bond Program
Executive Committee Recommendations to City Council
Project Detail

Latino Cultural Center

Rank: 1

1202 North 3rd Street (North Building at Hance Park) (District: 7)

TOTAL PROJECT COST	OTHER FUNDING	GO BOND FUNDING
\$21,626,050	\$0	\$21,626,050

SCOPE

Design and construct a world-class Latino Cultural Center in accordance with the Latino Center Ad Hoc Committee recommendations that were approved by City Council in September 2020. The funding level anticipates that a 22,000 square foot center would be located at the North Building at Hance Park.

BENEFIT

The Latino Cultural Center will be a premier center that celebrates the diversity, legacies, and influences of Latino culture in America's Southwest region. The center will be inclusive, welcoming, participatory, and accessible to all residents of Phoenix and beyond. It will provide programs and activities focusing on education for all ages in arts, culture, and critical issues to the Latino community. The cultural center will be adaptive and responsive to a wide range of representation and needs for optimal participation and experience. Finally, the center will be an administrative and artistic conduit for the existing Latino arts and culture community and programming defined by partnerships and collaboration.

COST ELEMENTS	2024-25	2025-26	2026-27	2027-28	2028-29	5-YR TOTAL
STUDY	0	0	0	0	0	0
REAL PROPERTY	0	0	0	0	0	0
DESIGN / ENGINEERING	1,718,400	0	0	0	0	1,718,400
CONSTRUCTION / DEMO	0	17,487,000	0	0	0	17,487,000
EQUIPMENT	0	2,228,596	0	0	0	2,228,596
MOVE-IN EXPENSES	0	0	0	0	0	0
<i>PERCENT FOR ART</i>						192,054
TOTAL PROJECT COST	1,718,400	19,715,596	0	0	0	21,626,050

OTHER FUNDING	2024-25	2025-26	2026-27	2027-28	2028-29	5-YR TOTAL
N/A	0	0	0	0	0	0

ON-GOING EXPENSES	ANNUAL COST
STAFF	376,696
CONTRACTUALS	135,520
COMMODITIES	0
INTERDEPARTMENTAL	0
ON-GOING CAPITAL	0
TOTAL OPERATING	512,216

ARTS & CULTURE
2023 GO Bond Program
Executive Committee Recommendations to City Council
Project Detail

Valley Youth Theatre Permanent Home

Rank: 2

525 North 1st Street (District: 7)

TOTAL PROJECT COST	OTHER FUNDING	GO BOND FUNDING
\$14,022,720	\$0	\$14,022,720

SCOPE

Secure land, design and construct a new Valley Youth Center for the Arts to provide a permanent home for the Valley Youth Theatre. The Center includes a 300-seat feature theatre plus a 99-seat studio theatre for smaller productions. Also included are office and meeting space, rehearsal/workshop space, dance studios, galleries and space for set, costumes, prop shops and storage.

BENEFIT

The current home of The Valley Youth Theatre was acquired by ASU through an agreement with the City and is slated to be incorporated in the ASU Downtown Campus, displacing The Valley Youth Theatre. The new Valley Youth Center for the Arts will provide a permanent home for The Valley Youth Theatre while allowing for significant expansion of youth arts programs and events in Phoenix.

COST ELEMENTS	2024-25	2025-26	2026-27	2027-28	2028-29	5-YR TOTAL
STUDY	435,234	0	0	0	0	435,234
REAL PROPERTY	0	0	0	0	0	0
DESIGN / ENGINEERING	3,046,638	0	0	0	0	3,046,638
CONSTRUCTION / DEMO	0	4,429,084	4,520,644	0	0	8,949,728
EQUIPMENT	0	0	1,471,156	0	0	1,471,156
MOVE-IN EXPENSES	0	0	0	0	0	0
<i>PERCENT FOR ART</i>						119,964
TOTAL PROJECT COST	3,481,872	4,429,084	5,991,800	0	0	14,022,720

OTHER FUNDING	2024-25	2025-26	2026-27	2027-28	2028-29	5-YR TOTAL
N/A	0	0	0	0	0	0

ON-GOING EXPENSES	ANNUAL COST
STAFF	0
CONTRACTUALS	271,040
COMMODITIES	0
INTERDEPARTMENTAL	0
ON-GOING CAPITAL	0
TOTAL OPERATING	271,040

ARTS & CULTURE
2023 GO Bond Program
Executive Committee Recommendations to City Council
Project Detail

Children's Museum of Phoenix Expansion

Rank: 3

215 North 7th Street (District: 8)

TOTAL PROJECT COST	OTHER FUNDING	GO BOND FUNDING
\$5,373,988	\$0	\$5,373,988

SCOPE

Renovate and upgrade all unfinished spaces in the historic Monroe School building, including 17,621 square feet of public space for exhibits and programs, and 9,922 square feet of under-finished service support space, to make the entire building usable and bring it up to current building codes. Work needed includes abatement, demolition, structural, mechanical/HVAC, plumbing, electrical, flooring, drywall, finishes, windows/doors and ADA compliance. Two rooms require major structural improvements, 8 rooms do not have certificates-of-occupancy, 5 rooms have no air conditioning, 8+ areas need lead abatement, and all 11 unfinished rooms need drywall, electrical upgrades and lighting.

BENEFIT

The renovation will increase public space by over 1/3, increasing annual capacity by 150,000+ visitors. The Children's Museum will increase the number and variety of exhibits and programs they offer, which will directly impact young children and families who have suffered social, emotional, and developmental learning losses because of COVID. There will be increased access to the Museum by community partners, schools, and other social impact organizations; and the Children's Museum will be able to move forward with its plans to develop an early childhood educator training institute - increasing the number of high-quality childcare providers in the city. Additional revenue generation will benefit the Children's Museum's financial resiliency.

COST ELEMENTS	2024-25	2025-26	2026-27	2027-28	2028-29	5-YR TOTAL
STUDY	0	0	0	0	0	0
REAL PROPERTY	0	0	0	0	0	0
DESIGN / ENGINEERING	103,320	0	0	0	0	103,320
CONSTRUCTION / DEMO	0	3,937,049	1,000,000	0	0	4,937,049
EQUIPMENT	0	0	283,215	0	0	283,215
MOVE-IN EXPENSES	0	0	0	0	0	0
<i>PERCENT FOR ART</i>						50,404
TOTAL PROJECT COST	103,320	3,937,049	1,283,215	0	0	5,373,988

OTHER FUNDING	2024-25	2025-26	2026-27	2027-28	2028-29	5-YR TOTAL
N/A	0	0	0	0	0	0

ON-GOING EXPENSES	ANNUAL COST
STAFF	0
CONTRACTUALS	105,230
COMMODITIES	0
INTERDEPARTMENTAL	0
ON-GOING CAPITAL	0
TOTAL OPERATING	105,230

ARTS & CULTURE
2023 GO Bond Program
Executive Committee Recommendations to City Council
Project Detail

Phoenix Center for the Arts Theater Improvements

Rank: 4

1202 North 3rd Street (District: 7)

TOTAL PROJECT COST	OTHER FUNDING	GO BOND FUNDING
\$1,194,312	\$0	\$1,194,312

SCOPE

Replace/upgrade theatrical lighting, audio systems, seating, rigging, and the outdoor marquee at the Phoenix Center for the Arts Third Street Theater. The facility hosts over 150 performances a year from resident companies and rentals.

BENEFIT

The Phoenix Center for the Arts Third Street Theater facility will be brought up to current industry standards to better serve the needs of the community, including artists, performers, students, patrons, and residents. Repairs are not possible as replacement parts are no longer manufactured. As a result, the non-profits, youth theater, choral, and dance groups that utilize this performance space are forced to work around dark spots on the stage, or opt for a venue with newer technology. Failure to fund this project may result in cancellation of services, programs and theatrical events.

COST ELEMENTS	2024-25	2025-26	2026-27	2027-28	2028-29	5-YR TOTAL
STUDY	0	0	0	0	0	0
REAL PROPERTY	0	0	0	0	0	0
DESIGN / ENGINEERING	0	0	0	0	0	0
CONSTRUCTION / DEMO	0	0	0	0	0	0
EQUIPMENT	1,194,312	0	0	0	0	1,194,312
MOVE-IN EXPENSES	0	0	0	0	0	0
<i>PERCENT FOR ART</i>						0
TOTAL PROJECT COST	1,194,312	0	0	0	0	1,194,312

OTHER FUNDING	2024-25	2025-26	2026-27	2027-28	2028-29	5-YR TOTAL
N/A	0	0	0	0	0	0

ON-GOING EXPENSES	ANNUAL COST
STAFF	0
CONTRACTUALS	0
COMMODITIES	0
INTERDEPARTMENTAL	0
ON-GOING CAPITAL	0
TOTAL OPERATING	0

ARTS & CULTURE
2023 GO Bond Program
Executive Committee Recommendations to City Council
Project Detail

Phoenix Theatre Company ADA Accessibility

Rank: 5

1825 North Central Avenue (District: 4)

TOTAL PROJECT COST	OTHER FUNDING	GO BOND FUNDING
\$7,774,993	\$2,002,487	\$5,772,506

SCOPE

Construct a 3-floor, approximately 13,000 square-foot building on land at the southwest corner of Alvarado Road and Coronado Road, adjacent to the Phoenix Theater Company's existing facility. The building would address urgent accessibility issues, offering ADA accessible office, classroom/studio and rehearsal spaces. These improvements would accompany separate improvements planned by the Phoenix Theater Company to expand the Hormel Theater from 250 to 500 seats and increase its technical capabilities. Bond funding would be supplemented by \$2 million in cost share from the Phoenix Theater Company.

BENEFIT

The Phoenix Theatre Company's main rehearsal hall and dance studio are located on the second floor of its administrative section. They are not ADA accessible and cannot be retrofitted due to the physical constraints of the two stairwells that provide entry. There are no other accessible spaces on the campus that approximate the layout of the Mainstage. The Phoenix Theater Company cannot hire actors, directors, musicians, stage management and other artists with mobility issues. The second floor also contains the administrative conference room and a third of the administrative offices, which are similarly inaccessible to staff with mobility issues. Ground floor administrative offices are additionally difficult to access, requiring a staff member who uses a wheelchair to pull himself hand-over-hand up a ramp that is not ADA compliant. The proposed new building would provide ADA accessible rehearsal, office and classroom/studio spaces, remediating these significant ADA deficiencies.

COST ELEMENTS	2024-25	2025-26	2026-27	2027-28	2028-29	5-YR TOTAL
STUDY	0	0	0	0	0	0
REAL PROPERTY	0	0	0	0	0	0
DESIGN / ENGINEERING	1,613,513	0	0	0	0	1,613,513
CONSTRUCTION / DEMO	4,101,839	0	0	0	0	4,101,839
EQUIPMENT	2,002,487	0	0	0	0	2,002,487
MOVE-IN EXPENSES	0	0	0	0	0	0
<i>PERCENT FOR ART</i>						57,154
TOTAL PROJECT COST	7,717,839	0	0	0	0	7,774,993

OTHER FUNDING	2024-25	2025-26	2026-27	2027-28	2028-29	5-YR TOTAL
Phoenix Theater Company	2,002,487	0	0	0	0	2,002,487

ON-GOING EXPENSES	ANNUAL COST
STAFF	0
CONTRACTUALS	0
COMMODITIES	0
INTERDEPARTMENTAL	0
ON-GOING CAPITAL	0
TOTAL OPERATING	0

ARTS & CULTURE
2023 GO Bond Program
Executive Committee Recommendations to City Council
Project Detail

Arizona Jewish Historical Society Renovation & Expansion

Rank: 6

122 East Culver Street (District: 7)

TOTAL PROJECT COST	OTHER FUNDING	GO BOND FUNDING
\$2,010,424	\$0	\$2,010,424

SCOPE

Update and expand the Cutler Plotkin Jewish Heritage Center to include a 17,000 square foot addition, a state-of-the-art Holocaust Education Center, the Robert Stutz We Remember art collection, a special exhibit gallery, classrooms and event space. The upgrades includes new displays, technology, and lighting. The new design will update the existing building while preserving the historical integrity.

BENEFIT

Phoenix is the largest U.S. City that does not have a Holocaust museum. This center will provide students, teachers and the community an opportunity to see, hear and learn the history and lessons of the Holocaust and its global relevancy.

COST ELEMENTS	2024-25	2025-26	2026-27	2027-28	2028-29	5-YR TOTAL
STUDY	0	0	0	0	0	0
REAL PROPERTY	0	0	0	0	0	0
DESIGN / ENGINEERING	0	0	0	0	0	0
CONSTRUCTION / DEMO	1,990,519	0	0	0	0	1,990,519
EQUIPMENT	0	0	0	0	0	0
MOVE-IN EXPENSES	0	0	0	0	0	0
<i>PERCENT FOR ART</i>						19,905
TOTAL PROJECT COST	1,990,519	0	0	0	0	2,010,424

OTHER FUNDING	2024-25	2025-26	2026-27	2027-28	2028-29	5-YR TOTAL
N/A	0	0	0	0	0	0

ON-GOING EXPENSES	ANNUAL COST
STAFF	0
CONTRACTUALS	0
COMMODITIES	0
INTERDEPARTMENTAL	0
ON-GOING CAPITAL	0
TOTAL OPERATING	0

ARTS & CULTURE
2023 GO Bond Program
Executive Committee Recommendations to City Council
Project Detail

Cultural Facilities Critical Equipment Replacements

Rank: 7

Various (District: Citywide)

TOTAL PROJECT COST	OTHER FUNDING	GO BOND FUNDING
\$385,339	\$0	\$385,339

SCOPE

Extend the functional life of City-owned cultural facilities by replacing critical equipment and plumbing/mechanical systems, performing maintenance on necessary structural elements (e.g. parking lots and roofing), and completing cosmetics updates where needed.

BENEFIT

Ensure long-term service continuity of the City's cultural centers and facilities, and prevent conditions from becoming unsafe to the public and staff as a result from continued deferred maintenance. Failure to properly maintain infrastructure and replace aging equipment can lead to disruptive facility shutdowns, cause irreparable damage, and lead to costly repairs.

COST ELEMENTS	2024-25	2025-26	2026-27	2027-28	2028-29	5-YR TOTAL
STUDY	0	0	0	0	0	0
REAL PROPERTY	0	0	0	0	0	0
DESIGN / ENGINEERING	0	0	0	0	0	0
CONSTRUCTION / DEMO	0	0	0	0	0	0
EQUIPMENT	385,339	0	0	0	0	385,339
MOVE-IN EXPENSES	0	0	0	0	0	0
<i>PERCENT FOR ART</i>						0
TOTAL PROJECT COST	385,339	0	0	0	0	385,339

OTHER FUNDING	2024-25	2025-26	2026-27	2027-28	2028-29	5-YR TOTAL
N/A	0	0	0	0	0	0

ON-GOING EXPENSES	ANNUAL COST
STAFF	0
CONTRACTUALS	0
COMMODITIES	0
INTERDEPARTMENTAL	0
ON-GOING CAPITAL	0
TOTAL OPERATING	0

ECONOMIC DEVELOPMENT & EDUCATION
2023 GO Bond Program
Executive Committee Recommendations to City Council

Rank	Project Name	Total Cost	Other Funds	GO Bond Funds	Ongoing Cost
1	Rio Reimagined Land Acquisition Location: TBD District: 7, 8	23,500,000	0	23,500,000	0
2	ASU Health Technology Center Location: TBD District: Citywide	12,000,000	0	12,000,000	0
3	Spark Area Land Acquisition - Reuse and Redevelopment Strategy Implementation Location: Various District: 8	2,500,000	0	2,500,000	0
Economic Development & Education Recommended Total		38,000,000	0	38,000,000	0

ECONOMIC DEVELOPMENT & EDUCATION
2023 GO Bond Program
Executive Committee Recommendations to City Council
Project Detail

Rio Reimagined Land Acquisition

Rank: 1

TBD (District: 7, 8)

TOTAL PROJECT COST	OTHER FUNDING	GO BOND FUNDING
\$23,500,000	\$0	\$23,500,000

SCOPE

Acquire land and perform predevelopment activities that may include environmental assessments and cleanup necessary to prepare economically attractive sites along the Rio Salado for development.

BENEFIT

Establish development-ready sites along the Rio Salado which have been positioned to facilitate the City's long term vision of this area.

COST ELEMENTS	2024-25	2025-26	2026-27	2027-28	2028-29	5-YR TOTAL
STUDY	0	0	0	0	0	0
REAL PROPERTY	4,750,000	4,750,000	4,750,000	4,750,000	4,500,000	23,500,000
DESIGN / ENGINEERING	0	0	0	0	0	0
CONSTRUCTION / DEMO	0	0	0	0	0	0
EQUIPMENT	0	0	0	0	0	0
MOVE-IN EXPENSES	0	0	0	0	0	0
<i>PERCENT FOR ART</i>						0
TOTAL PROJECT COST	4,750,000	4,750,000	4,750,000	4,750,000	4,500,000	23,500,000

OTHER FUNDING	2024-25	2025-26	2026-27	2027-28	2028-29	5-YR TOTAL
N/A	0	0	0	0	0	0

ON-GOING EXPENSES	ANNUAL COST
STAFF	0
CONTRACTUALS	0
COMMODITIES	0
INTERDEPARTMENTAL	0
ON-GOING CAPITAL	0
TOTAL OPERATING	0

ECONOMIC DEVELOPMENT & EDUCATION
2023 GO Bond Program
Executive Committee Recommendations to City Council
Project Detail

ASU Health Technology Center

Rank: 2

TBD (District: Citywide)

TOTAL PROJECT COST	OTHER FUNDING	GO BOND FUNDING
\$12,000,000	\$0	\$12,000,000

SCOPE

In partnership with Arizona State University, invest in infrastructure and public building improvements related to the development of a \$75 million to \$130 million Health Technology Center.

BENEFIT

Develop a new set of programs in Public Health Technology, including advanced training and degree programs (including advanced nursing) and retraining of existing workforce.

COST ELEMENTS	2024-25	2025-26	2026-27	2027-28	2028-29	5-YR TOTAL
STUDY	0	0	0	0	0	0
REAL PROPERTY	0	0	0	0	0	0
DESIGN / ENGINEERING	0	0	0	0	0	0
CONSTRUCTION / DEMO	0	0	11,881,188	0	0	11,881,188
EQUIPMENT	0	0	0	0	0	0
MOVE-IN EXPENSES	0	0	0	0	0	0
<i>PERCENT FOR ART</i>						118,812
TOTAL PROJECT COST	0	0	11,881,188	0	0	12,000,000
OTHER FUNDING	2024-25	2025-26	2026-27	2027-28	2028-29	5-YR TOTAL
N/A	0	0	0	0	0	0

ON-GOING EXPENSES	ANNUAL COST
STAFF	0
CONTRACTUALS	0
COMMODITIES	0
INTERDEPARTMENTAL	0
ON-GOING CAPITAL	0
TOTAL OPERATING	0

ECONOMIC DEVELOPMENT & EDUCATION
2023 GO Bond Program
Executive Committee Recommendations to City Council
Project Detail

Spark Area Land Acquisition - Reuse and Redevelopment Strategy Implementation

Rank: 3

Various (District: 8)

TOTAL PROJECT COST	OTHER FUNDING	GO BOND FUNDING
\$2,500,000	\$0	\$2,500,000

SCOPE

The Land Reuse Strategy Planning Area Plan was developed in 2017 to address the reuse and redevelopment of fragmented City-owned parcels located roughly between 7th and 16th Streets, Washington Street and University Drive. This program will fund the acquisition of private parcels, as they become available, to fill in ownership gaps and facilitate redevelopment in these areas.

BENEFIT

This program would help implement the City's long-term vision for Spark areas. Consolidating small fragmented parcels will improve marketability and facilitate the reuse and redevelopment of these parcels to help reactivate commercial areas with strong potential.

COST ELEMENTS	2024-25	2025-26	2026-27	2027-28	2028-29	5-YR TOTAL
STUDY	0	0	0	0	0	0
REAL PROPERTY	500,000	500,000	500,000	500,000	500,000	2,500,000
DESIGN / ENGINEERING	0	0	0	0	0	0
CONSTRUCTION / DEMO	0	0	0	0	0	0
EQUIPMENT	0	0	0	0	0	0
MOVE-IN EXPENSES	0	0	0	0	0	0
<i>PERCENT FOR ART</i>						0
TOTAL PROJECT COST	500,000	500,000	500,000	500,000	500,000	2,500,000
OTHER FUNDING	2024-25	2025-26	2026-27	2027-28	2028-29	5-YR TOTAL
N/A	0	0	0	0	0	0

ON-GOING EXPENSES	ANNUAL COST
STAFF	0
CONTRACTUALS	0
COMMODITIES	0
INTERDEPARTMENTAL	0
ON-GOING CAPITAL	0
TOTAL OPERATING	0

ENVIRONMENT & SUSTAINABILITY
2023 GO Bond Program
Executive Committee Recommendations to City Council

Rank	Project Name	Total Cost	Other Funds	GO Bond Funds	Ongoing Cost
1	Energy and Water Efficiency and Renewable Energy Upgrades at City Facilities Location: Various District: Citywide	14,000,000	0	14,000,000	0
2	Heat Resiliency Location: Citywide District: Citywide	7,700,000	0	7,700,000	171,053
3	Brownfields Redevelopment Program for City-Owned Properties Location: Citywide District: Citywide	3,000,000	0	3,000,000	0
4	City Facility Vehicle Electrification Stations Location: Various District: Citywide	1,300,000	0	1,300,000	20,000
Environment & Sustainability Recommended Total		26,000,000	0	26,000,000	191,053

ENVIRONMENT & SUSTAINABILITY
2023 GO Bond Program
Executive Committee Recommendations to City Council
Project Detail

Energy and Water Efficiency and Renewable Energy Upgrades at City Facilities

Rank: 1

Various (District: Citywide)

TOTAL PROJECT COST	OTHER FUNDING	GO BOND FUNDING
\$14,000,000	\$0	\$14,000,000

SCOPE

Install energy efficient HVAC equipment or other climate control systems to reduce energy consumption and greenhouse gas emissions from City facilities. Facility Condition Assessments identified the need to replace aging and inefficient HVAC systems at many facilities including City-operated community and recreation centers, arts and cultural facilities, and administrative buildings. Additionally, implement renewable energy solutions, such as solar, where appropriate.

BENEFIT

Avoid service disruptions that may result from unplanned equipment and/or systems failures. Reduce operating expenses of certain City facilities by integrating the best available technologies. Reduce greenhouse gas emissions and other climate impacts caused by City operations.

COST ELEMENTS	2024-25	2025-26	2026-27	2027-28	2028-29	5-YR TOTAL
STUDY	0	0	0	0	0	0
REAL PROPERTY	0	0	0	0	0	0
DESIGN / ENGINEERING	0	0	0	0	0	0
CONSTRUCTION / DEMO	0	0	0	0	0	0
EQUIPMENT	4,500,000	4,500,000	1,750,000	1,750,000	1,500,000	14,000,000
MOVE-IN EXPENSES	0	0	0	0	0	0
<i>PERCENT FOR ART</i>						0
TOTAL PROJECT COST	4,500,000	4,500,000	1,750,000	1,750,000	1,500,000	14,000,000

OTHER FUNDING	2024-25	2025-26	2026-27	2027-28	2028-29	5-YR TOTAL
N/A	0	0	0	0	0	0

ON-GOING EXPENSES	ANNUAL COST
STAFF	0
CONTRACTUALS	0
COMMODITIES	0
INTERDEPARTMENTAL	0
ON-GOING CAPITAL	0
TOTAL OPERATING	0

ENVIRONMENT & SUSTAINABILITY
2023 GO Bond Program
Executive Committee Recommendations to City Council
Project Detail

Heat Resiliency

Rank: 2

Citywide (District: Citywide)

TOTAL PROJECT COST	OTHER FUNDING	GO BOND FUNDING
\$7,700,000	\$0	\$7,700,000

SCOPE

Expand the City's Tree Planting, Green Infrastructure, Cool Roofs, Cool Corridors and Cool Pavements programs. Implement other emerging ideas to address heat resiliency within City facilities, infrastructure, land or rights-of-way.

BENEFIT

Reduce the impacts of climate change and urban heat on resident and visitor health. This program will be most impactful in locations where residents tend to have limited access to vehicles, and must walk or bike to their destinations with greater frequency. This program can help to address historical equity issues in parts of the City where residents are more vulnerable to heat-related hazards.

COST ELEMENTS	2024-25	2025-26	2026-27	2027-28	2028-29	5-YR TOTAL
STUDY	400,650	0	0	0	0	400,650
REAL PROPERTY	0	0	0	0	0	0
DESIGN / ENGINEERING	0	360,875	360,875	0	0	721,750
CONSTRUCTION / DEMO	0	3,254,645	3,254,645	0	0	6,509,290
EQUIPMENT	0	0	0	0	0	0
MOVE-IN EXPENSES	0	0	0	0	0	0
<i>PERCENT FOR ART</i>						68,310
TOTAL PROJECT COST	400,650	3,615,520	3,615,520	0	0	7,700,000

OTHER FUNDING	2024-25	2025-26	2026-27	2027-28	2028-29	5-YR TOTAL
N/A	0	0	0	0	0	0

ON-GOING EXPENSES	ANNUAL COST
STAFF	117,053
CONTRACTUALS	54,000
COMMODITIES	0
INTERDEPARTMENTAL	0
ON-GOING CAPITAL	0
TOTAL OPERATING	171,053

ENVIRONMENT & SUSTAINABILITY
2023 GO Bond Program
Executive Committee Recommendations to City Council
Project Detail

Brownfields Redevelopment Program for City-Owned Properties

Rank: 3

Citywide (District: Citywide)

TOTAL PROJECT COST	OTHER FUNDING	GO BOND FUNDING
\$3,000,000	\$0	\$3,000,000

SCOPE

Funding to assist City departments with pre-development costs associated with environmentally contaminated properties. Preference would be given to projects located within the following targeted areas: Rio Reimagined Project Area, West Phoenix Revitalization Area, Infill Incentive Area, Transit-Oriented Development Areas, Downtown Development Area, Designated Redevelopment Areas and Neighborhood Initiative Areas.

BENEFIT

Mayor and Council approved the Phoenix Climate Action Plan (PCAP) in 2021. This program supports the PCAP by addressing public health and environmental hazards, expanding green space, and creating sustainability opportunities (e.g. green buildings and infrastructure). Without this funding source, contaminated properties may remain blighted, undeveloped, and a burden to the local community.

COST ELEMENTS	2024-25	2025-26	2026-27	2027-28	2028-29	5-YR TOTAL
STUDY	1,000,000	1,000,000	1,000,000	0	0	3,000,000
REAL PROPERTY	0	0	0	0	0	0
DESIGN / ENGINEERING	0	0	0	0	0	0
CONSTRUCTION / DEMO	0	0	0	0	0	0
EQUIPMENT	0	0	0	0	0	0
MOVE-IN EXPENSES	0	0	0	0	0	0
<i>PERCENT FOR ART</i>						0
TOTAL PROJECT COST	1,000,000	1,000,000	1,000,000	0	0	3,000,000

OTHER FUNDING	2024-25	2025-26	2026-27	2027-28	2028-29	5-YR TOTAL
N/A	0	0	0	0	0	0

ON-GOING EXPENSES	ANNUAL COST
STAFF	0
CONTRACTUALS	0
COMMODITIES	0
INTERDEPARTMENTAL	0
ON-GOING CAPITAL	0
TOTAL OPERATING	0

ENVIRONMENT & SUSTAINABILITY
2023 GO Bond Program
Executive Committee Recommendations to City Council
Project Detail

City Facility Vehicle Electrification Stations

Rank: 4

Various (District: Citywide)

TOTAL PROJECT COST	OTHER FUNDING	GO BOND FUNDING
\$1,300,000	\$0	\$1,300,000

SCOPE

Provide electrification infrastructure at city facilities to support the city's fleet, residents and employees. The number and type of installations funded by this item are driven by capital needs identified by an ongoing fleet electrification study.

BENEFIT

Mayor and Council approved the Phoenix Climate Action Plan (PCAP) in 2021. This program supports the PCAP by reducing aggregate greenhouse gas emissions related to automobile activity. Not funding this program could delay the availability of charging infrastructure.

COST ELEMENTS	2024-25	2025-26	2026-27	2027-28	2028-29	5-YR TOTAL
STUDY	0	0	0	0	0	0
REAL PROPERTY	0	0	0	0	0	0
DESIGN / ENGINEERING	0	0	0	0	0	0
CONSTRUCTION / DEMO	0	0	0	0	0	0
EQUIPMENT	650,000	650,000	0	0	0	1,300,000
MOVE-IN EXPENSES	0	0	0	0	0	0
<i>PERCENT FOR ART</i>						0
TOTAL PROJECT COST	650,000	650,000	0	0	0	1,300,000

OTHER FUNDING	2024-25	2025-26	2026-27	2027-28	2028-29	5-YR TOTAL
N/A	0	0	0	0	0	0

ON-GOING EXPENSES	ANNUAL COST
STAFF	0
CONTRACTUALS	20,000
COMMODITIES	0
INTERDEPARTMENTAL	0
ON-GOING CAPITAL	0
TOTAL OPERATING	20,000

HOUSING, HUMAN SERVICES & HOMELESSNESS
2023 GO Bond Program
Executive Committee Recommendations to City Council

Rank	Project Name	Total Cost	Other Funds	GO Bond Funds	Ongoing Cost
1	Affordable Housing Property Preservation - Phase I Location: Various District: Citywide	33,170,454	0	33,170,454	0
2	Cesar Chavez Senior Center Location: Cesar Chavez Regional Park District: 7, 8	9,734,913	4,000,000	5,734,913	331,705
3	McDowell Senior Center Renovation Location: 1845 East McDowell Road District: 8	1,773,692	0	1,773,692	0
4	Choice Neighborhoods Housing Development Gap Funding Location: Edison-Eastlake Community District: 8	21,320,941	0	21,320,941	0
5	Innovation in Affordable Housing Location: Various District: Citywide	1,000,000	0	1,000,000	0
Housing, Human Services & Homelessness Recommended Total		67,000,000	4,000,000	63,000,000	331,705

HOUSING, HUMAN SERVICES & HOMELESSNESS
2023 GO Bond Program
Executive Committee Recommendations to City Council
Project Detail

Affordable Housing Property Preservation - Phase I

Rank: 1

Various (District: Citywide)

TOTAL PROJECT COST	OTHER FUNDING	GO BOND FUNDING
\$33,170,454	\$0	\$33,170,454

SCOPE

Renovate and preserve up to 610 affordable housing units at 4 properties where physical condition assessments have been completed and identified critical needs. Renovations include structural repairs, electrical and mechanical improvements, HVAC replacements, and other updates. Complete Facility Condition Assessments at 16 additional Housing Department properties.

BENEFIT

Mayor and Council approved the Housing Phoenix Plan (HPP) in 2020 that established a goal to create and preserve 50,000 housing units by 2030. The 7th initiative of the HPP is: Expand Efforts to Preserve Existing Housing Stock. This program supports the HPP's mission to preserve affordable housing units in the Housing Department portfolio for low to moderate income families, individuals, seniors, and special populations. All affordable rental properties that benefit from this program are owned by the City and managed by professional management companies. There are no federal funding programs available for on-going maintenance and repairs at these properties. Not funding this program would result in fewer affordable housing units that are suitable for occupancy, higher cost of future repairs and equipment replacements, more frequent disruptions from system outages, and potential safety issues for residents.

COST ELEMENTS	2024-25	2025-26	2026-27	2027-28	2028-29	5-YR TOTAL
STUDY	229,120	0	0	0	0	229,120
REAL PROPERTY	0	0	0	0	0	0
DESIGN / ENGINEERING	1,704,653	0	1,713,456	0	0	3,418,109
CONSTRUCTION / DEMO	0	14,455,920	0	14,741,153	0	29,197,073
EQUIPMENT	0	0	0	0	0	0
MOVE-IN EXPENSES	0	0	0	0	0	0
<i>PERCENT FOR ART</i>						326,152
TOTAL PROJECT COST	1,933,773	14,455,920	1,713,456	14,741,153	0	33,170,454

OTHER FUNDING	2024-25	2025-26	2026-27	2027-28	2028-29	5-YR TOTAL
N/A	0	0	0	0	0	0

ON-GOING EXPENSES	ANNUAL COST
STAFF	0
CONTRACTUALS	0
COMMODITIES	0
INTERDEPARTMENTAL	0
ON-GOING CAPITAL	0
TOTAL OPERATING	0

HOUSING, HUMAN SERVICES & HOMELESSNESS
2023 GO Bond Program
Executive Committee Recommendations to City Council
Project Detail

Cesar Chavez Senior Center

Rank: 2

Cesar Chavez Regional Park (District: 7, 8)

TOTAL PROJECT COST	OTHER FUNDING	GO BOND FUNDING
\$9,734,913	\$4,000,000	\$5,734,913

SCOPE

Design and construct a new 12,600 square foot multi-purpose senior center adjacent to the Cesar Chavez Community Center.

BENEFIT

The new Cesar Chavez Senior Center would serve seniors in the immediate area as well as many neighboring zip codes. Human Services currently has membership of more than 1,000 seniors that reside near the location of the proposed Cesar Chavez Senior Center.

COST ELEMENTS	2024-25	2025-26	2026-27	2027-28	2028-29	5-YR TOTAL
STUDY	171,840	0	0	0	0	171,840
REAL PROPERTY	0	0	0	0	0	0
DESIGN / ENGINEERING	0	2,644,034	0	0	0	2,644,034
CONSTRUCTION / DEMO	0	0	6,746,733	0	0	6,746,733
EQUIPMENT	0	0	116,680	0	0	116,680
MOVE-IN EXPENSES	0	0	0	0	0	0
<i>PERCENT FOR ART</i>						55,626
TOTAL PROJECT COST	171,840	2,644,034	6,863,413	0	0	9,734,913

OTHER FUNDING	2024-25	2025-26	2026-27	2027-28	2028-29	5-YR TOTAL
2006 Bond / Sale of parcel	171,840	2,644,034	1,184,126	0	0	4,000,000

ON-GOING EXPENSES	ANNUAL COST
STAFF	209,813
CONTRACTUALS	93,531
COMMODITIES	1,200
INTERDEPARTMENTAL	27,161
ON-GOING CAPITAL	0
TOTAL OPERATING	331,705

HOUSING, HUMAN SERVICES & HOMELESSNESS
2023 GO Bond Program
Executive Committee Recommendations to City Council
Project Detail

McDowell Senior Center Renovation

Rank: 3

1845 East McDowell Road (District: 8)

TOTAL PROJECT COST	OTHER FUNDING	GO BOND FUNDING
\$1,773,692	\$0	\$1,773,692

SCOPE

Renovate the historic McDowell Senior Center. Modernize HVAC equipment, update the electrical system, replace existing plumbing, update the fire suppression system, and restore the building envelope, interior office and meeting spaces.

BENEFIT

Preserve a historic City-owned and maintained building. Extend the useful life of critical equipment and infrastructure. Improve functionality of the building and visitor experience. Ensure continuity of service by reducing the potential for unplanned closures from equipment failure.

COST ELEMENTS	2024-25	2025-26	2026-27	2027-28	2028-29	5-YR TOTAL
STUDY	57,280	0	0	0	0	57,280
REAL PROPERTY	0	0	0	0	0	0
DESIGN / ENGINEERING	0	87,435	0	0	0	87,435
CONSTRUCTION / DEMO	0	0	1,189,900	0	0	1,189,900
EQUIPMENT	0	0	0	69,334	0	69,334
MOVE-IN EXPENSES	0	0	356,970	0	0	356,970
<i>PERCENT FOR ART</i>						12,773
TOTAL PROJECT COST	57,280	87,435	1,546,870	69,334	0	1,773,692
OTHER FUNDING	2024-25	2025-26	2026-27	2027-28	2028-29	5-YR TOTAL
N/A	0	0	0	0	0	0

ON-GOING EXPENSES	ANNUAL COST
STAFF	0
CONTRACTUALS	0
COMMODITIES	0
INTERDEPARTMENTAL	0
ON-GOING CAPITAL	0
TOTAL OPERATING	0

HOUSING, HUMAN SERVICES & HOMELESSNESS
2023 GO Bond Program
Executive Committee Recommendations to City Council
Project Detail

Choice Neighborhoods Housing Development Gap Funding

Rank: 4

Edison-Eastlake Community (District: 8)

TOTAL PROJECT COST	OTHER FUNDING	GO BOND FUNDING
\$21,320,941	\$0	\$21,320,941

SCOPE

Cover the increased cost for construction, materials, and labor necessary to complete the final phase (Phase IV) of the Edison-Eastlake redevelopment project. Phase IV consists of 364 new, modern, mixed-income rental housing units (286 affordable and 78 market rate).

BENEFIT

Mayor and Council approved the Housing Phoenix Plan (HPP) in 2020 that established a goal to create and preserve 50,000 housing units by 2030. The 3rd Initiative of the HPP is: Redevelop City-Owned Land with Mixed-income Housing. The Edison-Eastlake Community redevelopment project replaces 577 obsolete public housing units with over 1,000 new mixed income units. The City was awarded a \$30 million Choice Neighborhoods Grant from the U.S. Department of Housing and Urban Development in 2018 to transform and revitalize the Edison-Eastlake Community. No additional federal grant funds are available to complete Phase IV of the redevelopment project. Without additional funding, 286 affordable and 78 market rate new rental housing units would not be completed, and community revitalization would be delayed.

COST ELEMENTS	2024-25	2025-26	2026-27	2027-28	2028-29	5-YR TOTAL
STUDY	0	0	0	0	0	0
REAL PROPERTY	0	0	0	0	0	0
DESIGN / ENGINEERING	0	0	0	0	0	0
CONSTRUCTION / DEMO	6,873,600	6,994,800	7,241,443	0	0	21,109,843
EQUIPMENT	0	0	0	0	0	0
MOVE-IN EXPENSES	0	0	0	0	0	0
<i>PERCENT FOR ART</i>						211,098
TOTAL PROJECT COST	6,873,600	6,994,800	7,241,443	0	0	21,320,941

OTHER FUNDING	2024-25	2025-26	2026-27	2027-28	2028-29	5-YR TOTAL
N/A	0	0	0	0	0	0

ON-GOING EXPENSES	ANNUAL COST
STAFF	0
CONTRACTUALS	0
COMMODITIES	0
INTERDEPARTMENTAL	0
ON-GOING CAPITAL	0
TOTAL OPERATING	0

HOUSING, HUMAN SERVICES & HOMELESSNESS
2023 GO Bond Program
Executive Committee Recommendations to City Council
Project Detail

Innovation in Affordable Housing

Rank: 5

Various (District: Citywide)

TOTAL PROJECT COST	OTHER FUNDING	GO BOND FUNDING
\$1,000,000	\$0	\$1,000,000

SCOPE

Create preapproved designs for Accessory Dwelling Units, Duplexes, Single Family/Tiny Home, and other forms of infill identified in the Housing Phoenix Plan, potentially saving on project costs and time to help develop more affordable units and meet the City's Housing Phoenix Goal of 50,000 new homes by 2030.

BENEFIT

Phoenix is in the middle of a housing and homelessness crisis with imminent risk of ongoing displacement without substantial action. This project seeks to help the City reach its affordable and total unit goals.

COST ELEMENTS	2024-25	2025-26	2026-27	2027-28	2028-29	5-YR TOTAL
STUDY	1,000,000	0	0	0	0	1,000,000
REAL PROPERTY	0	0	0	0	0	0
DESIGN / ENGINEERING	0	0	0	0	0	0
CONSTRUCTION / DEMO	0	0	0	0	0	0
EQUIPMENT	0	0	0	0	0	0
MOVE-IN EXPENSES	0	0	0	0	0	0
<i>PERCENT FOR ART</i>						0
TOTAL PROJECT COST	1,000,000	0	0	0	0	1,000,000

OTHER FUNDING	2024-25	2025-26	2026-27	2027-28	2028-29	5-YR TOTAL
N/A	0	0	0	0	0	0

ON-GOING EXPENSES	ANNUAL COST
STAFF	0
CONTRACTUALS	0
COMMODITIES	0
INTERDEPARTMENTAL	0
ON-GOING CAPITAL	0
TOTAL OPERATING	0

NEIGHBORHOODS & CITY SERVICES
2023 GO Bond Program
Executive Committee Recommendations to City Council

Rank	Project Name	Total Cost	Other Funds	GO Bond Funds	Ongoing Cost
1	Branch Library at Estrella Civic Space Location: 99th Avenue & Lower Buckeye Road District: 7	11,574,460	3,000,000	8,574,460	856,621
2	City Facility ADA Improvements Location: Public Works Properties - All District: Citywide	10,100,000	0	10,100,000	0
3	Yucca Branch Library Expansion Location: 5648 North 15th Avenue District: 5	10,626,991	0	10,626,991	1,288,064
4	Branch Library at Desert View Civic Space Location: Deer Valley Drive & Tatum Boulevard District: 2	11,813,210	1,500,000	10,313,210	856,621
5	Historic Preservation Programs Location: Multiple District: Citywide	5,000,000	0	5,000,000	0
Neighborhoods & City Services Recommended Total		49,114,661	4,500,000	44,614,661	3,001,306

NEIGHBORHOODS & CITY SERVICES
2023 GO Bond Program
Executive Committee Recommendations to City Council
Project Detail

Branch Library at Estrella Civic Space

Rank: 1

99th Avenue & Lower Buckeye Road (District: 7)

TOTAL PROJECT COST	OTHER FUNDING	GO BOND FUNDING
\$11,574,460	\$3,000,000	\$8,574,460

SCOPE

Design and construct a new 13,000 square foot branch library as part of Phase 1 of the Estrella Village Civic Space. Phase 1 consists of the civic space master plan, design of a regional park, construction of park amenities, and a branch library. At final completion the Estrella Village Civic Space is expected to include a 93 acre regional park, a community center, an aquatic center, and a branch library.

BENEFIT

Provide the public with robust access to free internet computers, as well as free Wi-Fi and other technology amenities, complemented by a collection of approximately 30,000 library materials. In addition, meeting room spaces would be available for public rental and for use by Library staff for programming such as storytimes, Kindergarten Bootcamp, workforce efforts, and more. Non-implementation of the project will mean that the public in this community will need to continue to travel further in order to receive similar services.

COST ELEMENTS	2024-25	2025-26	2026-27	2027-28	2028-29	5-YR TOTAL
STUDY	286,400	0	0	0	0	286,400
REAL PROPERTY	0	0	0	0	0	0
DESIGN / ENGINEERING	0	2,125,545	0	0	0	2,125,545
CONSTRUCTION / DEMO	0	0	6,574,198	0	0	6,574,198
EQUIPMENT	0	0	2,409,800	0	0	2,409,800
MOVE-IN EXPENSES	0	0	0	121,520	0	121,520
<i>PERCENT FOR ART</i>						56,997
TOTAL PROJECT COST	286,400	2,125,545	8,983,998	121,520	0	11,574,460

OTHER FUNDING	2024-25	2025-26	2026-27	2027-28	2028-29	5-YR TOTAL
Impact Fees (1043, 2613, 3033)	0	2,125,545	874,455	0	0	3,000,000

ON-GOING EXPENSES	ANNUAL COST
STAFF	630,777
CONTRACTUALS	101,306
COMMODITIES	17,474
INTERDEPARTMENTAL	68,064
ON-GOING CAPITAL	39,000
TOTAL OPERATING	856,621

NEIGHBORHOODS & CITY SERVICES
2023 GO Bond Program
Executive Committee Recommendations to City Council
Project Detail

City Facility ADA Improvements

Rank: 2

Public Works Properties - All (District: Citywide)

TOTAL PROJECT COST	OTHER FUNDING	GO BOND FUNDING
\$10,100,000	\$0	\$10,100,000

SCOPE

Ensure ongoing compliance with the Americans with Disabilities Act at City facilities. Complete prioritized improvements to signage, restrooms, parking lots, ramps, doors, and other barriers to maximize access.

BENEFIT

Establish a multiyear funding program (considered a best practice) for continued compliance with ADA standards. Not funding this item would likely have the effect of unduly restricting building access for individuals with disabilities.

COST ELEMENTS	2024-25	2025-26	2026-27	2027-28	2028-29	5-YR TOTAL
STUDY	0	0	0	0	0	0
REAL PROPERTY	0	0	0	0	0	0
DESIGN / ENGINEERING	0	0	0	0	0	0
CONSTRUCTION / DEMO	2,000,000	2,000,000	2,000,000	2,000,000	2,000,000	10,000,000
EQUIPMENT	0	0	0	0	0	0
MOVE-IN EXPENSES	0	0	0	0	0	0
<i>PERCENT FOR ART</i>						100,000
TOTAL PROJECT COST	2,000,000	2,000,000	2,000,000	2,000,000	2,000,000	10,100,000
OTHER FUNDING	2024-25	2025-26	2026-27	2027-28	2028-29	5-YR TOTAL
N/A	0	0	0	0	0	0

ON-GOING EXPENSES	ANNUAL COST
STAFF	0
CONTRACTUALS	0
COMMODITIES	0
INTERDEPARTMENTAL	0
ON-GOING CAPITAL	0
TOTAL OPERATING	0

NEIGHBORHOODS & CITY SERVICES
2023 GO Bond Program
Executive Committee Recommendations to City Council
Project Detail

Yucca Branch Library Expansion

Rank: 3

5648 North 15th Avenue (District: 5)

TOTAL PROJECT COST	OTHER FUNDING	GO BOND FUNDING
\$10,626,991	\$0	\$10,626,991

SCOPE

Add 10,000 square feet to Yucca Branch Library to improve visitor experience by adding new amenities and reducing wait times. The additional space will provide new meeting and study rooms, allow for additional public computers, and accommodate an Automated Materials Handling System.

BENEFIT

Increase the capacity for serving customers and improve the experience of visitors that attend library programs, access public computers, and make use of other library services at the City's 4th busiest library location. The Automated Materials Handling System will improve the efficiency of checking-in and sorting returned library materials.

COST ELEMENTS	2024-25	2025-26	2026-27	2027-28	2028-29	5-YR TOTAL
STUDY	196,860	0	0	0	0	196,860
REAL PROPERTY	1,947,520	0	0	0	0	1,947,520
DESIGN / ENGINEERING	1,606,704	0	0	0	0	1,606,704
CONSTRUCTION / DEMO	0	4,954,650	0	0	0	4,954,650
EQUIPMENT	0	0	1,784,850	0	0	1,784,850
MOVE-IN EXPENSES	0	0	70,793	0	0	70,793
<i>PERCENT FOR ART</i>						65,614
TOTAL PROJECT COST	3,751,084	4,954,650	1,855,643	0	0	10,626,991
OTHER FUNDING	2024-25	2025-26	2026-27	2027-28	2028-29	5-YR TOTAL
N/A	0	0	0	0	0	0

ON-GOING EXPENSES	ANNUAL COST
STAFF	981,534
CONTRACTUALS	135,542
COMMODITIES	17,474
INTERDEPARTMENTAL	84,514
ON-GOING CAPITAL	69,000
TOTAL OPERATING	1,288,064

NEIGHBORHOODS & CITY SERVICES

**2023 GO Bond Program
Executive Committee Recommendations to City Council
Project Detail**

Branch Library at Desert View Civic Space

Rank: 4

Deer Valley Drive & Tatum Boulevard (District: 2)

**TOTAL PROJECT COST
\$11,813,210**

**OTHER FUNDING
\$1,500,000**

**GO BOND FUNDING
\$10,313,210**

SCOPE

Design and construct a new 13,000 square foot branch library as part of Phase 1 of the Desert View Civic Space. Phase 1 consists of the civic space master plan, design of a regional park, construction of park amenities, and a branch library. At final completion the Desert View Village Civic Space is expected to include a 40 acre regional park, and a community center.

BENEFIT

This new branch library will enhance local library services in the rapidly growing Desert View Village including free internet and other computer technology amenities, access to approximately 30,000 library materials, community meeting space, and library programs for all ages such as children’s story times, Kindergarten Bootcamp, workforce-related programs, and more. Additionally, a new branch library will help relieve crowding at the closest existing branch library that is more than 6 miles away and already the busiest branch in the City. If the project is not approved local access to library services will remain limited for the residents of Desert View Village, and neighboring branch library locations can be expected to experience growing crowds, longer wait times, and overall reduced service levels.

COST ELEMENTS	2024-25	2025-26	2026-27	2027-28	2028-29	5-YR TOTAL
STUDY	286,400	0	0	0	0	286,400
REAL PROPERTY	0	0	0	0	0	0
DESIGN / ENGINEERING	0	0	2,169,485	0	0	2,169,485
CONSTRUCTION / DEMO	0	0	0	6,713,980	0	6,713,980
EQUIPMENT	0	0	0	2,445,400	0	2,445,400
MOVE-IN EXPENSES	0	0	0	0	124,110	124,110
<i>PERCENT FOR ART</i>						73,835
TOTAL PROJECT COST	286,400	0	2,169,485	9,159,380	124,110	11,813,210

OTHER FUNDING	2024-25	2025-26	2026-27	2027-28	2028-29	5-YR TOTAL
Impact Fees	0	0	1,500,000	0	0	1,500,000

ON-GOING EXPENSES	ANNUAL COST
STAFF	630,777
CONTRACTUALS	101,306
COMMODITIES	17,474
INTERDEPARTMENTAL	68,064
ON-GOING CAPITAL	39,000
TOTAL OPERATING	856,621

NEIGHBORHOODS & CITY SERVICES
2023 GO Bond Program
Executive Committee Recommendations to City Council
Project Detail

Historic Preservation Programs

Rank: 5

Multiple (District: Citywide)

TOTAL PROJECT COST	OTHER FUNDING	GO BOND FUNDING
\$5,000,000	\$0	\$5,000,000

SCOPE

Provide funding for historic preservation programs including demonstration project grants, exterior rehabilitation grants, protection of downtown warehouses and other threatened historic buildings, and rehabilitation of historic properties owned by the City.

BENEFIT

Economic benefits of preservation include job creation, increased property values, visitor attraction through heritage tourism, and support of local businesses, while environmental benefits include sustainability and adaptive reuse of existing vacant structures.

COST ELEMENTS	2024-25	2025-26	2026-27	2027-28	2028-29	5-YR TOTAL
STUDY	0	0	0	0	0	0
REAL PROPERTY	1,000,000	1,000,000	1,000,000	1,000,000	1,000,000	5,000,000
DESIGN / ENGINEERING	0	0	0	0	0	0
CONSTRUCTION / DEMO	0	0	0	0	0	0
EQUIPMENT	0	0	0	0	0	0
MOVE-IN EXPENSES	0	0	0	0	0	0
<i>PERCENT FOR ART</i>						0
TOTAL PROJECT COST	1,000,000	1,000,000	1,000,000	1,000,000	1,000,000	5,000,000

OTHER FUNDING	2024-25	2025-26	2026-27	2027-28	2028-29	5-YR TOTAL
N/A	0	0	0	0	0	0

ON-GOING EXPENSES	ANNUAL COST
STAFF	0
CONTRACTUALS	0
COMMODITIES	0
INTERDEPARTMENTAL	0
ON-GOING CAPITAL	0
TOTAL OPERATING	0

PARKS & RECREATION
2023 GO Bond Program
Executive Committee Recommendations to City Council

Rank	Project Name	Total Cost	Other Funds	GO Bond Funds	Ongoing Cost
1	Citywide Funding for Parks Minor Capital Projects Location: Citywide District: Citywide	1,501,777	0	1,501,777	0
2	Esteban Park Recreation Center Location: 3345 East Roeser Road District: 8	5,005,333	500,000	4,505,333	296,572
3	South Mountain Roadway Safety Enhancements - Phase I Location: 10919 South Central Avenue District: 6, 8	7,695,631	0	7,695,631	0
4	Harmon Park Regional Pool and Three Splash Pad Sites Location: Various District: 7, 8	12,789,840	0	12,789,840	279,540
5	Maryvale Park Regional Pool and Two Splash Pads Sites Location: Various District: 4, 5	14,367,712	0	14,367,712	464,060
6	Estrella Civic Space - Phase I Location: 91st Avenue & Lower Buckeye Road District: 7	12,352,835	4,000,000	8,352,835	1,600,000
7	Desert View Civic Space - Phase I Location: Deer Valley Drive & Tatum Boulevard District: 2	8,385,263	0	8,385,263	686,000
8	Telephone Pioneers of America Park Recreation Center Improvements Location: 1946 West Morningside Drive District: 1	2,204,642	0	2,204,642	0
9	Mountain View Community Center Sports Complex Improvements Location: 1104 East Grovers Road District: 2, 3	1,193,412	0	1,193,412	0
10	Margaret T Hance Park Improvements Location: 67 West Culver Street District: 7	3,003,555	0	3,003,555	0
Parks & Recreation Recommended Total		68,500,000	4,500,000	64,000,000	3,326,172

PARKS & RECREATION
2023 GO Bond Program
Executive Committee Recommendations to City Council
Project Detail

Citywide Funding for Parks Minor Capital Projects

Rank: 1
Citywide (District: Citywide)

TOTAL PROJECT COST	OTHER FUNDING	GO BOND FUNDING
\$1,501,777	\$0	\$1,501,777

SCOPE

Provide funding for communities citywide to request currently unfunded parks amenities. Parks staff would develop an application and selection process to evaluate proposed projects to be funded under this program.

BENEFIT

The Parks and Recreation Department frequently receives requests from individuals and community organizations to add various amenities or make improvements to existing amenities. These requests can vary from recreational equipment such as sports courts, playgrounds, and fitness equipment to other park amenities such as water fountains, improved lighting, and shade structures. Oftentimes, funding is not available to fulfill these community requests. This project would provide a potential source of funding for unfunded requests. This will allow community members to enjoy desired amenities and the department to continue to be responsive to community needs.

COST ELEMENTS	2024-25	2025-26	2026-27	2027-28	2028-29	5-YR TOTAL
STUDY	0	0	0	0	0	0
REAL PROPERTY	0	0	0	0	0	0
DESIGN / ENGINEERING	27,000	27,000	27,000	27,000	27,000	135,000
CONSTRUCTION / DEMO	271,908	270,000	270,000	270,000	270,000	1,351,908
EQUIPMENT	0	0	0	0	0	0
MOVE-IN EXPENSES	0	0	0	0	0	0
<i>PERCENT FOR ART</i>						14,869
TOTAL PROJECT COST	298,908	297,000	297,000	297,000	297,000	1,501,777

OTHER FUNDING	2024-25	2025-26	2026-27	2027-28	2028-29	5-YR TOTAL
N/A	0	0	0	0	0	0

ON-GOING EXPENSES	ANNUAL COST
STAFF	0
CONTRACTUALS	0
COMMODITIES	0
INTERDEPARTMENTAL	0
ON-GOING CAPITAL	0
TOTAL OPERATING	0

PARKS & RECREATION
2023 GO Bond Program
Executive Committee Recommendations to City Council
Project Detail

Esteban Park Recreation Center

Rank: 2

3345 East Roeser Road (District: 8)

TOTAL PROJECT COST	OTHER FUNDING	GO BOND FUNDING
\$5,005,333	\$500,000	\$4,505,333

SCOPE

Design and construct a new recreation center at Esteban Park. The facility will include: a gathering area, a teen room, restrooms, storage space, a mechanical room, office space, and a kitchen area.

BENEFIT

Esteban Park is an active regional park that includes park amenities such as open space, playgrounds, fitness equipment, a dog park, identified drone launching area, sports courts and sports fields that support softball, soccer and football leagues. The design and construction of the new recreation center will provide the community with additional recreation programming options for youth of all ages. Programming would include a daily after-school recreation program, games, activities, events, educational support and family services. Currently, the closest recreation facility to Esteban Park is 2.5 miles away and is located at Hermoso Park. The construction of this new facility will provide the opportunity for recreation programming to a part of the City that is currently underserved.

COST ELEMENTS	2024-25	2025-26	2026-27	2027-28	2028-29	5-YR TOTAL
STUDY	655,333	0	0	0	0	655,333
REAL PROPERTY	0	0	0	0	0	0
DESIGN / ENGINEERING	1,300,000	0	0	0	0	1,300,000
CONSTRUCTION / DEMO	0	2,610,000	0	0	0	2,610,000
EQUIPMENT	0	400,900	0	0	0	400,900
MOVE-IN EXPENSES	0	0	0	0	0	0
<i>PERCENT FOR ART</i>						39,100
TOTAL PROJECT COST	1,955,333	3,010,900	0	0	0	5,005,333

OTHER FUNDING	2024-25	2025-26	2026-27	2027-28	2028-29	5-YR TOTAL
Private Grant	500,000	0	0	0	0	500,000

ON-GOING EXPENSES	ANNUAL COST
STAFF	225,582
CONTRACTUALS	66,560
COMMODITIES	1,680
INTERDEPARTMENTAL	2,750
ON-GOING CAPITAL	0
TOTAL OPERATING	296,572

PARKS & RECREATION
2023 GO Bond Program
Executive Committee Recommendations to City Council
Project Detail

South Mountain Roadway Safety Enhancements - Phase I

Rank: 3

10919 South Central Avenue (District: 6, 8)

TOTAL PROJECT COST	OTHER FUNDING	GO BOND FUNDING
\$7,695,631	\$0	\$7,695,631

SCOPE

Design and construct a first phase of safety improvements to the 15 miles of South Mountain Park roadways. Repave and structurally solidify the roadways where possible.

BENEFIT

Provide a safer, more enjoyable park road system to help reduce the number of accidents and fatalities that occur within the South Mountain Park and Preserve. Improve safety of pedestrian passage to ramadas, trailheads, and lookouts. Reduce liability and avoid more costly roadway repairs in the future. South Mountain Park roadways are utilized by over 2.5 million yearly visitors, and approximately 40 accidents/incidents occur annually with vehicles, pedestrians, and bicycles.

COST ELEMENTS	2024-25	2025-26	2026-27	2027-28	2028-29	5-YR TOTAL
STUDY	286,400	0	0	0	0	286,400
REAL PROPERTY	0	0	0	0	0	0
DESIGN / ENGINEERING	0	874,350	0	0	0	874,350
CONSTRUCTION / DEMO	0	4,663,200	1,798,322	0	0	6,461,522
EQUIPMENT	0	0	0	0	0	0
MOVE-IN EXPENSES	0	0	0	0	0	0
<i>PERCENT FOR ART</i>						73,359
TOTAL PROJECT COST	286,400	5,537,550	1,798,322	0	0	7,695,631

OTHER FUNDING	2024-25	2025-26	2026-27	2027-28	2028-29	5-YR TOTAL
N/A	0	0	0	0	0	0

ON-GOING EXPENSES	ANNUAL COST
STAFF	0
CONTRACTUALS	0
COMMODITIES	0
INTERDEPARTMENTAL	0
ON-GOING CAPITAL	0
TOTAL OPERATING	0

PARKS & RECREATION
2023 GO Bond Program
Executive Committee Recommendations to City Council
Project Detail

Harmon Park Regional Pool and Three Splash Pad Sites

Rank: 4

Various (District: 7, 8)

TOTAL PROJECT COST	OTHER FUNDING	GO BOND FUNDING
\$12,789,840	\$0	\$12,789,840

SCOPE

Repurpose four pools in south Phoenix to provide a regional pool at Harmon Park, and 3 splash pads at Alkire, Grant, and University Parks. The regional pool will feature a 25-meter lap pool with dive boards, zero depth entry, water play area, swimming lesson area, water slide, shade structures, pool heater, and playground. Construct an ADA accessible bath house with a lifeguard room for training.

BENEFIT

A regional pool at Harmon Park would allow for enhanced play features and amenities that provide recreational opportunities for residents of all ages. The new facilities would meet or exceed current ADA requirements offering additional options and a better experience for individuals with mobility challenges or other disabilities. Installation of a pool heater would allow programming to continue in winter months and expand opportunities to teach lifeguard certification classes. Replacement of three pools with new splash pads provides operational cost savings while continuing to offer popular water-play options for the surrounding neighborhoods.

COST ELEMENTS	2024-25	2025-26	2026-27	2027-28	2028-29	5-YR TOTAL
STUDY	0	0	0	0	0	0
REAL PROPERTY	0	0	0	0	0	0
DESIGN / ENGINEERING	0	0	951,920	0	0	951,920
CONSTRUCTION / DEMO	0	0	0	11,711,288	0	11,711,288
EQUIPMENT	0	0	0	0	0	0
MOVE-IN EXPENSES	0	0	0	0	0	0
<i>PERCENT FOR ART</i>						126,632
TOTAL PROJECT COST	0	0	951,920	11,711,288	0	12,789,840

OTHER FUNDING	2024-25	2025-26	2026-27	2027-28	2028-29	5-YR TOTAL
N/A	0	0	0	0	0	0

ON-GOING EXPENSES	ANNUAL COST
STAFF	274,404
CONTRACTUALS	20,256
COMMODITIES	-10,836
INTERDEPARTMENTAL	-4,284
ON-GOING CAPITAL	0
TOTAL OPERATING	279,540

PARKS & RECREATION
2023 GO Bond Program
Executive Committee Recommendations to City Council
Project Detail

Maryvale Park Regional Pool and Two Splash Pads Sites

Rank: 5

Various (District: 4, 5)

TOTAL PROJECT COST	OTHER FUNDING	GO BOND FUNDING
\$14,367,712	\$0	\$14,367,712

SCOPE

Repurpose three deteriorating pools in the Maryvale area to provide a first-rate regional pool at Maryvale Park and install two new splash pads at Marivue Park and Holiday Park. The regional pool will feature a 25-meter lap pool with dive boards, zero depth entry, interactive water play area, swimming lesson area, water slide, shade structures, pool heater, and water playground.

BENEFIT

A regional pool at Maryvale Park would allow for enhanced play features and amenities that provide recreational opportunities for residents of all ages. The new facilities would meet or exceed current ADA requirements offering additional options and a better experience for individuals with mobility challenges or other disabilities. Installation of a pool heater would allow programming to continue in winter months and expand opportunities to teach lifeguard certification classes. Replacement of two pools with new splash pads provides operational cost savings while continuing to offer popular water-play options for the surrounding neighborhoods.

COST ELEMENTS	2024-25	2025-26	2026-27	2027-28	2028-29	5-YR TOTAL
STUDY	0	0	0	0	0	0
REAL PROPERTY	0	0	0	0	0	0
DESIGN / ENGINEERING	801,920	0	0	0	0	801,920
CONSTRUCTION / DEMO	0	13,423,536	0	0	0	13,423,536
EQUIPMENT	0	0	0	0	0	0
MOVE-IN EXPENSES	0	0	0	0	0	0
<i>PERCENT FOR ART</i>						142,256
TOTAL PROJECT COST	801,920	13,423,536	0	0	0	14,367,712
OTHER FUNDING	2024-25	2025-26	2026-27	2027-28	2028-29	5-YR TOTAL
N/A	0	0	0	0	0	0

ON-GOING EXPENSES	ANNUAL COST
STAFF	398,757
CONTRACTUALS	53,363
COMMODITIES	8,557
INTERDEPARTMENTAL	3,383
ON-GOING CAPITAL	0
TOTAL OPERATING	464,060

PARKS & RECREATION
2023 GO Bond Program
Executive Committee Recommendations to City Council
Project Detail

Estrella Civic Space - Phase I

Rank: 6

91st Avenue & Lower Buckeye Road (District: 7)

TOTAL PROJECT COST	OTHER FUNDING	GO BOND FUNDING
\$12,352,835	\$4,000,000	\$8,352,835

SCOPE

Design and construct Phase 1 of the Estrella Village Civic Space. At completion the Estrella Village Civic Space is expected to include a 93 acre regional park, a community center, an aquatic center, and a branch library. Phase 1 consists of the civic space master plan, regional park design, construction of 1/3 of regional park amenities, and a 20,000 square foot branch library.

BENEFIT

Initiate the park development plan envisioned when the City acquired the property in 2002. This project will increase capacity and access to recreational amenities in an under-served location.

COST ELEMENTS	2024-25	2025-26	2026-27	2027-28	2028-29	5-YR TOTAL
STUDY	279,106	0	0	0	0	279,106
REAL PROPERTY	0	0	0	0	0	0
DESIGN / ENGINEERING	0	1,165,800	0	0	0	1,165,800
CONSTRUCTION / DEMO	0	0	10,828,090	0	0	10,828,090
EQUIPMENT	0	0	0	0	0	0
MOVE-IN EXPENSES	0	0	0	0	0	0
<i>PERCENT FOR ART</i>						79,839
TOTAL PROJECT COST	279,106	1,165,800	10,828,090	0	0	12,352,835

OTHER FUNDING	2024-25	2025-26	2026-27	2027-28	2028-29	5-YR TOTAL
PPPI / Impact Fees	0	0	4,000,000	0	0	4,000,000

ON-GOING EXPENSES	ANNUAL COST
STAFF	800,000
CONTRACTUALS	400,000
COMMODITIES	200,000
INTERDEPARTMENTAL	100,000
ON-GOING CAPITAL	100,000
TOTAL OPERATING	1,600,000

PARKS & RECREATION
2023 GO Bond Program
Executive Committee Recommendations to City Council
Project Detail

Desert View Civic Space - Phase I

Rank: 7

Deer Valley Drive & Tatum Boulevard (District: 2)

TOTAL PROJECT COST	OTHER FUNDING	GO BOND FUNDING
\$8,385,263	\$0	\$8,385,263

SCOPE

Design and construct Phase 1 of the Desert View Village Civic Space. At completion, the Desert View Village Civic Space is expected to include a 40 acre regional park, a community center, a branch library, and a park and ride. Phase 1 consists of the civic space master plan, regional park design, construction of 1/2 of regional park amenities, and a 13,000 square foot branch library.

BENEFIT

Initiate the regional park development plan envisioned when the City acquired the property in 2007. This project will increase capacity and access to recreational amenities in an under-served location.

COST ELEMENTS	2024-25	2025-26	2026-27	2027-28	2028-29	5-YR TOTAL
STUDY	0	0	247,905	0	0	247,905
REAL PROPERTY	0	0	0	0	0	0
DESIGN / ENGINEERING	0	0	0	486,080	0	486,080
CONSTRUCTION / DEMO	0	0	0	0	7,570,710	7,570,710
EQUIPMENT	0	0	0	0	0	0
MOVE-IN EXPENSES	0	0	0	0	0	0
<i>PERCENT FOR ART</i>						80,568
TOTAL PROJECT COST	0	0	247,905	486,080	7,570,710	8,385,263

OTHER FUNDING	2024-25	2025-26	2026-27	2027-28	2028-29	5-YR TOTAL
N/A	0	0	0	0	0	0

ON-GOING EXPENSES	ANNUAL COST
STAFF	365,000
CONTRACTUALS	156,000
COMMODITIES	32,000
INTERDEPARTMENTAL	120,000
ON-GOING CAPITAL	13,000
TOTAL OPERATING	686,000

PARKS & RECREATION
2023 GO Bond Program
Executive Committee Recommendations to City Council
Project Detail

Telephone Pioneers of America Park Recreation Center Improvements

Rank: 8

1946 West Morningside Drive (District: 1)

TOTAL PROJECT COST	OTHER FUNDING	GO BOND FUNDING
\$2,204,642	\$0	\$2,204,642

SCOPE

Renovate the recreation center at Telephone Pioneers of America Park. Reconfigure doors and entrances, improve flooring and update restroom facilities to comply with ADA standards, replace fire suppression and intrusion alarm systems, reconfigure landscaping to eliminate roof access, replace deteriorating cabinets and work stations, and upgrade interior and exterior lighting.

BENEFIT

Improve accessibility to support Ability 360, a nonprofit partner that promotes programs designed to empower individuals with disabilities to help them achieve or continue independent lifestyles within the community. Ability 360 has an operating and maintenance agreement with the City through 2028.

COST ELEMENTS	2024-25	2025-26	2026-27	2027-28	2028-29	5-YR TOTAL
STUDY	0	0	0	0	0	0
REAL PROPERTY	0	0	0	0	0	0
DESIGN / ENGINEERING	343,680	0	0	0	0	343,680
CONSTRUCTION / DEMO	0	1,839,134	0	0	0	1,839,134
EQUIPMENT	0	0	0	0	0	0
MOVE-IN EXPENSES	0	0	0	0	0	0
<i>PERCENT FOR ART</i>						21,828
TOTAL PROJECT COST	343,680	1,839,134	0	0	0	2,204,642

OTHER FUNDING	2024-25	2025-26	2026-27	2027-28	2028-29	5-YR TOTAL
N/A	0	0	0	0	0	0

ON-GOING EXPENSES	ANNUAL COST
STAFF	0
CONTRACTUALS	0
COMMODITIES	0
INTERDEPARTMENTAL	0
ON-GOING CAPITAL	0
TOTAL OPERATING	0

PARKS & RECREATION
2023 GO Bond Program
Executive Committee Recommendations to City Council
Project Detail

Mountain View Community Center Sports Complex Improvements

Rank: 9

1104 East Grovers Road (District: 2, 3)

TOTAL PROJECT COST	OTHER FUNDING	GO BOND FUNDING
\$1,193,412	\$0	\$1,193,412

SCOPE

Renovate the exterior sports courts at the Mountain View Community Center, including existing basketball and tennis courts, and construct 16 (or more) pickleball courts.

BENEFIT

Increase opportunities for recreational activities. Respond to the growing demand for additional pickleball courts in the City. Extend the life of existing basketball and tennis courts. Promote increased visitation and positive activities to help discourage vandalism and other deviant behaviors.

COST ELEMENTS	2024-25	2025-26	2026-27	2027-28	2028-29	5-YR TOTAL
STUDY	0	0	0	0	0	0
REAL PROPERTY	0	0	0	0	0	0
DESIGN / ENGINEERING	0	0	0	0	0	0
CONSTRUCTION / DEMO	1,181,596	0	0	0	0	1,181,596
EQUIPMENT	0	0	0	0	0	0
MOVE-IN EXPENSES	0	0	0	0	0	0
<i>PERCENT FOR ART</i>						11,816
TOTAL PROJECT COST	1,181,596	0	0	0	0	1,193,412

OTHER FUNDING	2024-25	2025-26	2026-27	2027-28	2028-29	5-YR TOTAL
N/A	0	0	0	0	0	0

ON-GOING EXPENSES	ANNUAL COST
STAFF	0
CONTRACTUALS	0
COMMODITIES	0
INTERDEPARTMENTAL	0
ON-GOING CAPITAL	0
TOTAL OPERATING	0

PARKS & RECREATION
2023 GO Bond Program
Executive Committee Recommendations to City Council
Project Detail

Margaret T Hance Park Improvements

Rank: 10

67 West Culver Street (District: 7)

TOTAL PROJECT COST	OTHER FUNDING	GO BOND FUNDING
\$3,003,555	\$0	\$3,003,555

SCOPE

Design and construct improvements to Margaret T Hance Park. The nature of improvements will be determined in the future in collaboration with community and stakeholder groups.

BENEFIT

These projects will improve the continued service delivery to the public and Margaret T Hance Park will continue to attract and host prominent events. Additionally, the regional park will provide expected service to the growing residential population in the downtown corridor.

COST ELEMENTS	2024-25	2025-26	2026-27	2027-28	2028-29	5-YR TOTAL
STUDY	0	0	0	0	0	0
REAL PROPERTY	0	0	0	0	0	0
DESIGN / ENGINEERING	500,000	0	0	0	0	500,000
CONSTRUCTION / DEMO	0	2,473,817	0	0	0	2,473,817
EQUIPMENT	0	0	0	0	0	0
MOVE-IN EXPENSES	0	0	0	0	0	0
<i>PERCENT FOR ART</i>						29,738
TOTAL PROJECT COST	500,000	2,473,817	0	0	0	3,003,555
OTHER FUNDING	2024-25	2025-26	2026-27	2027-28	2028-29	5-YR TOTAL
N/A	0	0	0	0	0	0

ON-GOING EXPENSES	ANNUAL COST
STAFF	0
CONTRACTUALS	0
COMMODITIES	0
INTERDEPARTMENTAL	0
ON-GOING CAPITAL	0
TOTAL OPERATING	0

PUBLIC SAFETY
2023 GO Bond Program
Executive Committee Recommendations to City Council

Rank	Project Name	Total Cost	Other Funds	GO Bond Funds	Ongoing Cost
1	Fire Station 7 / Community Assistance Program (7th Street & Hatcher Road) Location: 7th Street & Hatcher Road District: 3	21,408,057	0	21,408,057	3,727,000
2	Fire Station 13 / Community Assistance Program (44th Street & Thomas Road) Location: 44th Street & Thomas Road District: 6, 8	21,753,090	0	21,753,090	3,727,000
3	Fire Station 15 / Community Assistance Program (45th Avenue & Camelback Road) Location: 45th Avenue & Camelback Road District: 5	21,408,055	0	21,408,055	3,727,000
4	Cactus Park Precinct Replacement Location: TBD District: 1	37,338,657	0	37,338,657	0
5	Fire Station 51 (51st Avenue & SR 303) Location: 51st Avenue & SR 303 District: 1	24,577,682	6,000,000	18,577,682	7,529,000
6	Police Property Management Warehouse Renovation Location: 100 East Elwood Street District: 7	9,027,896	0	9,027,896	0
7	Maryvale Police Precinct Renovation Location: 6180 West Encanto Boulevard District: 4, 5, 7	2,986,563	0	2,986,563	0
Public Safety Recommended Total		138,500,000	6,000,000	132,500,000	18,710,000

PUBLIC SAFETY
2023 GO Bond Program
Executive Committee Recommendations to City Council
Project Detail

Fire Station 7 / Community Assistance Program (7th Street & Hatcher Road)

Rank: 1

7th Street & Hatcher Road (District: 3)

TOTAL PROJECT COST	OTHER FUNDING	GO BOND FUNDING
\$21,408,057	\$0	\$21,408,057

SCOPE

Replace and upgrade Fire Station #7. Acquire 3 acres of land in the vicinity of 7th Street and Hatcher Road. Construct a new 18,000 square foot, 4-bay fire station to support additional emergency response personnel and equipment. Acquire 2 new apparatus (1 pumper and 1 rescue vehicle). The existing fire station building will be retained and utilized to support the Community Assistance Program.

BENEFIT

Reduce response times within this station's area of responsibility by providing sufficient apparatus and staffing to respond to current and anticipated future service calls. Mitigate service impacts on neighboring stations by reducing redirection of resources. Current call volume is 57% above industry standards. Provide a facility for the Community Assistance Program.

COST ELEMENTS	2024-25	2025-26	2026-27	2027-28	2028-29	5-YR TOTAL
STUDY	82,895	0	0	0	0	82,895
REAL PROPERTY	4,467,840	0	0	0	0	4,467,840
DESIGN / ENGINEERING	1,317,440	0	0	0	0	1,317,440
CONSTRUCTION / DEMO	0	13,115,250	0	0	0	13,115,250
EQUIPMENT	0	2,133,414	0	0	0	2,133,414
MOVE-IN EXPENSES	0	0	0	0	0	146,891
<i>PERCENT FOR ART</i>						144,327
TOTAL PROJECT COST	5,868,175	15,395,555	0	0	0	21,408,057

OTHER FUNDING	2024-25	2025-26	2026-27	2027-28	2028-29	5-YR TOTAL
N/A	0	0	0	0	0	0

ON-GOING EXPENSES	ANNUAL COST
STAFF	3,318,000
CONTRACTUALS	270,000
COMMODITIES	60,000
INTERDEPARTMENTAL	79,000
ON-GOING CAPITAL	0
TOTAL OPERATING	3,727,000

PUBLIC SAFETY
2023 GO Bond Program
Executive Committee Recommendations to City Council
Project Detail

Fire Station 13 / Community Assistance Program (44th Street & Thomas Road)

Rank: 2

44th Street & Thomas Road (District: 6, 8)

TOTAL PROJECT COST	OTHER FUNDING	GO BOND FUNDING
\$21,753,090	\$0	\$21,753,090

SCOPE

Replace and upgrade Fire Station #13. Acquire 3 acres of land in the vicinity of 44th Street and Thomas Road. Construct a new 18,000 square foot, 4-bay fire station to support additional emergency response personnel and equipment. Acquire 2 new apparatus (1 pumper and 1 rescue vehicle). The existing fire station building will be retained and utilized to support the Community Assistance Program.

BENEFIT

Reduce response times within this station's area of responsibility by providing sufficient apparatus and staffing to respond to current and anticipated future service calls. Mitigate service impacts on neighboring stations by reducing redirection of resources. Current call volume is 43% above industry standards. Provide a facility for the Community Assistance Program.

COST ELEMENTS	2024-25	2025-26	2026-27	2027-28	2028-29	5-YR TOTAL
STUDY	83,491	0	0	0	0	83,491
REAL PROPERTY	4,467,840	0	0	0	0	4,467,840
DESIGN / ENGINEERING	0	1,340,670	0	0	0	1,340,670
CONSTRUCTION / DEMO	0	0	13,386,375	0	0	13,386,375
EQUIPMENT	0	0	2,177,517	0	0	2,177,517
MOVE-IN EXPENSES	0	0	149,927	0	0	149,927
<i>PERCENT FOR ART</i>						147,270
TOTAL PROJECT COST	4,551,331	1,340,670	15,713,819	0	0	21,753,090

OTHER FUNDING	2024-25	2025-26	2026-27	2027-28	2028-29	5-YR TOTAL
N/A	0	0	0	0	0	0

ON-GOING EXPENSES	ANNUAL COST
STAFF	3,318,000
CONTRACTUALS	270,000
COMMODITIES	60,000
INTERDEPARTMENTAL	79,000
ON-GOING CAPITAL	0
TOTAL OPERATING	3,727,000

PUBLIC SAFETY
2023 GO Bond Program
Executive Committee Recommendations to City Council
Project Detail

Fire Station 15 / Community Assistance Program (45th Avenue & Camelback Road)

Rank: 3

45th Avenue & Camelback Road (District: 5)

TOTAL PROJECT COST	OTHER FUNDING	GO BOND FUNDING
\$21,408,055	\$0	\$21,408,055

SCOPE

Replace and upgrade Fire Station #15. Acquire 3 acres of land in the vicinity of 45th Avenue and Camelback Road. Construct a new 18,000 square foot, 4-bay fire station to support additional emergency response personnel and equipment. Acquire 2 new apparatus (1 pumper and 1 rescue vehicle). The existing fire station building will be retained and utilized to support the Community Assistance Program.

BENEFIT

Reduce response times within this station's area of responsibility by providing sufficient apparatus and staffing to respond to current and anticipated future service calls. Mitigate service impacts on neighboring stations by reducing redirection of resources. Current call volume is 51% above industry standards. Provide a facility for the Community Assistance Program.

COST ELEMENTS	2024-25	2025-26	2026-27	2027-28	2028-29	5-YR TOTAL
STUDY	82,893	0	0	0	0	82,893
REAL PROPERTY	4,467,840	0	0	0	0	4,467,840
DESIGN / ENGINEERING	1,317,440	0	0	0	0	1,317,440
CONSTRUCTION / DEMO	0	13,115,250	0	0	0	13,115,250
EQUIPMENT	0	2,133,414	0	0	0	2,133,414
MOVE-IN EXPENSES	0	0	0	0	0	146,891
<i>PERCENT FOR ART</i>						144,327
TOTAL PROJECT COST	5,868,173	15,395,555	0	0	0	21,408,055

OTHER FUNDING	2024-25	2025-26	2026-27	2027-28	2028-29	5-YR TOTAL
N/A	0	0	0	0	0	0

ON-GOING EXPENSES	ANNUAL COST
STAFF	3,318,000
CONTRACTUALS	270,000
COMMODITIES	60,000
INTERDEPARTMENTAL	79,000
ON-GOING CAPITAL	0
TOTAL OPERATING	3,727,000

PUBLIC SAFETY
2023 GO Bond Program
Executive Committee Recommendations to City Council
Project Detail

Cactus Park Precinct Replacement

Rank: 4

TBD (District: 1)

TOTAL PROJECT COST	OTHER FUNDING	GO BOND FUNDING
\$37,338,657	\$0	\$37,338,657

SCOPE

Relocate the Cactus Park Police Precinct. Acquire 10 acres in a suitable location, including sufficient land for a future relocation of the Northern Command Center. Construct the following facilities: 13,225 square foot precinct, 4,100 square foot mechanic shop with an attached firearm training facility, and solar covered parking. Demolish the existing precinct facility.

BENEFIT

Modernize and improve police operations and training facilities to ensure officers and staff are well-equipped to serve the Cactus Park Precinct and respond to community needs. Extend the life of police vehicles and reduce energy consumption by providing solar covered parking. The current precinct location at the NEC of 39th Avenue and Cactus Road may be repurposed as the future site of Fire Station #70.

COST ELEMENTS	2024-25	2025-26	2026-27	2027-28	2028-29	5-YR TOTAL
STUDY	0	0	0	0	0	0
REAL PROPERTY	14,957,454	0	0	0	0	14,957,454
DESIGN / ENGINEERING	0	1,702,366	0	0	0	1,702,366
CONSTRUCTION / DEMO	0	0	17,796,390	0	935,731	18,732,121
EQUIPMENT	0	0	0	1,657,718	0	1,657,718
MOVE-IN EXPENSES	0	0	0	0	84,653	84,653
<i>PERCENT FOR ART</i>						204,345
TOTAL PROJECT COST	14,957,454	1,702,366	17,796,390	1,657,718	1,020,384	37,338,657

OTHER FUNDING	2024-25	2025-26	2026-27	2027-28	2028-29	5-YR TOTAL
N/A	0	0	0	0	0	0

ON-GOING EXPENSES	ANNUAL COST
STAFF	0
CONTRACTUALS	0
COMMODITIES	0
INTERDEPARTMENTAL	0
ON-GOING CAPITAL	0
TOTAL OPERATING	0

PUBLIC SAFETY
2023 GO Bond Program
Executive Committee Recommendations to City Council
Project Detail

Fire Station 51 (51st Avenue & SR 303)

Rank: 5

51st Avenue & SR 303 (District: 1)

TOTAL PROJECT COST	OTHER FUNDING	GO BOND FUNDING
\$24,577,682	\$6,000,000	\$18,577,682

SCOPE

Construct new Fire Station #51. Acquire 3 acres of land in the vicinity of 51st Avenue and SR 303. Construct a new 20,000 square foot, 5-bay fire station. Acquire 5 new fire apparatus (1 ladder, 1 ladder tender, 1 pumper, 1 hazardous material support vehicle and 1 rescue vehicle), as well as 1 new battalion chief vehicle.

BENEFIT

Provide the emergency response resources needed to serve the technology park developing on the north side of SR 303, as well as future residential development anticipated west of I-17. Mitigate service impacts on neighboring stations by reducing redirection of resources.

COST ELEMENTS	2024-25	2025-26	2026-27	2027-28	2028-29	5-YR TOTAL
STUDY	89,448	0	0	0	0	89,448
REAL PROPERTY	2,749,440	0	0	0	0	2,749,440
DESIGN / ENGINEERING	0	1,457,250	0	0	0	1,457,250
CONSTRUCTION / DEMO	0	0	14,873,750	0	0	14,873,750
EQUIPMENT	0	0	5,065,999	0	0	5,065,999
MOVE-IN EXPENSES	0	0	178,485	0	0	178,485
<i>PERCENT FOR ART</i>						163,310
TOTAL PROJECT COST	2,838,888	1,457,250	20,118,234	0	0	24,577,682

OTHER FUNDING	2024-25	2025-26	2026-27	2027-28	2028-29	5-YR TOTAL
IMPACT FEES / FED	1,000,000	0	5,000,000	0	0	6,000,000

ON-GOING EXPENSES	ANNUAL COST
STAFF	7,001,000
CONTRACTUALS	300,000
COMMODITIES	60,000
INTERDEPARTMENTAL	168,000
ON-GOING CAPITAL	0
TOTAL OPERATING	7,529,000

PUBLIC SAFETY
2023 GO Bond Program
Executive Committee Recommendations to City Council
Project Detail

Police Property Management Warehouse Renovation

Rank: 6

100 East Elwood Street (District: 7)

TOTAL PROJECT COST	OTHER FUNDING	GO BOND FUNDING
\$9,027,896	\$0	\$9,027,896

SCOPE

Renovate the Police Property Management Warehouse and secure the property for vehicle evidence currently stored at a different location. Construct a 1,600 square foot administrative building for the vehicle lot. Update and improve aging evidence preservation and storage equipment and spaces to optimize space utilization and provide a visitor lobby.

BENEFIT

Ensure crime scene evidence is preserved and protected consistent with industry standards. Maintain existing public facilities and mechanical systems to reduce service disruptions and avoid costs of replacement in the future.

COST ELEMENTS	2024-25	2025-26	2026-27	2027-28	2028-29	5-YR TOTAL
STUDY	0	0	0	0	0	0
REAL PROPERTY	0	0	0	0	0	0
DESIGN / ENGINEERING	487,500	1,884,000	0	0	0	2,371,500
CONSTRUCTION / DEMO	1,822,041	1,740,472	3,004,498	0	0	6,567,011
EQUIPMENT	0	0	0	0	0	0
MOVE-IN EXPENSES	0	0	0	0	0	0
<i>PERCENT FOR ART</i>						89,385
TOTAL PROJECT COST	2,309,541	3,624,472	3,004,498	0	0	9,027,896

OTHER FUNDING	2024-25	2025-26	2026-27	2027-28	2028-29	5-YR TOTAL
N/A	0	0	0	0	0	0

ON-GOING EXPENSES	ANNUAL COST
STAFF	0
CONTRACTUALS	0
COMMODITIES	0
INTERDEPARTMENTAL	0
ON-GOING CAPITAL	0
TOTAL OPERATING	0

PUBLIC SAFETY
2023 GO Bond Program
Executive Committee Recommendations to City Council
Project Detail

Maryvale Police Precinct Renovation

Rank: 7

6180 West Encanto Boulevard (District: 4, 5, 7)

TOTAL PROJECT COST	OTHER FUNDING	GO BOND FUNDING
\$2,986,563	\$0	\$2,986,563

SCOPE

Renovate and update the Maryvale Police Precinct.

BENEFIT

Extend the functional life of critical equipment and building systems at the Maryvale Police Precinct building. Improve the functionality of the building to ensure officers and staff are well-equipped to serve the Maryvale Precinct and respond to community needs. Ensure continuity of service by reducing the potential for failure of equipment and/or building systems.

COST ELEMENTS	2024-25	2025-26	2026-27	2027-28	2028-29	5-YR TOTAL
STUDY	0	0	0	0	0	0
REAL PROPERTY	0	0	0	0	0	0
DESIGN / ENGINEERING	0	0	0	0	0	0
CONSTRUCTION / DEMO	1,721,229	1,235,764	0	0	0	2,956,993
EQUIPMENT	0	0	0	0	0	0
MOVE-IN EXPENSES	0	0	0	0	0	0
<i>PERCENT FOR ART</i>						29,570
TOTAL PROJECT COST	1,721,229	1,235,764	0	0	0	2,986,563

OTHER FUNDING	2024-25	2025-26	2026-27	2027-28	2028-29	5-YR TOTAL
N/A	0	0	0	0	0	0

ON-GOING EXPENSES	ANNUAL COST
STAFF	0
CONTRACTUALS	0
COMMODITIES	0
INTERDEPARTMENTAL	0
ON-GOING CAPITAL	0
TOTAL OPERATING	0

STREETS & STORM DRAINAGE
2023 GO Bond Program
Executive Committee Recommendations to City Council

Rank	Project Name	Total Cost	Other Funds	GO Bond Funds	Ongoing Cost
1	Vision Zero Implementation Location: Citywide District: Citywide	16,922,765	0	16,922,765	258,393
2	Equity Based Transportation Mobility - T2050 Mobility Implementation Location: Various District: Citywide	12,570,371	0	12,570,371	127,343
3	Laveen Flood Mitigation Location: Various District: 7	23,384,187	15,153,786	8,230,401	0
4	Pavement Maintenance Supplement Location: Citywide District: Citywide	22,030,869	0	22,030,869	0
5	Hohokam Drainage Program Location: Baseline Road to Dobbins Road & 14th Street to 21st Street District: 8	54,708,715	35,463,121	19,245,594	0
6	Storm Drain Replacement Program Location: Various District: Citywide	2,500,000	0	2,500,000	0
Streets & Storm Drainage Recommended Total		132,116,907	50,616,907	81,500,000	385,736

STREETS & STORM DRAINAGE
2023 GO Bond Program
Executive Committee Recommendations to City Council
Project Detail

Vision Zero Implementation

Rank: 1

Citywide (District: Citywide)

TOTAL PROJECT COST	OTHER FUNDING	GO BOND FUNDING
\$16,922,765	\$0	\$16,922,765

SCOPE

Supplement the Council-approved Road Safety Action Plan and leverage various Federal funding opportunities toward becoming a Vision Zero City. Identify, design, and implement roadway safety countermeasures that address locations and behaviors related to fatal and serious injury accidents.

BENEFIT

Improve roadway safety with a specific emphasis on projects that reduce serious vehicle collisions. Recognition as a Vision Zero City will help raise awareness of roadway safety projects and promote the goal of eliminating serious injuries and fatalities on Phoenix roadways.

COST ELEMENTS	2024-25	2025-26	2026-27	2027-28	2028-29	5-YR TOTAL
STUDY	300,000	300,000	300,000	0	0	900,000
REAL PROPERTY	100,000	100,000	100,000	0	0	300,000
DESIGN / ENGINEERING	700,000	700,000	700,000	0	0	2,100,000
CONSTRUCTION / DEMO	0	4,500,000	4,500,000	4,467,094	0	13,467,094
EQUIPMENT	0	0	0	0	0	0
MOVE-IN EXPENSES	0	0	0	0	0	0
<i>PERCENT FOR ART</i>						155,671
TOTAL PROJECT COST	1,100,000	5,600,000	5,600,000	4,467,094	0	16,922,765
OTHER FUNDING	2024-25	2025-26	2026-27	2027-28	2028-29	5-YR TOTAL
N/A	0	0	0	0	0	0

ON-GOING EXPENSES	ANNUAL COST
STAFF	245,893
CONTRACTUALS	4,700
COMMODITIES	7,800
INTERDEPARTMENTAL	0
ON-GOING CAPITAL	0
TOTAL OPERATING	258,393

STREETS & STORM DRAINAGE

**2023 GO Bond Program
Executive Committee Recommendations to City Council
Project Detail**

Equity Based Transportation Mobility - T2050 Mobility Implementation

Rank: 2

Various (District: Citywide)

TOTAL PROJECT COST	OTHER FUNDING	GO BOND FUNDING
\$12,570,371	\$0	\$12,570,371

SCOPE

Design and construct recommended mobility improvements including curb, gutter, sidewalk, ADA ramps, streetlights, traffic calming, safe HAWK crossings, traffic signals, and tree/shade landscaping. Low Impact Development and Green Infrastructure may be considered in the design of these projects.

BENEFIT

Accelerate implementation of mobility projects that support historically disadvantaged communities where access to safe transportation options is limited. Equity-based mobility projects take into account the prevalence of zero-car households, areas of persistent poverty, school areas with a high rate of walking enrollment, high daily bus boardings, high bike-on-bus boardings, ADA non-accessible and non-compliant bus stops, streets and intersections that have a high number of crashes between vehicles and people walking and riding bicycles, gaps in the bikeway network, areas that lack pedestrian crossing signals. Completed mobility projects will address hazards, reduce roadway user stress, and improve multi-modal connectivity. Improved access to safe transportation options will help reduce socio-economic inequities that are more pronounced in underserved and disadvantaged neighborhoods.

COST ELEMENTS	2024-25	2025-26	2026-27	2027-28	2028-29	5-YR TOTAL
STUDY	0	0	0	0	0	0
REAL PROPERTY	0	0	0	0	0	0
DESIGN / ENGINEERING	1,000,000	1,000,000	611,478	0	0	2,611,478
CONSTRUCTION / DEMO	0	4,000,000	4,000,000	1,834,434	0	9,834,434
EQUIPMENT	0	0	0	0	0	0
MOVE-IN EXPENSES	0	0	0	0	0	0
<i>PERCENT FOR ART</i>						124,459
TOTAL PROJECT COST	1,000,000	5,000,000	4,611,478	1,834,434	0	12,570,371

OTHER FUNDING	2024-25	2025-26	2026-27	2027-28	2028-29	5-YR TOTAL
N/A	0	0	0	0	0	0

ON-GOING EXPENSES	ANNUAL COST
STAFF	117,053
CONTRACTUALS	2,790
COMMODITIES	3,900
INTERDEPARTMENTAL	3,600
ON-GOING CAPITAL	0
TOTAL OPERATING	127,343

STREETS & STORM DRAINAGE
2023 GO Bond Program
Executive Committee Recommendations to City Council
Project Detail

Laveen Flood Mitigation

Rank: 3

Various (District: 7)

TOTAL PROJECT COST	OTHER FUNDING	GO BOND FUNDING
\$23,384,187	\$15,153,786	\$8,230,401

SCOPE

Implement drainage mitigation options to reduce flood impacts in four areas of Laveen. These projects were recommended in the 2022 Laveen Area Drainage Feasibility Study.

BENEFIT

Provide flood protection to existing homes and other structures. Leverage cost share opportunities with the Flood Control District of Maricopa County for final design and construction.

COST ELEMENTS	2024-25	2025-26	2026-27	2027-28	2028-29	5-YR TOTAL
STUDY	229,120	0	0	0	0	229,120
REAL PROPERTY	0	0	2,892,647	0	0	2,892,647
DESIGN / ENGINEERING	0	2,940,148	0	0	0	2,940,148
CONSTRUCTION / DEMO	0	0	0	10,059,426	7,192,175	17,251,601
EQUIPMENT	0	0	0	0	0	0
MOVE-IN EXPENSES	0	0	0	0	0	0
<i>PERCENT FOR ART</i>						70,671
TOTAL PROJECT COST	229,120	2,940,148	2,892,647	10,059,426	7,192,175	23,384,187
OTHER FUNDING	2024-25	2025-26	2026-27	2027-28	2028-29	5-YR TOTAL
FCDMC	148,928	1,911,096	1,880,221	6,538,627	4,674,914	15,153,786

ON-GOING EXPENSES	ANNUAL COST
STAFF	0
CONTRACTUALS	0
COMMODITIES	0
INTERDEPARTMENTAL	0
ON-GOING CAPITAL	0
TOTAL OPERATING	0

STREETS & STORM DRAINAGE
2023 GO Bond Program
Executive Committee Recommendations to City Council
Project Detail

Pavement Maintenance Supplement

Rank: 4

Citywide (District: Citywide)

TOTAL PROJECT COST	OTHER FUNDING	GO BOND FUNDING
\$22,030,869	\$0	\$22,030,869

SCOPE

Supplement the Accelerated Pavement Maintenance Program with additional funding for neighborhood street mill and overlay projects at an estimated \$1 million per residential quarter section.

BENEFIT

Local street mill and overlay helps preserve neighborhood character and quality. Well-maintained roads are safer, quieter and reduce wear and tear on vehicles. This proposal would reduce deferred maintenance needs and degradation of neighborhood streets.

COST ELEMENTS	2024-25	2025-26	2026-27	2027-28	2028-29	5-YR TOTAL
STUDY	0	0	0	0	0	0
REAL PROPERTY	0	0	0	0	0	0
DESIGN / ENGINEERING	0	0	0	0	0	0
CONSTRUCTION / DEMO	7,812,742	7,000,000	7,000,000	0	0	21,812,742
EQUIPMENT	0	0	0	0	0	0
MOVE-IN EXPENSES	0	0	0	0	0	0
<i>PERCENT FOR ART</i>						218,127
TOTAL PROJECT COST	7,812,742	7,000,000	7,000,000	0	0	22,030,869
OTHER FUNDING	2024-25	2025-26	2026-27	2027-28	2028-29	5-YR TOTAL
N/A	0	0	0	0	0	0

ON-GOING EXPENSES	ANNUAL COST
STAFF	0
CONTRACTUALS	0
COMMODITIES	0
INTERDEPARTMENTAL	0
ON-GOING CAPITAL	0
TOTAL OPERATING	0

STREETS & STORM DRAINAGE
2023 GO Bond Program
Executive Committee Recommendations to City Council
Project Detail

Hohokam Drainage Program

Rank: 5

Baseline Road to Dobbins Road & 14th Street to 21st Street (District: 8)

TOTAL PROJECT COST	OTHER FUNDING	GO BOND FUNDING
\$54,708,715	\$35,463,121	\$19,245,594

SCOPE

Implement the Hohokam Area Drainage Master Plan that was prepared in collaboration with the Flood Control District of Maricopa County. Design and construct a series of storm sewer drainage basins and pipes that extends the storm drainage system in the area south of Baseline Road to Dobbins Road, and 14th Street to 21st Street.

BENEFIT

Provide flood protection to existing homes and other structures. Reduce roadway safety hazards that result during storm events. Leverage cost share opportunities with the Flood Control District of Maricopa County for final design and construction.

COST ELEMENTS	2024-25	2025-26	2026-27	2027-28	2028-29	5-YR TOTAL
STUDY	1,116,960	0	0	0	0	1,116,960
REAL PROPERTY	0	5,228,613	5,336,702	0	0	10,565,315
DESIGN / ENGINEERING	0	3,485,742	2,668,946	0	0	6,154,688
CONSTRUCTION / DEMO	0	0	0	18,167,240	18,554,445	36,721,685
EQUIPMENT	0	0	0	0	0	0
MOVE-IN EXPENSES	0	0	0	0	0	0
<i>PERCENT FOR ART</i>						150,067
TOTAL PROJECT COST	1,116,960	8,714,355	8,005,648	18,167,240	18,554,445	54,708,715
OTHER FUNDING	2024-25	2025-26	2026-27	2027-28	2028-29	5-YR TOTAL
FCDMC	726,024	5,664,331	5,203,671	11,808,706	12,060,389	35,463,121

ON-GOING EXPENSES	ANNUAL COST
STAFF	0
CONTRACTUALS	0
COMMODITIES	0
INTERDEPARTMENTAL	0
ON-GOING CAPITAL	0
TOTAL OPERATING	0

STREETS & STORM DRAINAGE
2023 GO Bond Program
Executive Committee Recommendations to City Council
Project Detail

Storm Drain Replacement Program

Rank: 6

Various (District: Citywide)

TOTAL PROJECT COST	OTHER FUNDING	GO BOND FUNDING
\$2,500,000	\$0	\$2,500,000

SCOPE

Replace deteriorating metal storm drain pipe with new reinforced concrete pipe. Approximately one to two miles of pipe would be replaced each year.

BENEFIT

Much of the street stormwater system was built more than 30 years ago with corrugated metal pipe, which has deteriorated and is past its useful life. Failures of the piping have led to reactive responses with numerous sink holes occurring in City streets that result in disruption to traffic, as well as safety issues. Not funding this project will result in additional damage to City streets, flooding in neighborhoods, and potential claims against the City due to property damage and potential loss of human life.

COST ELEMENTS	2024-25	2025-26	2026-27	2027-28	2028-29	5-YR TOTAL
STUDY	2,500,000	0	0	0	0	2,500,000
REAL PROPERTY	0	0	0	0	0	0
DESIGN / ENGINEERING	0	0	0	0	0	0
CONSTRUCTION / DEMO	0	0	0	0	0	0
EQUIPMENT	0	0	0	0	0	0
MOVE-IN EXPENSES	0	0	0	0	0	0
<i>PERCENT FOR ART</i>						0
TOTAL PROJECT COST	2,500,000	0	0	0	0	2,500,000
OTHER FUNDING	2024-25	2025-26	2026-27	2027-28	2028-29	5-YR TOTAL
N/A	0	0	0	0	0	0

ON-GOING EXPENSES	ANNUAL COST
STAFF	0
CONTRACTUALS	0
COMMODITIES	0
INTERDEPARTMENTAL	0
ON-GOING CAPITAL	0
TOTAL OPERATING	0

Attachment B

2023 GO Bond Program Subcommittee Recommendations to Executive Committee Project Summary

Arts & Culture Subcommittee Recommendations

Rank	Project Name	District(s)	GO Bond Funds	Ongoing Cost
1	Latino Cultural Center	7	21,729,054	512,216
2	Valley Youth Theatre - Permanent Home Project	7	14,089,510	271,040
3	Children's Museum of Phoenix Expansion	8	5,399,584	105,230
4	Phoenix Center for the Arts Theater Improvements	7	1,200,000	0
5	Phoenix Theatre Company ADA Accesssibility	4	5,800,000	0
6	Arizona Jewish Historical Society Renovation & Expansion Project	7	2,020,000	0
7	Symphony Hall Theatrical Venue Improvements	7	5,663,232	0
8	Herberger Theater Center - Theatrical Improvements	7	3,291,084	0
9	Cultural Facilities Critical Equipment Replacements	Citywide	5,000,000	0

Arts & Culture Recommended Total	64,192,464	888,486
---	-------------------	----------------

Compare to Capital Needs Study Prioritized Project Total	56,057,465
Compare to City Manager's Recommended Target	50,000,000

Economic Development & Education Subcommittee Recommendations

Rank	Project Name	District(s)	GO Bond Funds	Ongoing Cost
1	Rio Reimagined Land Acquisition	7, 8	23,500,000	0
2	ASU Health Technology Center	Citywide	15,000,000	0
3	Spark Area Land Acquisition - Reuse and Redevelopment Strategy Implementation	8	2,500,000	0
4	Economic Development Public Infrastructure	Citywide	5,050,000	0

Economic Development & Education Recommended Total	46,050,000	0
---	-------------------	----------

Compare to Capital Needs Study Prioritized Project Total	23,500,000
Compare to City Manager's Recommended Target	38,000,000

Environment & Sustainability Subcommittee Recommendations

Rank	Project Name	District(s)	GO Bond Funds	Ongoing Cost
1	Energy and Water Efficiency and Renewable Energy Upgrades at City Facilities	Citywide	13,500,000	0
2	Heat Resiliency	Citywide	7,300,000	171,053
3	City Brownfields Redevelopment Projects	Citywide	3,000,000	0
4	City Facility Vehicle Electrification Stations	Citywide	1,300,000	20,000

Environment & Sustainability Recommended Total	25,100,000	191,053
---	-------------------	----------------

Compare to Capital Needs Study Prioritized Project Total	25,134,753
Compare to City Manager's Recommended Target	26,000,000

2023 GO Bond Program
Subcommittee Recommendations to Executive Committee
Project Summary

Housing, Human Services & Homelessness Subcommittee Recommendations

Rank	Project Name	District(s)	GO Bond Funds	Ongoing Cost
1	Affordable Housing Property Preservation - Phase 1	Citywide	33,010,113	0
2	Cesar Chavez Senior Center	7, 8	5,707,191	331,705
3	McDowell Senior Center Renovation	8	1,765,118	0
4	Acquisition/Renovation of Property for Shelter	Citywide	22,500,000	8,000,000
5	Choice Neighborhoods Housing Development Gap Funding	8	21,217,878	0
6	Innovation in Affordable Housing Program	Citywide	1,000,000	0
7	Affordable Housing Development Gap Financing	Citywide	10,000,000	0
8	Expansion of The Parsons Center for Health and Wellness	7	6,886,955	0
Housing, Human Services & Homelessness Recommended Total			102,087,255	8,331,705
Compare to Capital Needs Study Prioritized Project Total			61,738,582	
Compare to City Manager's Recommended Target			63,000,000	

Neighborhoods & City Services Subcommittee Recommendations

Rank	Project Name	District(s)	GO Bond Funds	Ongoing Cost
1	Branch Library at Estrella Civic Space - 13,000	7	8,574,460	856,621
2	City Facility ADA Improvements	Citywide	10,100,000	0
3	Yucca Branch Library Expansion	5	10,626,991	1,288,064
4	Branch Library at Desert View Civic Space - 13,000	2	10,313,210	856,621
5	Historic Preservation Programs	Citywide	5,000,000	0
6	City Service Center Property Improvements	2, 5, 7, 8	5,050,000	0
7	Downtown City Property Improvements	7	5,050,000	0
Neighborhoods & City Services Recommended Total			54,714,661	3,001,306
Compare to Capital Needs Study Prioritized Project Total			52,440,459	
Compare to City Manager's Recommended Target			45,000,000	

Parks & Recreation Subcommittee Recommendations

Rank	Project Name	District(s)	GO Bond Funds	Ongoing Cost
1	Citywide Funding for Parks Minor Capital Projects	Citywide	1,500,000	0
2	Esteban Park Recreation Center	8	5,000,000	296,572
3	South Mountain Roadway Safety Enhancements	6, 8	10,686,522	0
4	Margaret T Hance Park Improvements	7	17,835,428	0
5	Harmon Park Regional Pool and Three Splash Pad Sites	8	12,774,702	279,540
6	Maryvale Park Regional Pool and Two Splash Pads Sites	5	14,350,706	464,060
7	Grant Park Historic Bathhouse Renovation	8	1,600,000	119,803
8	Estrella Civic Space - Phase 1	7	12,342,949	1,600,000

2023 GO Bond Program
Subcommittee Recommendations to Executive Committee
Project Summary

Parks & Recreation Subcommittee Recommendations

Rank	Project Name	District(s)	GO Bond Funds	Ongoing Cost
9	Desert View Civic Space - Phase 1	2	8,375,338	686,000
10	Telephone Pioneers of America Park Recreation Center Improvements	1	2,202,033	0
11	Mountain View Community Center Sports Complex Improvements	2, 3	1,191,999	0
12	Sweetwater Park Improvements	3	1,500,000	0
13	South Phoenix Youth Center Improvements	8	3,173,016	0
14	South Mountain Community Center Renovations	7	4,586,805	0
15	Rio Salado Embankment Erosion Control	7, 8	4,582,989	0
16	Pueblo Grande Museum and Archaeologic Park Improvements	8	5,306,980	0
17	Washington Activity Center Renovations	5	2,643,999	0

Parks & Recreation Recommended Total	109,653,466	3,445,975
---	--------------------	------------------

Compare to Capital Needs Study Prioritized Project Total	108,962,874
Compare to City Manager's Recommended Target	64,000,000

Public Safety Subcommittee Recommendations

Rank	Project Name	District(s)	GO Bond Funds	Ongoing Cost
1	Fire Station 7 / Community Assistance Program (7th Avenue & Hatcher Road)	3	21,370,986	3,727,000
2	Fire Station 13 / Community Assistance Program (44th Street & Thomas Road)	6, 8	21,715,423	3,727,000
3	Fire Station 15 / Community Assistance Program (45th Avenue & Camelback Road)	5	21,370,986	3,727,000
4	Cactus Park Precinct & Northern Command Center Relocation	1	49,459,259	0
5	Fire Station 51 (51st Avenue & SR 303)	1	18,545,514	7,529,000
6	Police Property Management Warehouse Renovation	7	9,012,264	0
7	New Fire Station 70 / Community Assistance Program (39th Avenue & Cactus Road)	1	17,906,029	3,727,000
8	Maryvale Police Precinct Renovations	4, 5, 7	2,981,392	0
9	New Fire Station 74 (19th Avenue & Chandler Boulevard)	6	10,292,151	2,593,000
10	Fire Station 20 (7th Avenue & Glendale Road)	3	18,194,942	5,026,000

Public Safety Recommended Total	190,848,946	30,056,000
--	--------------------	-------------------

Compare to Capital Needs Study Prioritized Project Total	158,264,630
Compare to City Manager's Recommended Target	132,500,000

Streets & Storm Drainage Subcommittee Recommendations

Rank	Project Name	District(s)	GO Bond Funds	Ongoing Cost
1	Vision Zero Implementation	Citywide	26,711,479	258,393
2	Equity Based Transportation Mobility - T2050 Mobility Implementation	Citywide	20,170,000	127,343
3	Laveen Flood Mitigation Projects	7	8,230,401	0
4	Pavement Maintenance Supplement	Citywide	35,350,000	0

2023 GO Bond Program
Subcommittee Recommendations to Executive Committee
Project Summary

Streets & Storm Drainage Subcommittee Recommendations

Rank	Project Name	District(s)	GO Bond Funds	Ongoing Cost
5	Hohokam Drainage Program	8	19,245,594	0
6	Storm Drain Replacement Program	Citywide	14,392,500	0
Streets & Storm Drainage Recommended Total			124,099,974	385,736
Compare to Capital Needs Study Prioritized Project Total			160,634,711	
Compare to City Manager's Recommended Target			81,500,000	

All Subcommittees Recommended Total			716,746,766	46,300,261
--	--	--	--------------------	-------------------



City of Phoenix

To: General Obligation Bond Committee

Date: October 25, 2022

From: Christine Mackay
Community and Economic Development Director

Subject: GENERAL OBLIGATION BOND – ALTERNATIVE FUNDING SOURCES

The Community and Economic Development Department has several alternative funding sources that are currently utilized for Economic Development Public Infrastructure projects. The following funding sources are earmarked for public infrastructure related projects within the 22-23 Fiscal Year budget and over the next five years of the Capital Improvement Program. These sources are largely committed through the next five years, but broadly provide funding for a range of public improvements including, but not exclusive of: water lines, sewer lines, landscaping, pedestrian paths, trash cans, streetlights, and educational facilities.

- Approximately \$33,000,000, committed over five years, in the Downtown Community Reinvestment Fund, Capital Investment Program
- Approximately \$7,000,000, committed over five years, in the Strategic Economic Development Fund, Capital Investment Program
- \$2,000,000 of one-time ARPA funding



City of Phoenix

PLANNING AND DEVELOPMENT DEPARTMENT

To: General Obligation Bond Committee

Date: October 26, 2022

From: Alan Stephenson
Deputy City Manager

Subject: Alternative Funding Sources – Historic Preservation Grants

Planning Department – Historic Preservation			
Grant Program	Annual Funding Amount	Owner match of award amount	Source
Residential – Exterior Rehabilitation	\$200,000	50%	General Fund
Residential/Commercial – Threatened Building	\$500,000	50%	General Fund

City Council authorized \$200,000 for a **Residential Exterior Rehabilitation Grant** program in 2020 for the 2021/2022 fiscal year – the funds were reauthorized for 2022/2023.

Funding for the **Threatened Building Grant** program, which can be used for residential or commercial properties, was authorized by City Council in 2021 in the amount of \$500,000 for the 2022/2023 fiscal year.



City of Phoenix

To: General Obligation Bond Committee

Date: October 26, 2022

From: Gina Montes
Deputy City Manager

Subject: ALTERNATIVE FUNDING SOURCES – AFFORDABLE HOUSING AND HOMELESSNESS PROJECTS

Twelve projects, totaling \$88.93 million, have been earmarked with funding through the City’s American Rescue Plan Act (ARPA) Strategic Plan; the Community Development Block Grant Coronavirus Aid, Relief, and Economic Security Act (CDBG-CV); HOME Investment Partnerships Program – America Rescue Plan (HOME – ARP); Arizona Department of Housing (ADOH); and the Housing Department’s current fiscal year (FY 2022-23) Capital Improvement Plan (CIP) and operating expense budget to address affordable housing and homelessness infrastructure. Some are already implemented, and others are undergoing contract and/or design discussions. The projects are listed below and are categorized by department.

Homeless Solutions

Allocation

Project

\$17,400,000

Hotel Acquisition and Renovation for Future Permanent Supportive Housing (ARPA)

\$17.4 million in funding is available for the acquisition and renovation of a hotel to convert to permanent supportive housing for people experiencing homelessness. A location or partner for this potential project has not yet been identified.

\$7,000,000

Sprung Structure II and Non-Congregate Emergency Shelter (ADOH)

ADOH is in the process of committing funding for the development and operation of a Sprung Structure and non-congregate shelter on a City-owned parcel. The project will have a workforce component that will be operated by St. Vincent de Paul and will allow shelter residents the option of obtaining immediate employment opportunities upon entering

shelter. An anticipated 200 congregate beds and 25-50 non-congregate beds will be available by June 2023.

\$8,100,00

Hotel Lease for Emergency Shelter (ARPA)

In partnership with Community Bridges, Inc, the City is funding a lease/purchase agreement for a 117-room hotel to be used as emergency shelter. Additional acquisition funding is committed from Maricopa County. The lease of the hotel begins Nov. 1, 2022, and the acquisition will occur after a Special Use Permit is approved, within six months of the start of the lease.

\$6,000,000

St. Vincent de Paul, Ozanam Manor II (ARPA)

In partnership with Maricopa County, Arizona Department of Housing, and St. Vincent de Paul the City is assisting in funding the construction of a new 100-bed transitional housing facility for individuals experiencing homelessness. The facility will be owned by St. Vincent de Paul and located adjacent to their Watkins campus. This project is scheduled to be operational by March 2024.

\$4,000,000

Community Bridges, Inc. North Mountain Healing Center (CDBG-CV)

This project is a partnership with Maricopa County and Community Bridges, Inc. to acquire and rehabilitate a commercial building in the North Phoenix/Sunnyslope area to be used as a 100-person emergency shelter. The shelter will be limited to individuals experiencing homelessness in neighborhoods surrounding the facility. The shelter is scheduled to be operational by June 2023.

\$4,000,000

Central Arizona Shelter Services, The Haven (CDBG-CV)

This project is a partnership between Arizona Department of Housing, Central Arizona Shelter Services, and CASS to acquire and renovate a hotel for use as shelter for seniors aged 55 and above and will serve up to 170 people nightly. The shelter is scheduled to be operational by June 2023.

\$2,000,000

UMOM Family Shelter (CDBG-CV)

This project includes the renovation of an existing office building on the UMOM family shelter campus to increase the number by family shelter units by 20, which is estimated to add 80 total beds at the shelter. The Neighborhood Services Department will seek Council approval for this project on Nov. 16.

\$6,000,000

Salvation Army Family Shelter (CDBG-CV and CDBG)

This project includes the new construction of an additional family shelter building on the Salvation Army campus to increase the number by family shelter units by 12, which is estimated to add 60 total beds at the shelter. The Neighborhood Services Department will seek Council approval for this project on Nov. 16.

Housing

Allocation

Project

\$16,420,000

Acquisition/Renovation of Property for Shelter (HOME-ARP)

The U.S. Department of Housing and Urban Development awarded federal funds to the Housing Department of \$21.35 million of HOME-ARP in 2021. These funds help support various populations such as: homeless, at-risk of homelessness, fleeing/attempting to flee domestic violence, dating violence, sexual assault, stalking, human trafficking, or households having high risk of housing instability.

Based on input received through stakeholder consultation and public participation processes the Housing Department plans to use a portion of HOME-ARP funds for allowable activities including:

- \$8.21 million for non-congregate shelter; and
- \$8.21 million for rental housing units.

\$12,000,000

Affordable Housing Program (ARPA)

As eligible by federal guidance, staff is moving forward to create and preserve more affordable housing in Phoenix by providing gap financing to developers. Staff will return to City Council with more details.

\$5,000,000

Community Land Trust Program (ARPA)

A Community Land Trust (CLT) creates permanent affordable housing by purchasing or developing homes which are then sold to low- and moderate-income households. This allocation will allow staff to fund an all-inclusive CLT and include acquisition, housing development, rehabilitation, and down payment assistance.

\$1,013,000

Affordable Housing Property Preservation (Housing CIP and Operating)

The Housing Department has a Fiscal Year 2022-23 adopted CIP and operating expense budget for construction, materials, and minor maintenance of \$1.01 million to preserve the affordable housing portfolio.



City of Phoenix

To: General Obligation Bond Committee

Date: October 26, 2022

From: Joe Giudice *JG*
Public Works Director

Subject: GO BOND - ALTERNATE FUNDING SOURCES

The Public Works Department has the following Programs for consideration by the Executive Bond Committee for General Obligation Bonds:

- Energy and Water Efficiency and Renewable Energy Upgrades at City Facilities
- City Facility ADA Improvements
- City Service Center Property Improvements
- Downtown City Property Improvements

The memo will describe other CIP or operating funding sources budgeted to provide funding in the referenced program areas.

Energy and Water Efficiency and Renewable Energy Upgrades at City Facilities

The Public Works Department has a CIP budget of \$500,000 annually to invest in energy efficiency projects using General Fund resources. For fiscal year 2022-2023, an additional \$3 million was programmed for this purpose as a one-time additional investment of capital funds. The expected CIP funds for future fiscal years is \$500,000.

City Facility ADA Improvements

There is \$500,000 budgeted annually in the CIP to perform City Facility ADA Assessments using General Fund resources. In the event a CIP is in progress as a result of other funds, any ADA deficiencies identified during the scope of that project are addressed through those project funds.

City Service Center and Downtown Property Improvements

In fiscal year 2019-2020, a CIP Major Maintenance Fund was established to address substantial deferred maintenance issues that were identified as a citywide program to address urgent needs. The fund is budgeted with \$13 million annually using General Fund resources. Projects to be funded are identified by a scoring matrix that evaluates the likelihood of system failure and the degree of impact or risk from system failure. The majority of projects funded through the first few years of this program have been to

address critical fire life safety building systems. It is important to note that the \$13 million program is for projects across all city departments.

From the \$13 million in annual funds from this program, approximately \$1 million annually is used to perform facility condition assessments.

The Public Works Department also maintains \$1.5 million for annual minor maintenance in the General Fund Operating Budget to perform small project repairs in Public Works facilities.

To: General Obligation Bond Committee

Date: October 26, 2022

From: Kini L.E. Knudson
Street Transportation Director

RE: Alternative Funding Sources – General Obligation Bond Projects

Based on the City’s approved Five-Year (FY2023 through FY2027) Capital Improvement Program (CIP), this memo provides information on any approved funding levels utilizing alternative funding sources (non-General Obligation Bond funding) to support the following proposed General Obligation (GO) Bond projects:

- Equity-Based Transportation Mobility
- Pavement Maintenance
- Vision Zero

Equity-Based Transportation Mobility

The Street Transportation Department (Streets) receives an allocation of 13.8% of Transportation 2050 (T2050) funding, which is a seven-tenths of a cent sales tax that began on January 1, 2016 and expires on December 31, 2050. To meet the street-related goals of T2050, Streets utilizes T2050 funding to support four sub-program areas: Pavement Maintenance, New and Major Streets, Mobility Improvements, and Technology Enhancements. The Equity-Based Transportation Mobility GO Bond project is linked to the T2050 Mobility Improvements sub-program. Any GO Bond funding allocated to the Equity-Based Transportation Mobility project would leverage existing T2050 funding level for the T2050 Mobility Improvements sub-program.

As outlined below, Streets has \$1,066,000 in T2050 funding programmed in the CIP over the next five years for Pedestrian and Bicycle Mobility Improvements.

Funding	FY 2023	FY 2024	FY 2025	FY 2026	FY 2027	Total
T2050 Pedestrian and Bicycle Mobility	\$ 0	\$ 53,000	\$ 666,000	\$ 294,000	\$ 981,000	\$ 1,066,000

Pavement Maintenance

To maintain Phoenix’s 5,000 miles of streets, funding is provided within Streets’ CIP to support implementation of the City’s Pavement Maintenance Program, which utilizes a pavement management system methodology to assess, plan, and program streets for maintenance. Utilizing objective data on pavement condition, treatment costs, and available funding, a variety of surface treatments are utilized to both restore streets to good condition and keep good streets in good condition.

The proposed GO Bond funding for pavement maintenance is for residential streets, which comes from the Arizona Highway User Revenue Fund (HURF). HURF funding is used for maintenance of streets classified as locals and minor collectors. As outlined below, Streets has \$ 206,438,193 in HURF funding programmed in the CIP over the next five years for pavement maintenance on residential streets.

Funding	FY 2023	FY 2024	FY 2025	FY 2026	FY 2027	Total
HURF Residential	\$ 34,538,193	\$ 41,655,000	\$ 43,415,000	\$ 43,415,000	\$ 43,415,000	\$ 206,438,193

Transportation 2050 funds are used for pavement maintenance on streets classified as arterials and major collectors. These funds could also be used for pavement maintenance on residential streets if Council were to

redirect these funds from pavement maintenance projects on arterials and major collectors. The T2050 funds for arterials and major collectors is shown below:

Funding	FY 2023	FY 2024	FY 2025	FY 2026	FY 2027	Total
T2050 Arterials & Major Collectors	\$ 42,795,578	\$ 24,790,000	\$ 24,790,000	\$ 25,790,000	\$ 26,790,000	\$ 144,955,578

The proposed GO Bond funding for pavement maintenance is intended to supplement currently programmed funding to ensure acceptable pavement conditions can be maintained throughout the City.

Vision Zero

On September 7, 2022, Council unanimously approved the City’s Vision Zero Road Safety Action Plan (RSAP), and allocated \$10 million annually across three funding sources (City’s General Fund, HURF, and T2050) to implement the RSAP.

As outlined below, Streets has \$ 50,000,000 in combined General Fund, HURF and T2050 funding programmed in the CIP over the next five years for Vision Zero.

Funding	FY 2023	FY 2024	FY 2025	FY 2026	FY 2027	Total
General Fund	\$ 3,000,000	\$ 3,000,000	\$ 3,000,000	\$ 3,000,000	\$ 3,000,000	\$ 15,000,000
HURF	\$ 5,000,000	\$ 5,000,000	\$ 5,000,000	\$ 5,000,000	\$ 5,000,000	\$ 25,000,000
T2050	\$ 2,000,000	\$ 2,000,000	\$ 2,000,000	\$ 2,000,000	\$ 2,000,000	\$ 10,000,000
Total	\$ 10,000,000	\$ 10,000,000	\$ 10,000,000	\$ 10,000,000	\$ 10,000,000	\$ 50,000,000

In addition, Phoenix has applied for a federal grant through the Infrastructure Investment and Jobs Act, which if awarded would provide an additional \$30 million in roadway safety funding. Given the vast needs in these areas, all of these sources are needed to help reach the City’s Vision Zero goal of zero roadway deaths by 2040.



City of Phoenix

To: General Obligation Bond Executive Committee **Date:** October 25, 2022

From: Amber Williamson, Budget & Research Director ^{AW}

Subject: GENERAL OBLIGATION BOND PROJECT/PROGRAM SCALING

Subcommittee recommendations to the Executive Committee include both distinct projects, and non-specific programs. Most projects' cost estimates are fixed and cannot be adjusted without comprehensive scope revisions. Most programs are scalable to various degrees, such that the Executive Committee could propose doing more or less of the activity by adjusting the dollar value. In doing so, the Executive Committee would only need to consider potential implications on efficiency and effectiveness. Program scaling can also be used for "rounding" adjustments to meet targets. The following subcommittee recommendations are scalable programs.

Subcommittee/Program	Subcommittee Recommended Funding
Arts & Culture	
Cultural Facilities Critical Equipment Replacements	5,000,000
Economic Development & Education	
Economic Development Public Infrastructure	5,050,000
Rio Reimagined Land Acquisition	23,500,000
Spark Area Land Acquisition	2,500,000
Environment & Sustainability	
City Brownfields Redevelopment Projects <i>(Currently Scaled to Minimum)</i>	3,000,000
City Facility Vehicle Electrification Stations	1,300,000
Energy and Water Efficiency and Renewable Energy Upgrades	13,500,000
Heat Resiliency	7,300,000
Housing, Human Services & Homelessness	
Acquisition/Renovation of Property for Shelter <i>(O&M Implications)</i>	22,500,000
Affordable Housing Development Gap Financing	10,000,000
Neighborhoods & City Services	
City Facility ADA Improvements	10,100,000
City Service Center Property Improvements	5,050,000
Downtown City Property Improvements	5,050,000
Historic Preservation Programs	5,000,000

Parks & Recreation

Citywide Funding for Parks Minor Capital Projects 1,500,000

Street Transportation & Drainage

Equity Based Transportation Mobility - T2050 Mobility Implementation 20,170,000

Pavement Maintenance Supplement 35,350,000

Storm Drain Replacement Program 14,392,500

Vision Zero Implementation 26,711,479



City of Phoenix

To: General Obligation Bond Executive Committee **Date:** October 25, 2022

From: Amber Williamson, Budget & Research Director ^{AW}

Subject: GENERAL OBLIGATION BOND PROGRAM PUBLIC/PRIVATE PARTNERSHIPS

The following projects include or may include aspects of public/private partnerships, including one or more of: (1) an existing or potential future private/non-profit operator; (2) private/non-profit capital cost share; or (3) facilitation of private development activity. Projects with private/non-profit capital cost share are noted with an asterisk.

Arts & Culture Subcommittee

Latino Cultural Center (TBD)
Valley Youth Theater – Permanent Home
Children’s Museum of Phoenix Expansion
Phoenix Center for the Arts Theater Improvements
Phoenix Theater Company ADA Accessibility*
Arizona Jewish Historical Society Renovation & Expansion*
Symphony Hall Theatrical Venue Improvements
Herberger Center Theater Theatrical Improvements
Cultural Facilities Critical Equipment Replacements

Economic Development & Education Subcommittee

Rio Reimagined Land Acquisition
ASU Health Technology Center*
Spark Area Land Acquisition
Economic Development Public Infrastructure

Environment & Sustainability Subcommittee

City Brownfields Redevelopment Projects

Housing, Human Services & Homelessness

Choice Neighborhoods Housing Development Gap Funding
Affordable Housing Development Gap Financing
Expansion of The Parsons Center for Health and Wellness

Neighborhoods & City Services

Historic Preservation Programs

Parks & Recreation

Telephone Pioneers of America Park Recreation Center Improvements

Attachment D



City of Phoenix

To: General Obligation Bond Committee **Date:** November 30, 2022

From: ^{AW} Amber Williamson
Budget and Research Director

Subject: RESIDENT 2023 GO BOND PROGRAM COMMENTS

The Budget and Research Department compiles community feedback on the General Obligation Bond Program to provide to the GO Bond Committees and City Leadership. **Attachment A-1** transmits a summary of all community feedback received from July 1 to Nov. 30, 2022.

Budget and Research staff maintains an e-mail address and a voice mailbox for residents to provide comments on the GO Bond Program. **Attachment B-1** transmits a summary of these comments from Nov. 8 to Nov. 30, 2022, as well as social media statistics.

Attachment C-1 transmits submissions to the 2023 GOPHX tool, from July 1 to Nov. 30, 2022. There were no Spanish submissions.

In total, 1,047 comments have been received since July 1, 2022.

At www.phoenix.gov/bond, residents can access the 2023 GO Bond Committee Reports and other GO Bond Program information.

Residents can view the following:

- The 2023 GO Bond Informational Guide in English and Spanish
- Information on how to provide feedback
- Videos of completed GO Bond Committee Meetings

ATTACHMENT A-1

SUMMARY OF COMMUNITY FEEDBACK PROPOSED 2023 GENERAL OBLIGATION (GO) BOND PROGRAM JULY 1, 2022 – NOVEMBER 30, 2022

Below is a summary of the comments received directly by the Budget and Research Department by phone and email, captured in minutes from GO Bond Committee meetings held through November 14, 2022, and through the GOPHX tool.

Comments for funding/support of GO Bond projects:

- (120) in support of funding for new parks or park improvements, including (66) for the Estrella Village Civic Space, (26) for the Margaret T Hance Park Improvement Project, (10) for a recreation center at Esteban Park, and (6) for additional lighting at Pierce Park
- (80) funding for street maintenance and roadway safety improvements, including (24) for Vision Zero Implementation, (21) for Equity Based Transportation Mobility, (8) for traffic mitigation measures in the Roosevelt Historic District, (6) in support of prioritized funding for speed mitigation infrastructure in Sunnyslope near Cave Creek Road, and (2) for more sidewalks
- (75) to fund improvements to the Laveen Area Conveyance Channel
- (72) for funding new or renovated police stations, including (6) for the Cactus Park Precinct and (3) for the Maryvale Precinct
- (67) for funding new or renovated fire stations, including (25) for Fire Station 74 and (6) for a fire station in the Sunnyslope area
- (47) in support of funding for Americans with Disabilities Act (ADA) improvements for Phoenix Theatre
- (41) to fund improvement and expansion of the Arizona Science Center
- (39) additional funding for heat resiliency and mitigation projects, including (17) requesting more shade structures and shade trees and (2) requesting additional funding to install water stations at bus stops
- (35) in support of funding for new and renovated libraries, including (13) for the new library at Desert View Civic Space on Deer Valley Road, (6) for a new library in Sunnyslope, and (3) for the new library at Estrella Civic Space
- (32) additional funding to shelter individuals experiencing homelessness, permanent and supportive housing, and supportive services
- (29) to fund Expansion of The Parsons Center for Health and Wellness
- (28) to fund repairs at Phoenix Center for the Arts
- (23) funding for historic preservation projects, with (1) for Heritage Square Restoration, (1) for the Warehouse and Threatened Buildings Program, and (1) for Orpheum Theatre Exterior Renovations
- (23) in support of funding for the Valley Youth Theatre Permanent Home Project
- (22) to fund the Arizona State University Health Science and Technology Center
- (21) additional funding for affordable housing projects, including (1) more affordable housing options in the Garfield neighborhood
- (17) to provide funding to the Arizona Jewish Historical Society

- (13) funding for equipment and vehicle replacement, including (8) for fire apparatus and emergency vehicles
- (13) to fund the Children’s Museum of Phoenix Expansion
- (12) funding for storm drainage and flood control projects, including (2) supporting the implementation of bioswales and (1) for the Hohokam Drainage Program
- (11) additional funding for public transportation and bus stops, including (3) for more transit in the West and Southwest areas of the City
- (10) to fund Herberger Theater Center Theatrical Improvements
- (10) funding for Cultural Facilities Critical Equipment Replacements
- (7) additional funding for improvements to the Sunnyslope Community Center
- (7) funding for repairs at Santa Fe Springs Apartments
- (7) additional funding to support first responders and overall public safety
- (7) in support of the GO Bond Program
- (6) funding for City pools, splash pads, and aquatic centers
- (6) funding for Rio Reimagined Land Acquisition
- (5) additional funding for greening efforts on lower Grand Avenue
- (5) in support of electric vehicle charging infrastructure
- (5) additional funding for solar panel installation, with (2) specifically requesting them at non-profit facilities and low-income residences
- (5) for new or renovated Pickleball courts at City parks
- (5) in support of funding all prioritized and future Arts & Culture capital needs
- (5) funding for a new facility for the Garment League
- (4) to fund science and technology initiatives, including (1) for funding to support the partnership between the Biomedical Research Institute of Arizona (BRIA) and Pathfinder
- (4) additional funding for the Community Assistance Program and mental health response to calls for service
- (4) funding for the South Phoenix Youth Center
- (4) funding for Environment and Sustainability projects
- (4) in support of Symphony Hall Theatrical Venue Improvements
- (3) in support of funding for deferred maintenance of city facilities
- (3) funding to build new skate parks
- (3) funding for water conservation and reclamation efforts
- (3) funding for bike-friendly initiatives and bikeway renovations
- (3) funding to improve connectivity along the Rio Salado between South Phoenix and Downtown, including renovation of the Central Avenue Bridge
- (3) in support of the Latino Cultural Center
- (2) funding for improvements to the South Mountain Park Roadway
- (2) funding for irrigation at Old Cross Cut Canal Park
- (2) funding for educational services
-
- (2) funding for Pueblo Grande Museum and Archaeologic Park Improvements
- (2) to fund the McDowell Senior Center Renovation
- (2) for ADA improvements to City facilities

- (2) in support of funding for Cesar Chavez Senior Center
- (2) funding for new and renovated tennis courts
- (2) funding to build a Cold War Monument at Steele Indian School Park
- (1) funding for an Asian Cultural Center
- (1) funding for animal control facility improvements
- (1) funding for indoor play spaces
- (1) funding to pave the wash located north of John Jacobs Elementary School
- (1) funding for a Resilient Energy Hub
- (1) funding for improvements to recycling facilities
- (1) funding for the 27th Avenue Resource Innovation Center
- (1) funding to expand the Tres Rios Wetlands
- (1) funding for improvements to the 91st Avenue Wastewater Treatment Plant
- (1) funding for a community center in the Metrocenter area
- (1) for Rio Salado Embankment Erosion Control
- (1) funding for Edison Eastlake development gap funding
- (1) funding for City Services Property Improvements
- (1) funding for citywide brownfields redevelopment projects
- (1) future funding for the University of Arizona Center for Advanced Molecular and Immunological Therapies (CAMI)
- (1) funding for the Spark Area Land Acquisition
- (1) funding to renovate the Historic Steele Indian School Dining Hall
- (1) in support of Equipment Replacement for Energy Savings
- (1) funding to improve parking for hiking trails at the Reach 11 Recreation Area

Comments for reduced funding/opposition of GO Bond Projects:

- (26) opposed funding of police facilities and equipment, including (6) against police stations, (5) opposed to the Police Driver Training Track, (2) opposed to the Police Property Management Warehouse Renovation, and (2) against funding for vehicles
- (9) opposed funding for the Fuel and Oil Tank Replacement Project and projects using fossil fuels
- (7) opposed funding for Parks & Recreation, including (1) opposed to funding for more pools, (1) against funding golf courses, (1) against funding for South Mountain Park Roadway, and (1) opposed to funding for the Margaret T Hance Park Improvement Project
- (2) opposed to current Latino Cultural Center project plan
- (1) opposed funding for Orpheum Theatre and Tovrea Castle preservation projects
- (1) requesting reduced funding for Rio Reimagined
- (1) opposed funding for private residential historic preservation projects
- (1) opposed funding for Neighborhood Traffic Mitigation
- (1) opposed funding for Choice Neighborhoods Housing Development Gap Funding
- (1) opposed funding for the Yucca Branch Library Expansion
- (1) opposed funding for planting trees that cannot be maintained
- (1) opposed funding for City Service Center Property Improvements
- (1) opposed funding for the Pavement Maintenance Supplement

- (1) opposed funding for more pickleball facilities
- (1) opposed the proposed GO Bond subcommittee recommendations

General comments about the GO Bond:

- (1) stated the prioritization process was confusing
- (1) expressed concern with the proposed GO Bond amount of \$500 million
- (1) stated future capital needs and prioritized needs should be switched
- (1) requested increased GO Bond Program outreach
- (1) recommended a 50-year retrospective map be created showing ethnic distribution, if a map of project distribution by district were to be produced

ATTACHMENT B-1

VOICEMAIL, ELECTRONIC, AND WRITTEN GO BOND PROGRAM COMMENTS NOVEMBER 8, 2022 – NOVEMBER 21, 2022, AND SOCIAL MEDIA STATISTICS

Emails

1. Alexandra Papazian sent an email in support of \$100,000 in critical repairs funding for Ballet Arizona.
2. Michael Panvini sent an email in support of restoring funding for the Cultural Facilities Critical Equipment Replacement project to address HVAC repair and replacement needs for Ballet Arizona.
3. Rabbi Jeffrey Schesnol sent an email in support of the city funding of \$2 million for the update, expansion, and addition of a Holocaust Education Center of the Cutler-Plotkin Jewish Heritage Center project.
4. Renee Neier sent an email in support of funding for the Holocaust Education Center.
5. Jason Adams sent an email opposed to funding being moved away from local urbanist infrastructure efforts and failure to move away from car dependency has been a fiscal, social, environmental, and housing disaster in Phoenix.
6. Steve Oberhansly sent an email in support of fully funding the Arts & Culture Cultural Facilities Critical Equipment Replacement project to help meet the needs of deferred maintenance across all Arts & Culture facilities.
7. Mara de Luca Funke sent an email opposed to the Parson's Center for Health and Wellness being eliminated from the Executive Committee's recommended General Obligation (GO) Bond scope.
8. Nicole Lovell sent an email in support of funding for the Valley Youth Theater to have a permanent location.
9. Lynn Flanagan sent an email in support of funding for the Valley Youth Theater to have a permanent location.
10. Ronda Nichols sent an email in support of funding for the Valley Youth Theater to have a permanent location.
11. Ashley Wester sent an email in support of funding for the Valley Youth Theater to have a permanent location.
12. Alison Pitt sent an email in support of funding for the Valley Youth Theater to have a permanent location.
13. Alba Chester sent an email in support of funding for the Valley Youth Theater to have a permanent location.
14. Katie Casey sent an email in support of funding for the Valley Youth Theater to have a permanent location.

15. Lisa McNamara sent an email in support of funding for the Valley Youth Theater to have a permanent location.
16. Jeanette Budd sent an email in support of funding for the Valley Youth Theater to have a permanent location.
17. Brenda Johnson sent an email in support of funding for the Valley Youth Theater to have a permanent location.
18. Keira Nichols sent an email in support of funding for the Valley Youth Theater to have a permanent location.
19. Tyler Service sent an email in support of funding for the Valley Youth Theater to have a permanent location.
20. David Girona sent an email in support of full funding for the permanent location for the Valley Youth Theater.
21. Caroline Lobo sent an email requesting the Executive Committee increase the Environment and Sustainability budget allocation from 5 to 8.2% to align with the recommendation of the GO Bond Environment and Sustainability Subcommittee.
22. Joan L. Kelchner sent an email in support of support of bond money for Hance Park renovations.
23. Marley Watkins sent an email in support of funding for Fire Station 74 in west Ahwatukee.
24. Ross Renner sent an email in support of funding for Fire Station 74 in west Ahwatukee.
25. Neil Giuliano, President & CEO of Greater Phoenix Leadership, Inc. sent a letter in support of the projects being proposed for the 2023 GO Bond program. The letter is attached.

Voicemail

There were no voicemail comments.

Social media statistics from July 1 to Nov. 30, 2022

20 City of Phoenix Facebook Posts

- 73,535 Views
- 113 Likes
- 14 Share
- 18 Comments

140 City of Phoenix Tweets (across two City accounts)

- 69,006 Views
- 324 Likes
- 130 Retweets
- 32 Comments

38 City of Phoenix YouTube Videos (includes 34 meetings streamed on YouTube)

- 45,080 Views

Respectfully submitted,

Kari Lambert
Administrative Assistant I

General Obligation Bond Executive Committee
City of Phoenix
200 W. Jefferson St.
Phoenix, Arizona 85003

November 14, 2022

Dear Members of General Obligation Bond Executive Committee,

It is my pleasure to write this letter in support of the projects being proposed for the City of Phoenix's 2023 General Obligation (GO) Bond program.

Throughout this process, the city has solicited stakeholder feedback to promote health and wellness, improve transportation and housing, and create a strong economic impact. These are essential to building more resilient communities. Strong support from the public, private, and philanthropic sectors is needed for these projects.

The projects that have been prioritized for the GO Bond will help fund critical infrastructure and rehabilitation needs of city facilities and strengthen the revitalization our community. In doing so, the city intends to make significant investments in art, affordable housing, public safety, environmental remediation, city services, and further the reimaging Rio Salado corridor. This will help attract economic development and expand prosperity throughout the region.

Greater Phoenix Leadership supports your efforts and looks forward to working with the City of Phoenix as it makes headway toward conducting a city-wide vote in 2023. The proposed projects that you are considering align with our mission to improve the economic vitality and quality of life throughout the region.

Sincerely,



Neil Giuliano
President & CEO,
Greater Phoenix Leadership, Inc.



Executive Summary

Launched on July 1, 2022, the GOPHX Tool was designed to engage the public in the development of the \$500 million General Obligation (GO) Bond Program proposed by the City of Phoenix. This interactive tool was available in both English and Spanish, and gave residents an opportunity to provide feedback on prioritized projects recommended through the City's Capital Needs Study, as well as to share community priorities and ideas for capital projects that could be included in the GO Bond Program.

Between July 1 and Nov. 30, there were 177 submissions and 3,357 interactive page views.

Throughout the period of GO Bond Committee meetings, which concluded Nov. 14, Budget and Research staff provided reports summarizing the data collected through the GOPHX tool.

Reports are broken out by Council district and include the following information:

- Number of submissions received;
- Demographic information;
- Average submission per district or the percentage of "yes" or "no" submissions; and,
- All comments received.

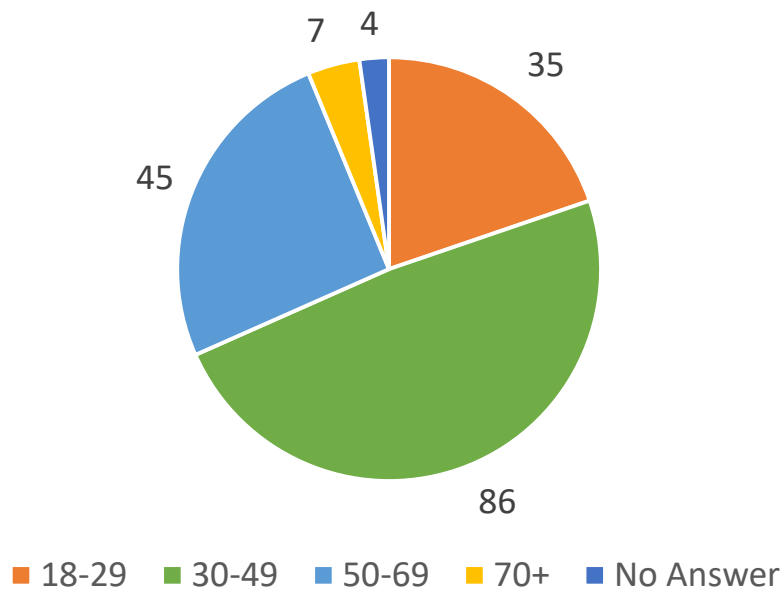
Budget and Research staff respond to comments received via the GOPHX tool, as appropriate. Reports are published on the City of Phoenix GO Bond website at phoenix.gov/bond.

TABLE OF CONTENTS

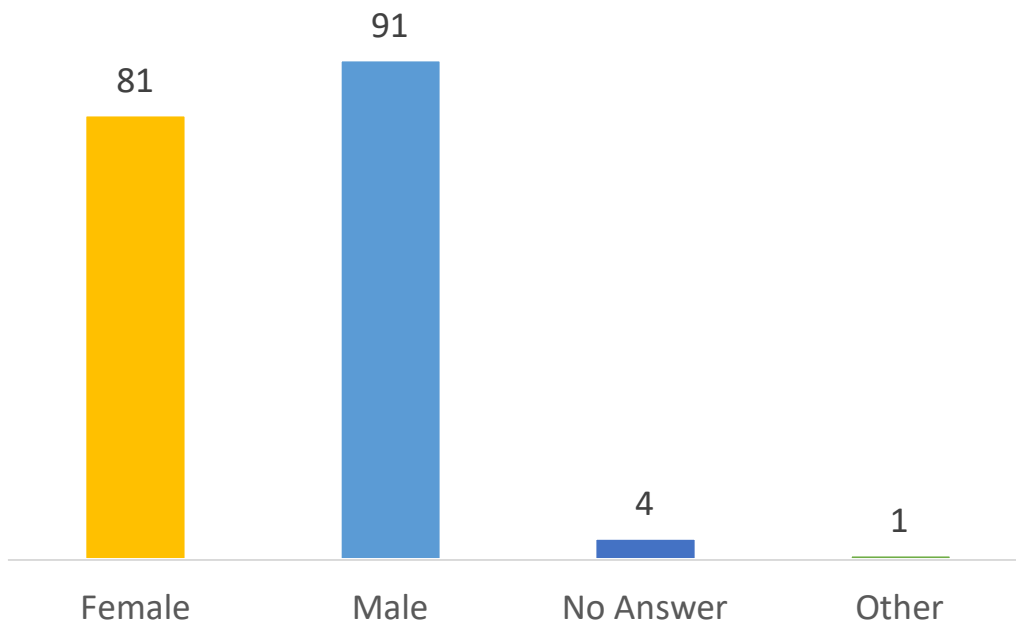
GOPHX Tool Overview.....	1	Arts & Culture.....	21
Citywide.....	2	Economic Development & Education.....	28
District 1.....	5	Environment & Sustainability.....	31
District 2.....	7	Housing, Human Services & Homelessness.....	36
District 3.....	9	Neighborhoods & City Services.....	42
District 4.....	11	Parks & Recreation.....	55
District 5.....	13	Public Safety.....	70
District 6.....	15	Streets & Storm Drainage.....	80
District 7.....	17	Share Your GO Bond Ideas.....	89
District 8.....	19		

Citywide – as of November 30, 2022

Submissions by Age Range

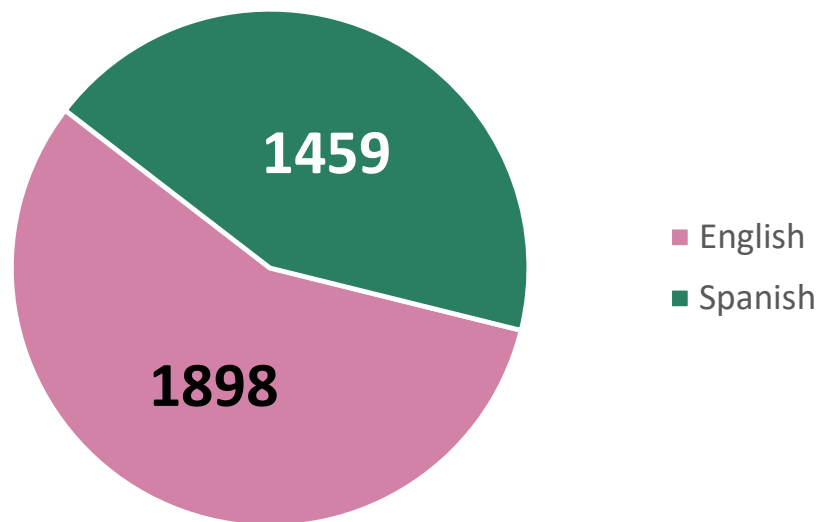


Submissions by Gender

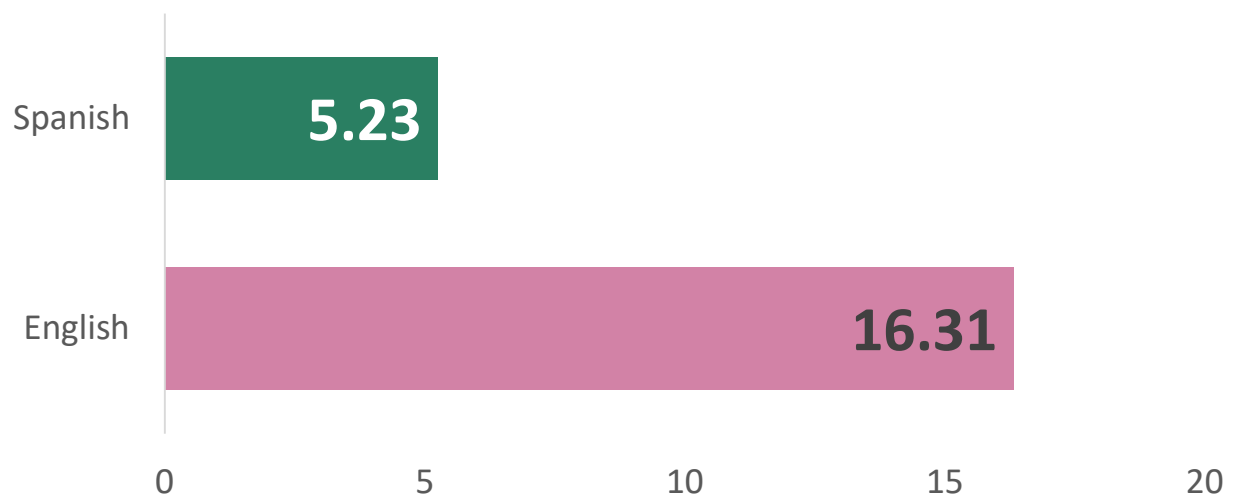


Citywide – as of November 30, 2022

Site Views



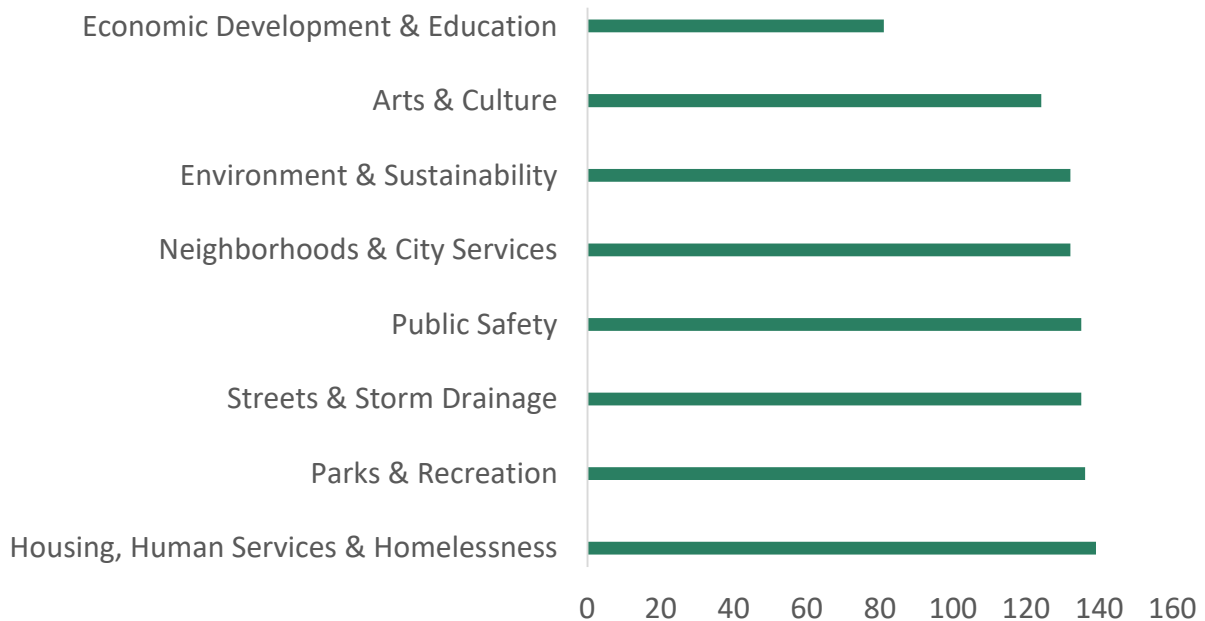
Time Spent on Site (Minutes)



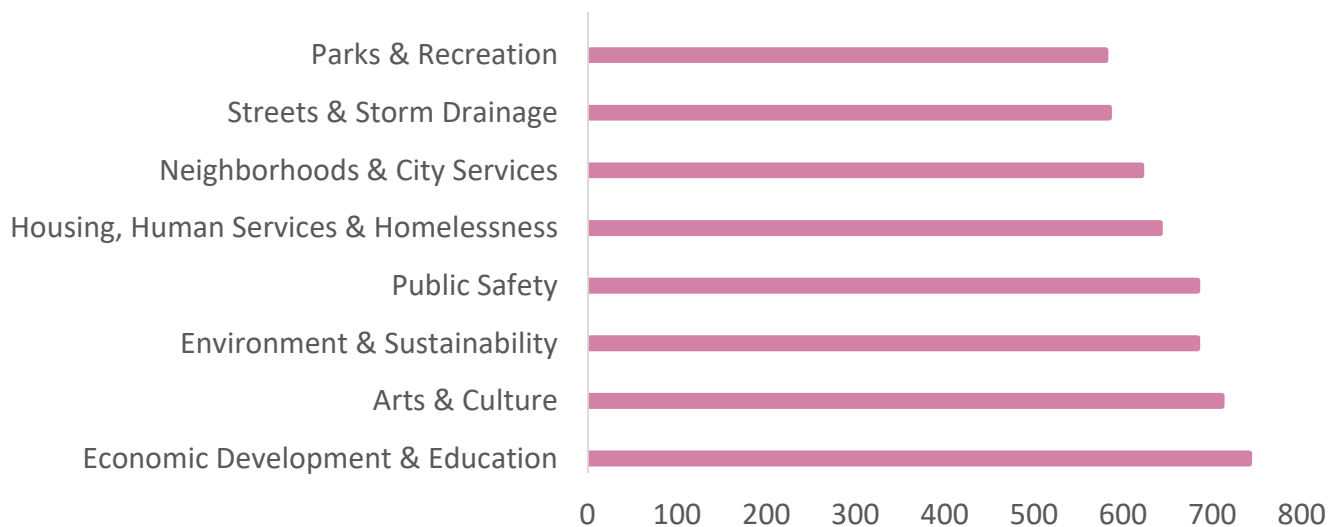


Citywide – as of November 30, 2022

Categories Changed



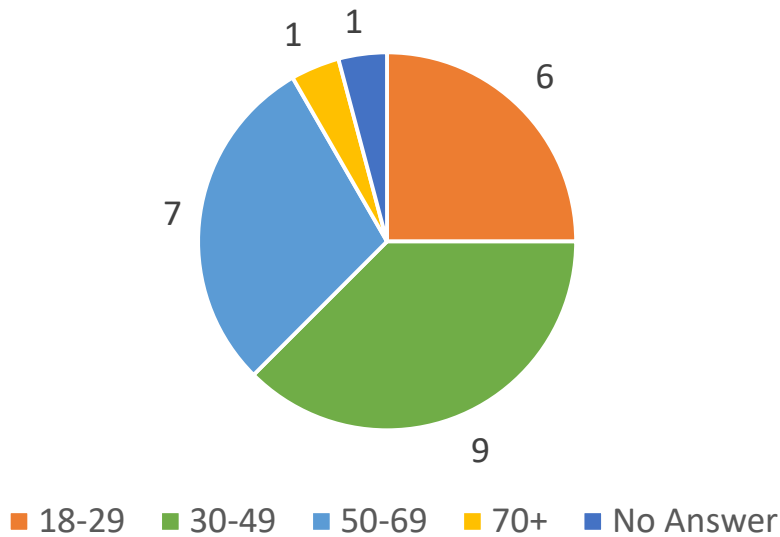
Categories Opened



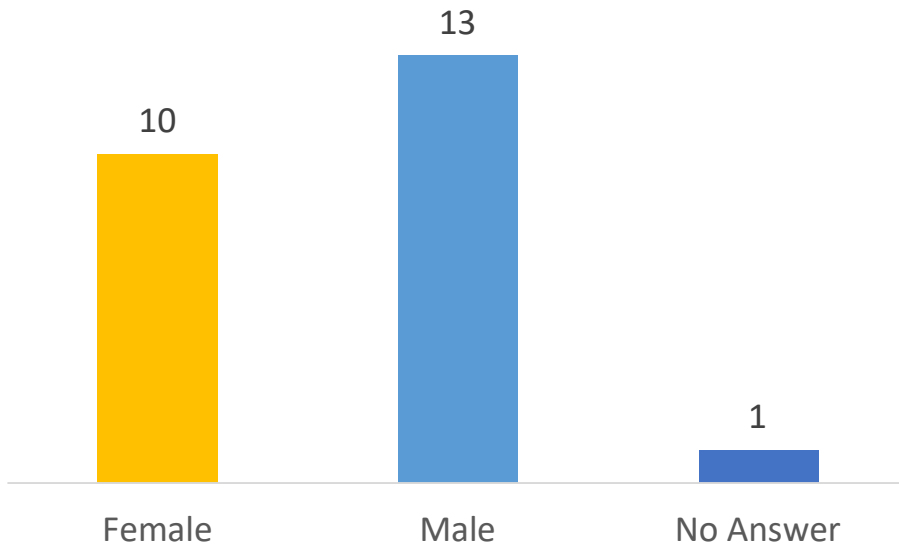
Reflects all site activity which may or may not have resulted in an actual submittal, including repeat submissions.

District 1 – as of November 30, 2022

Submissions by Age Range



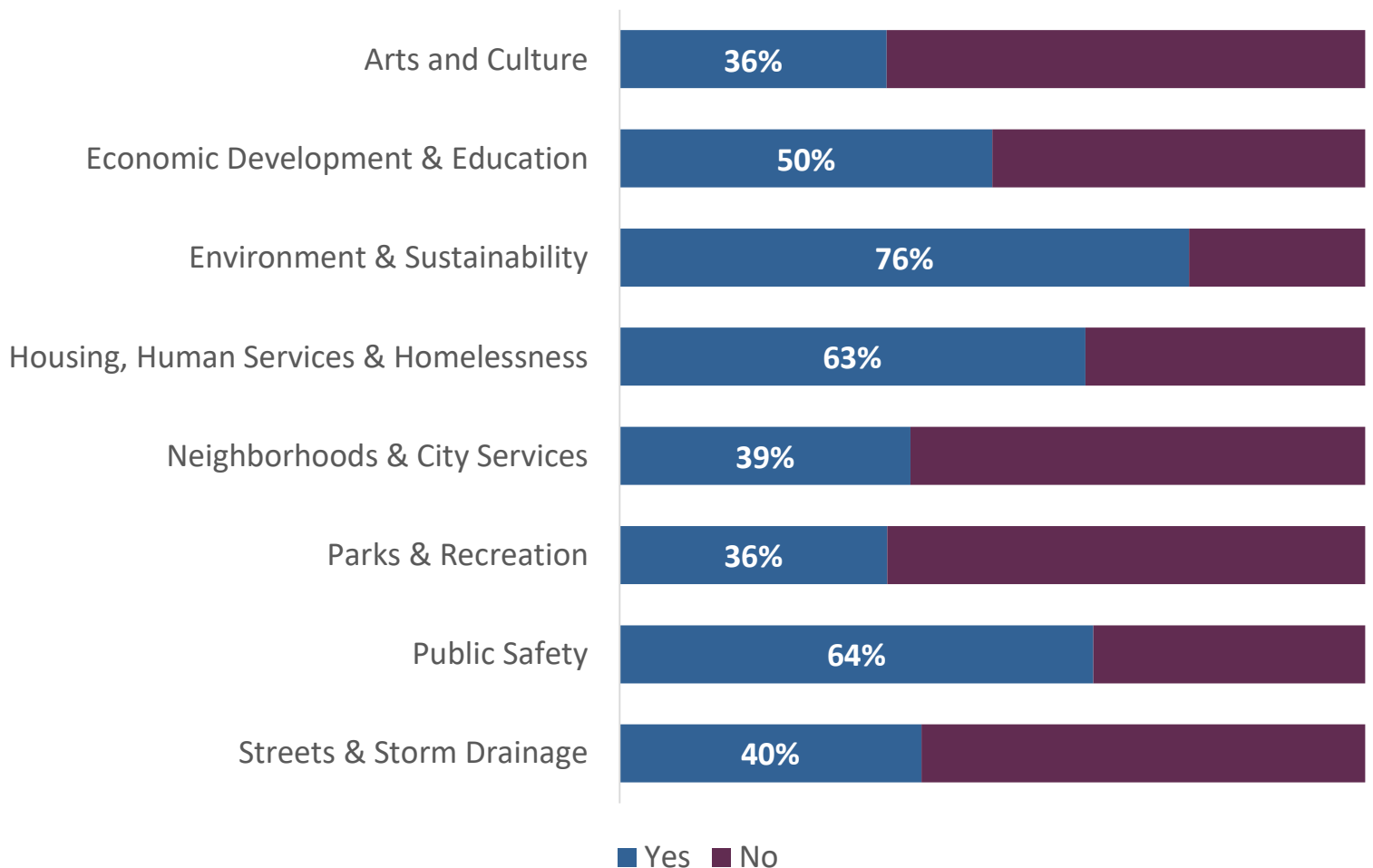
Submissions by Gender



District 1 – as of November 30, 2022

Resident Responses

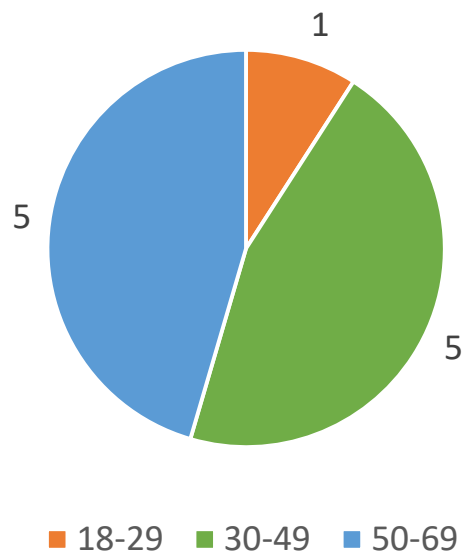
The percent of District 1 residents indicating “yes” or “no” for all categories



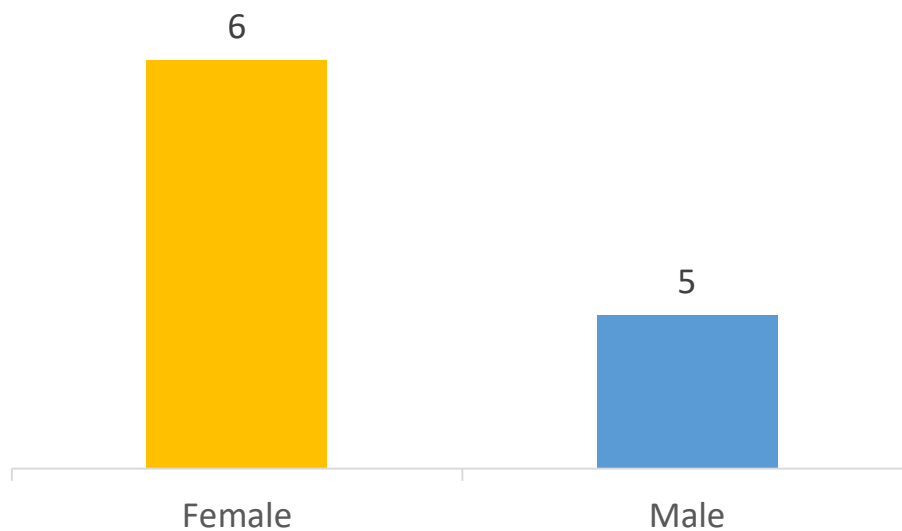
number of submissions (N) = 24

District 2 – as of November 30, 2022

Submissions by Age Range



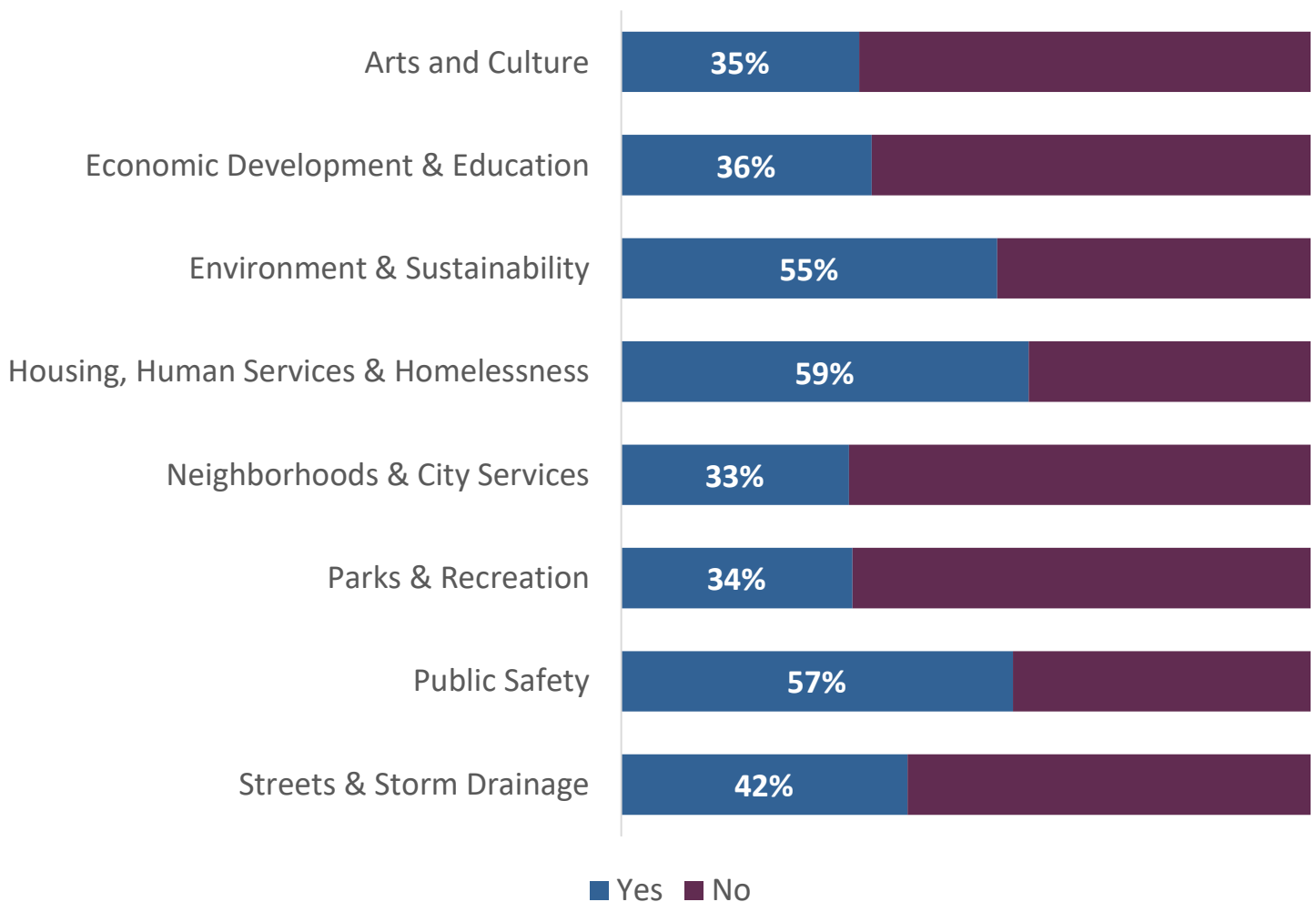
Submissions by Gender



District 2 – as of November 30, 2022

Resident Responses

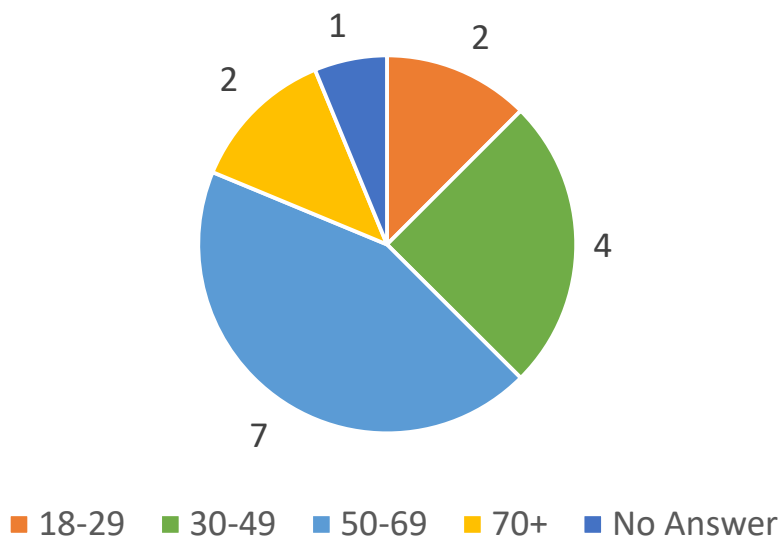
The percent of District 2 residents indicating “yes” or “no” for all categories



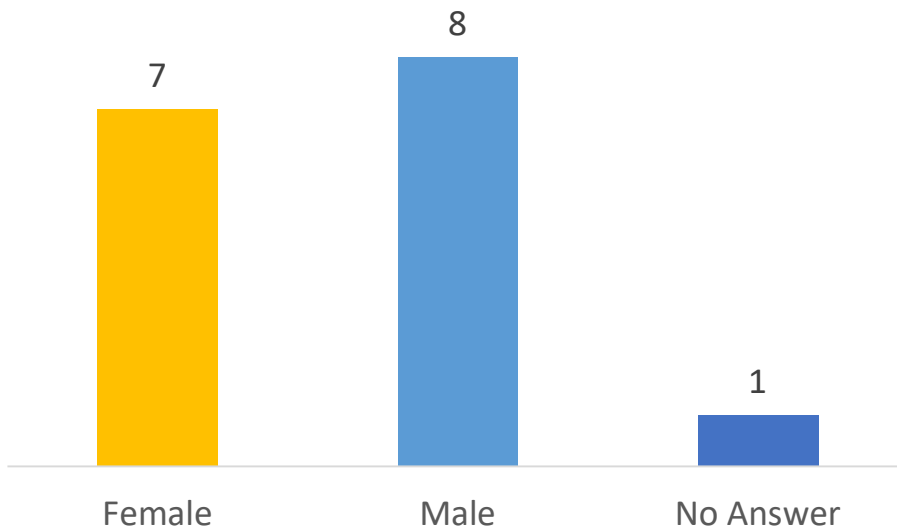
number of submissions (N) = 11

District 3 – as of November 30, 2022

Submissions by Age Range



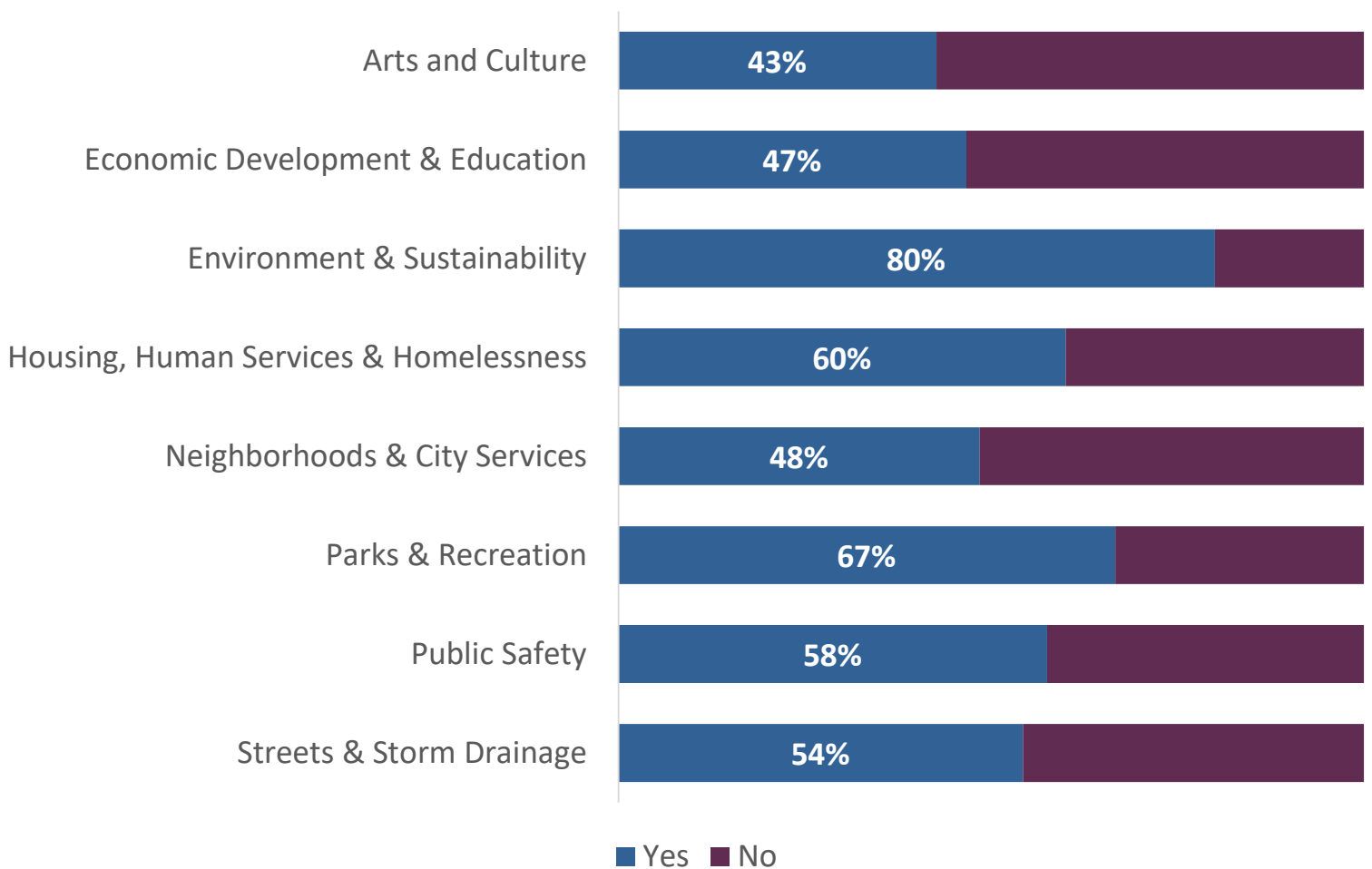
Submissions by Gender



District 3 – as of November 30, 2022

Resident Responses

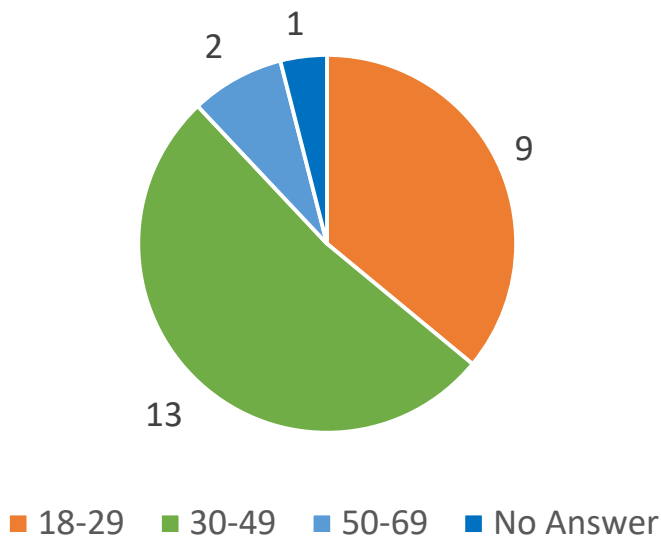
The percent of District 3 residents indicating “yes” or “no” for all categories



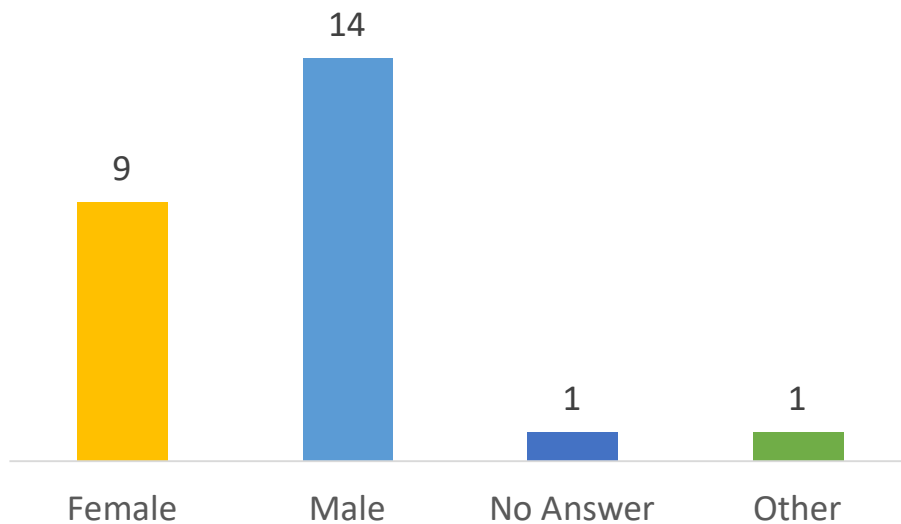
number of submissions (N) = 16

District 4 – as of November 30, 2022

Submissions by Age Range



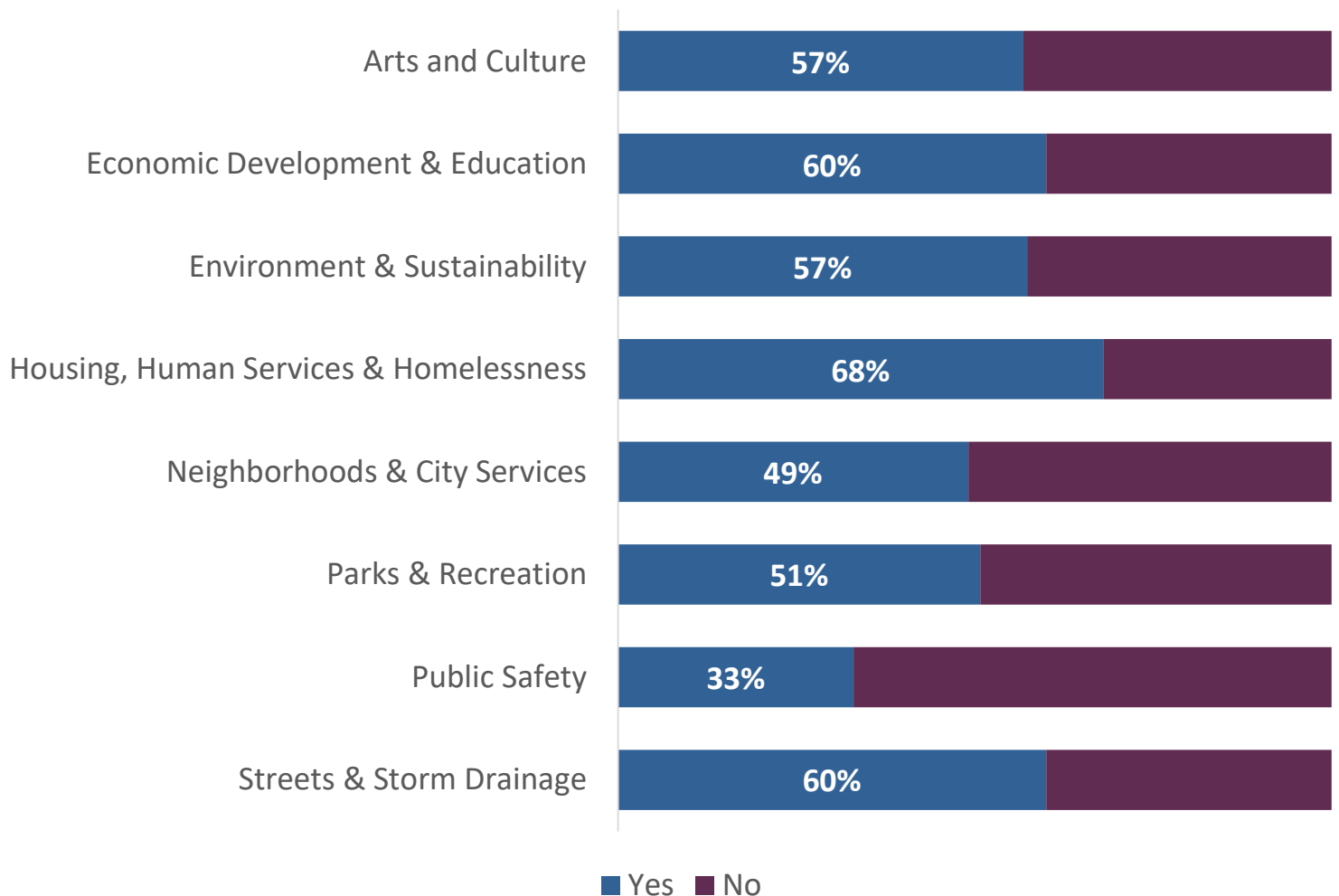
Submissions by Gender



District 4 – as of November 30, 2022

Resident Responses

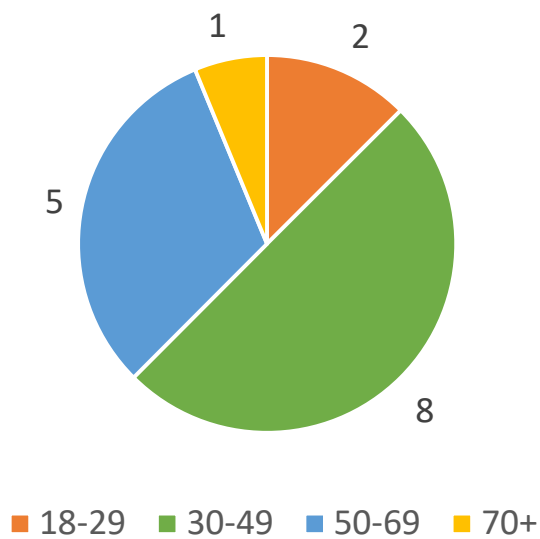
The percent of District 4 residents indicating “yes” or “no” for all categories



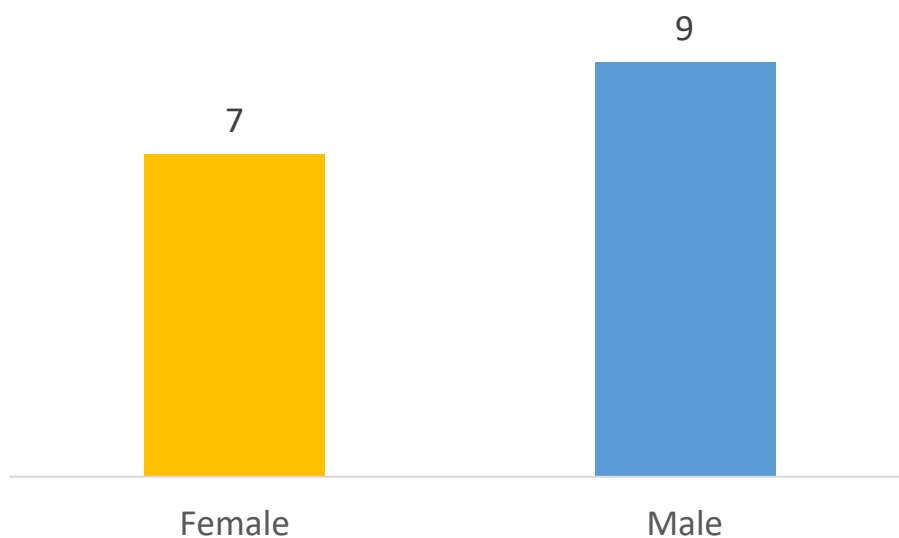
number of submissions (N) = 25

District 5 – as of November 30, 2022

Submissions by Age Range



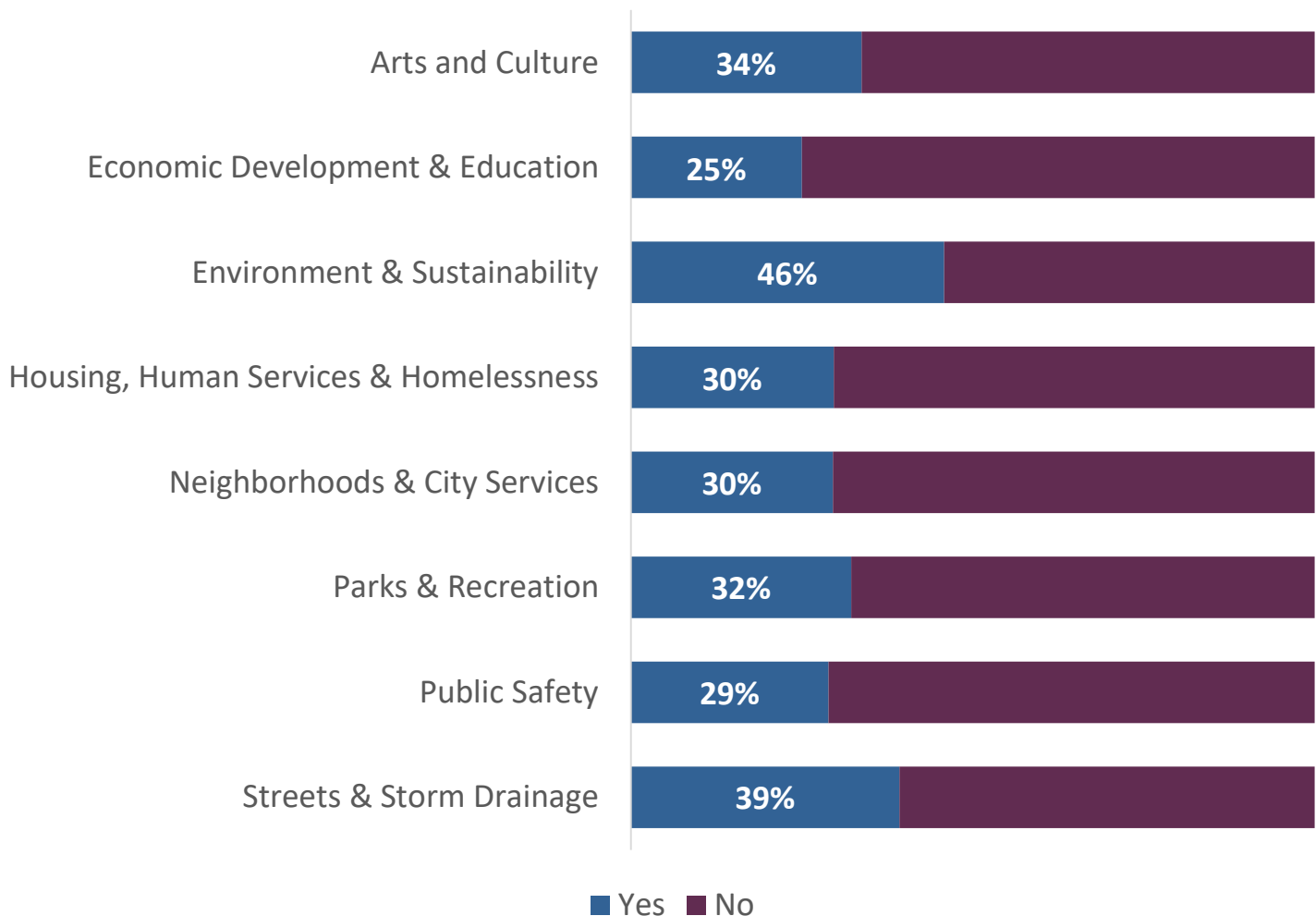
Submissions by Gender



District 5 – as of November 30, 2022

Resident Responses

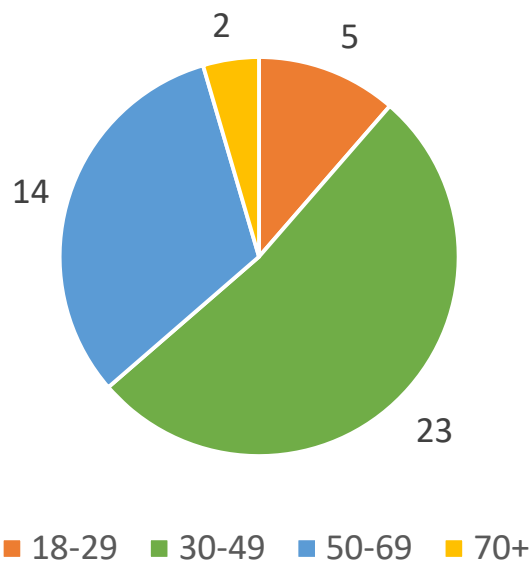
The percent of District 5 residents indicating “yes” or “no” for all categories



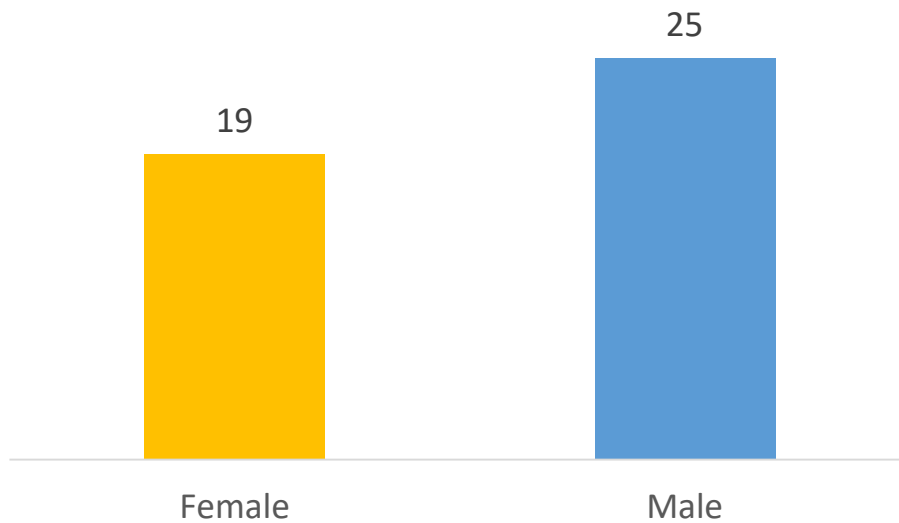
number of submissions (N) = 16

District 6 – as of November 30, 2022

Submissions by Age Range



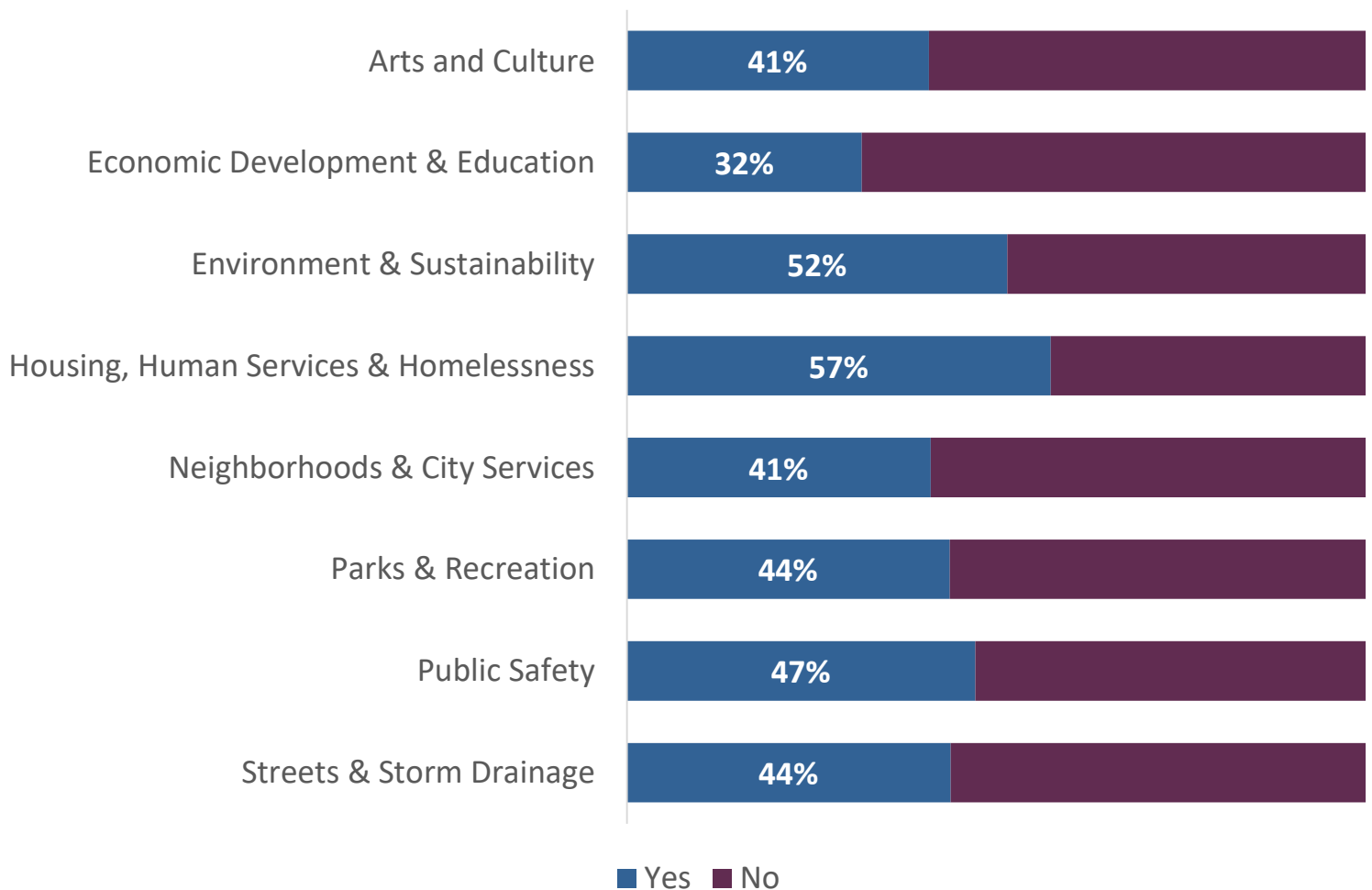
Submissions by Gender



District 6 – as of November 30, 2022

Resident Responses

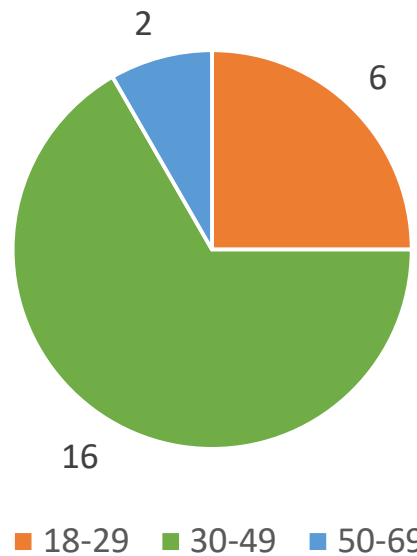
The percent of District 6 residents indicating “yes” or “no” for all categories



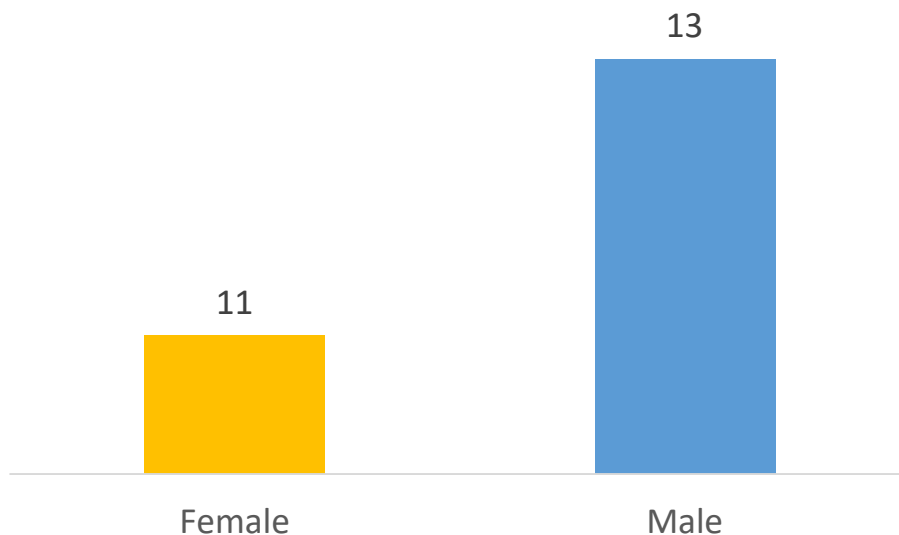
number of submissions (N) = 44

District 7 – as of November 30, 2022

Submissions by Age Range



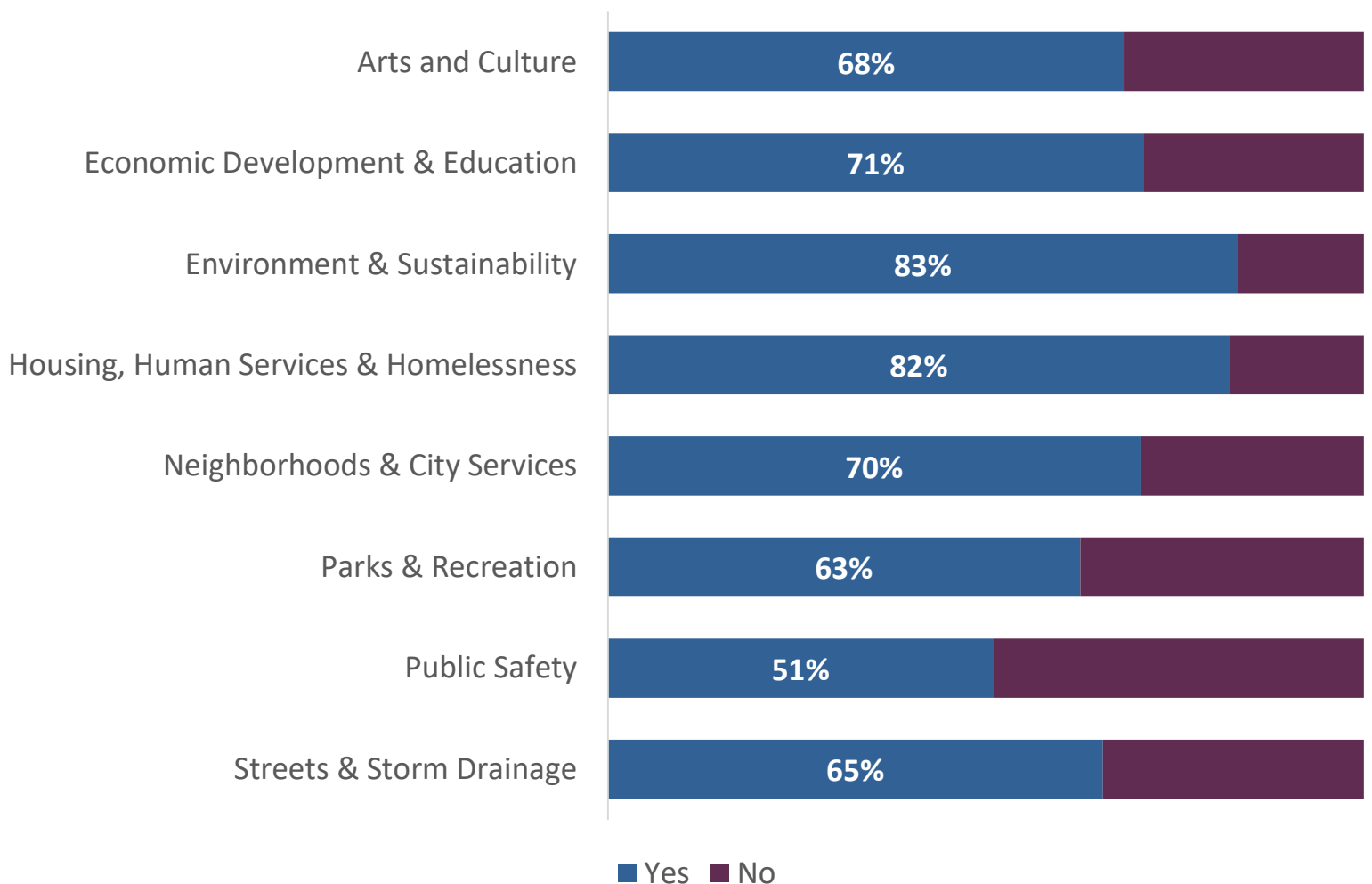
Submissions by Gender



District 7 – as of November 30, 2022

Resident Responses

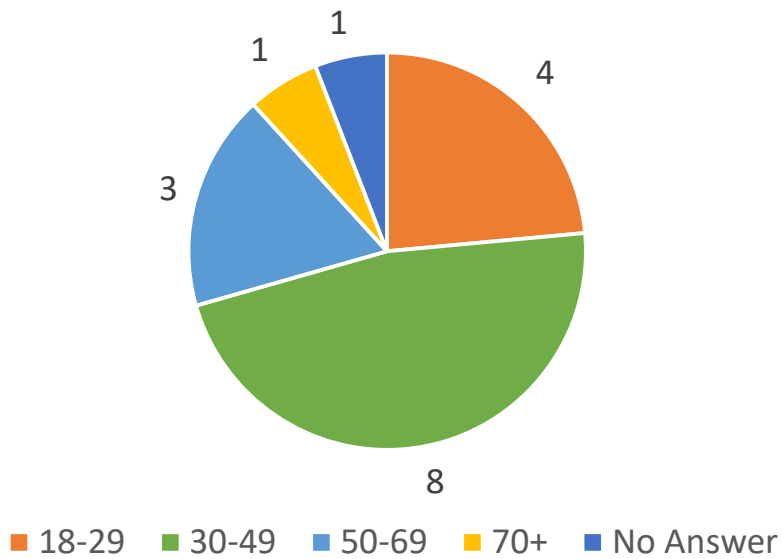
The percent of District 7 residents indicating “yes” or “no” for all categories



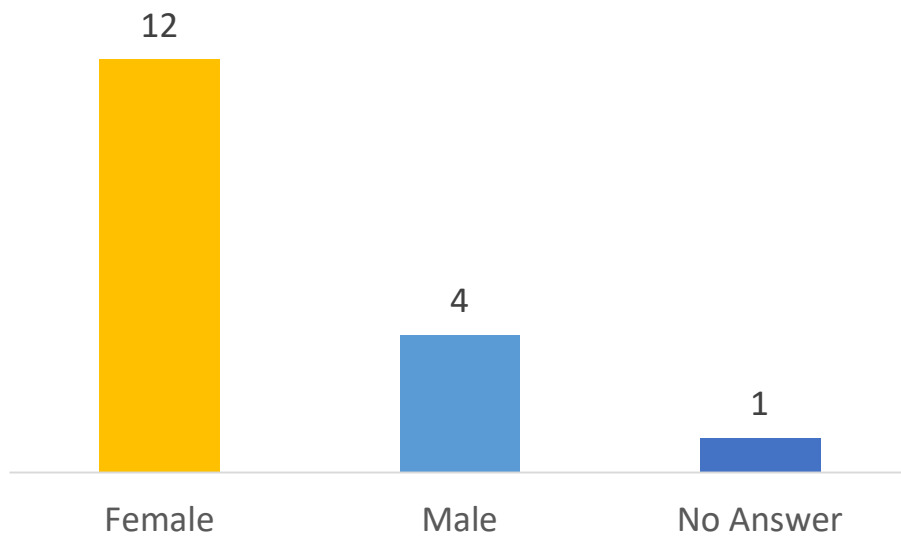
number of submissions (N) = 24

District 8 – as of November 30, 2022

Submissions by Age Range



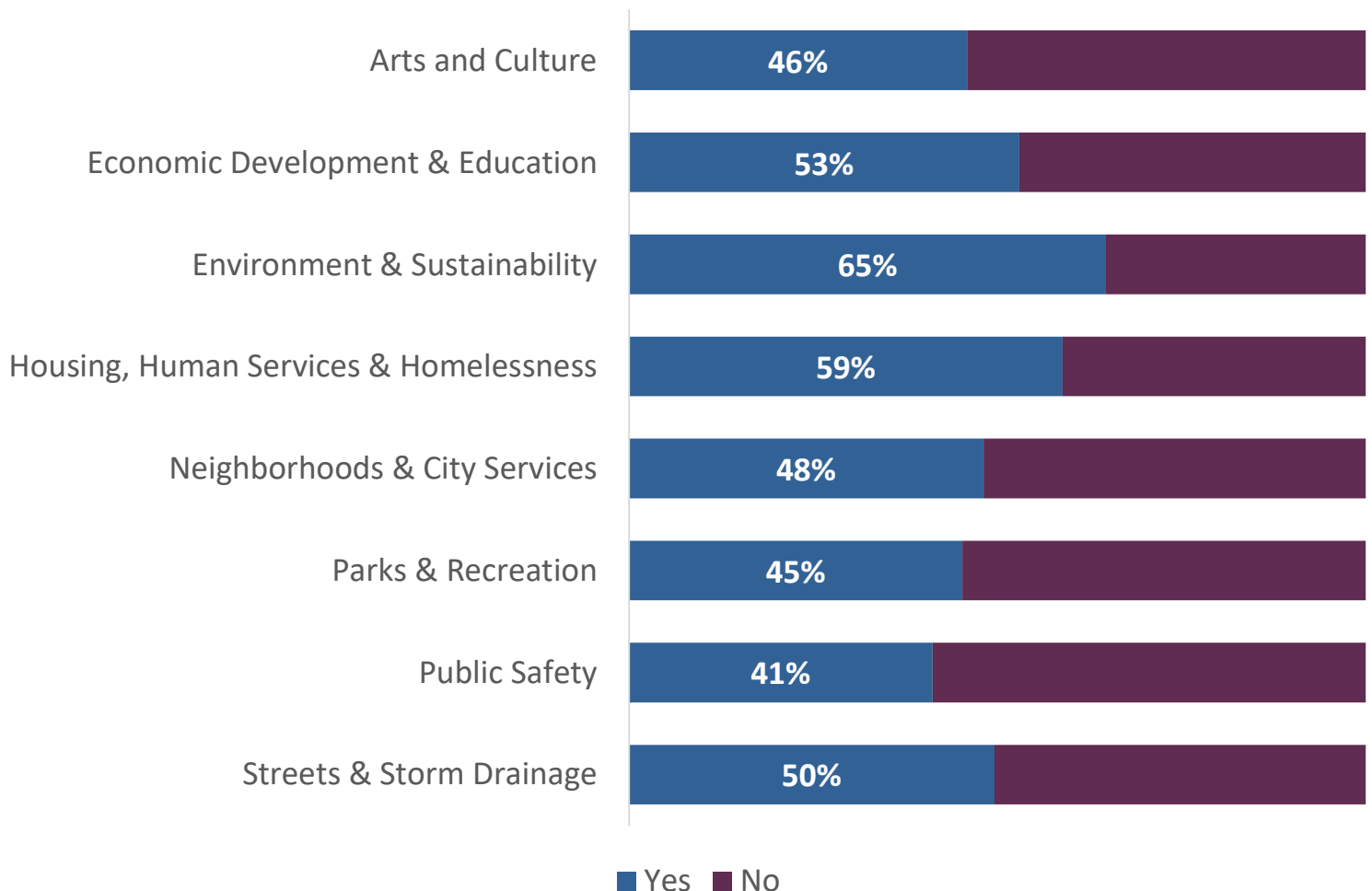
Submissions by Gender



District 8 – as of November 30, 2022

Resident Responses

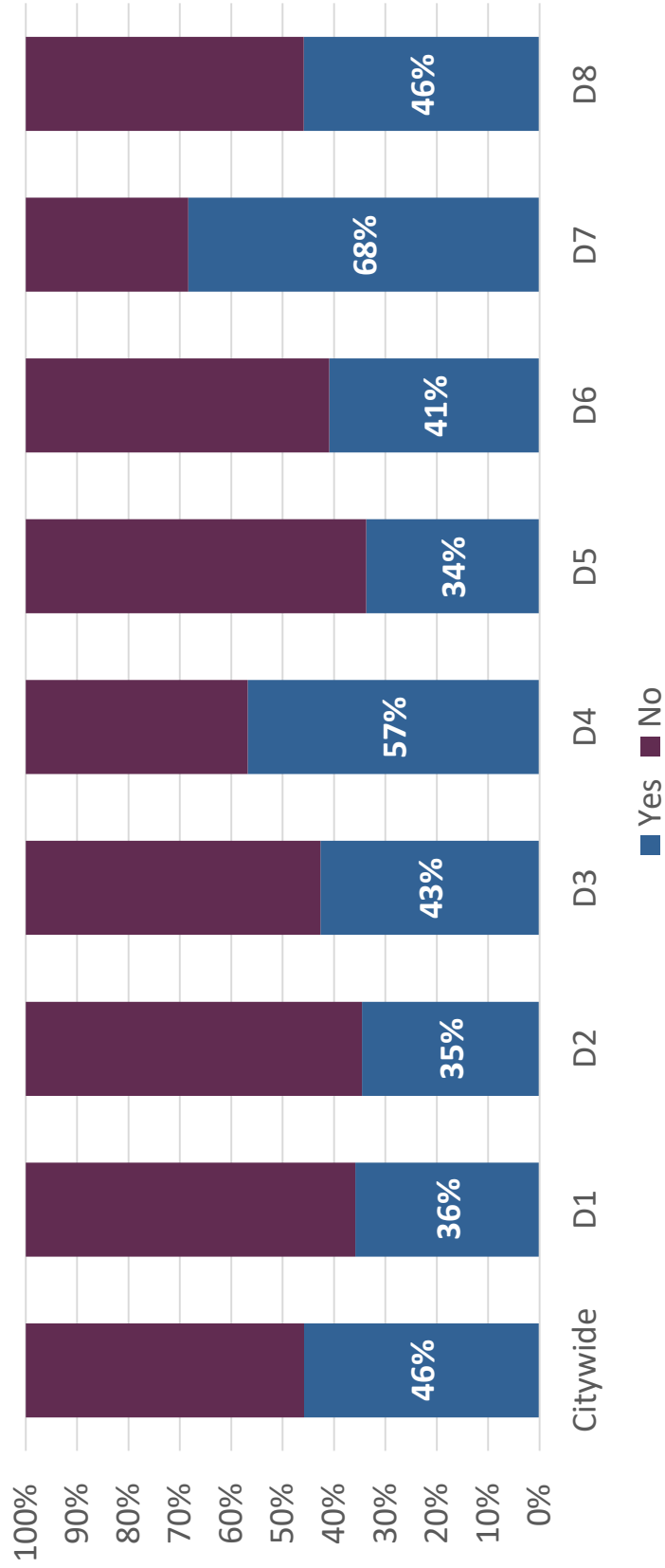
The percent of District 8 residents indicating “yes” or “no” for all categories



number of submissions (N) = 17

Arts & Culture

The percent of residents indicating “yes” or “no” for the Arts & Culture category, by district

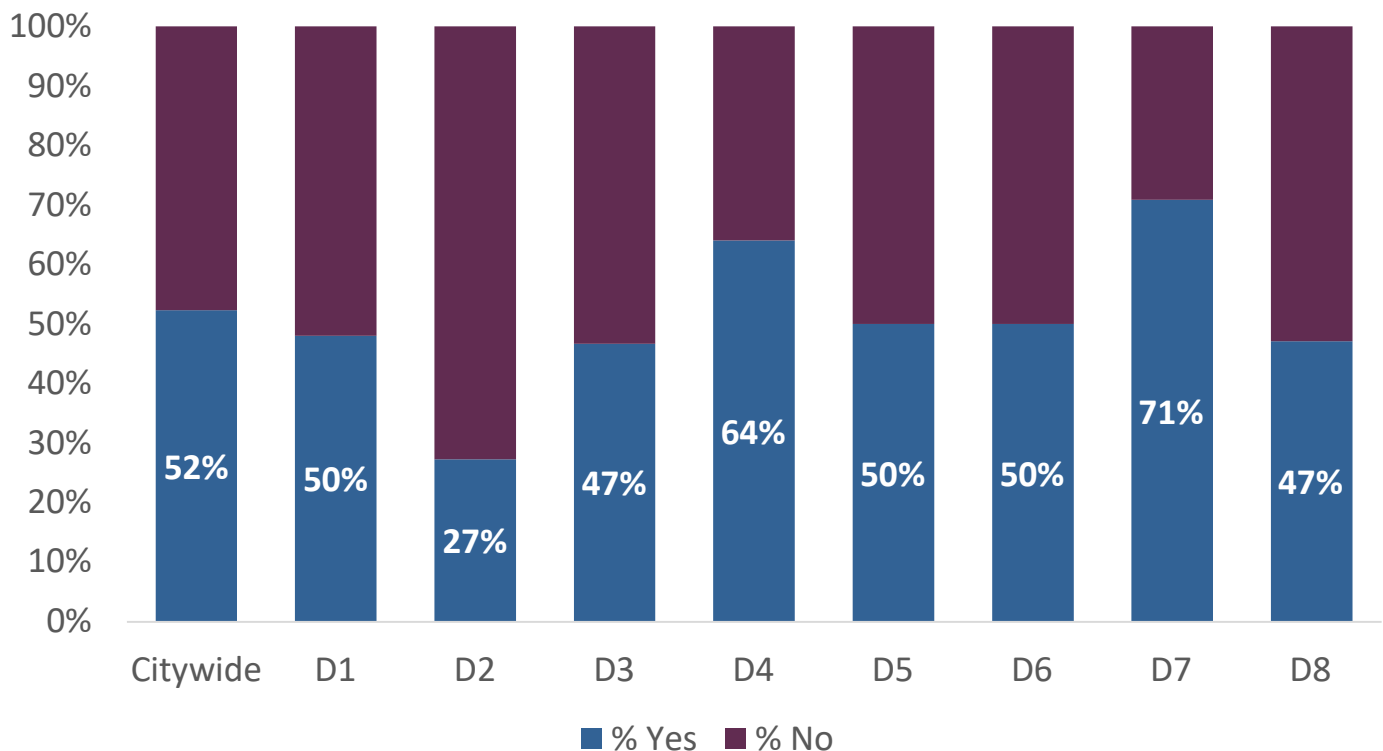


number of submissions (N) = 177

Arts & Culture

Children's Museum of Phoenix Expansion: \$1.6 million

Add 17,000 square feet in usable space by completing previously unfinished spaces in the museum. Improvements include: structural, HVAC, plumbing, electrical, life/safety, accessibility, lighting, room finishes, technology infrastructure, and hazard abatement.
(215 N. 7th Street)

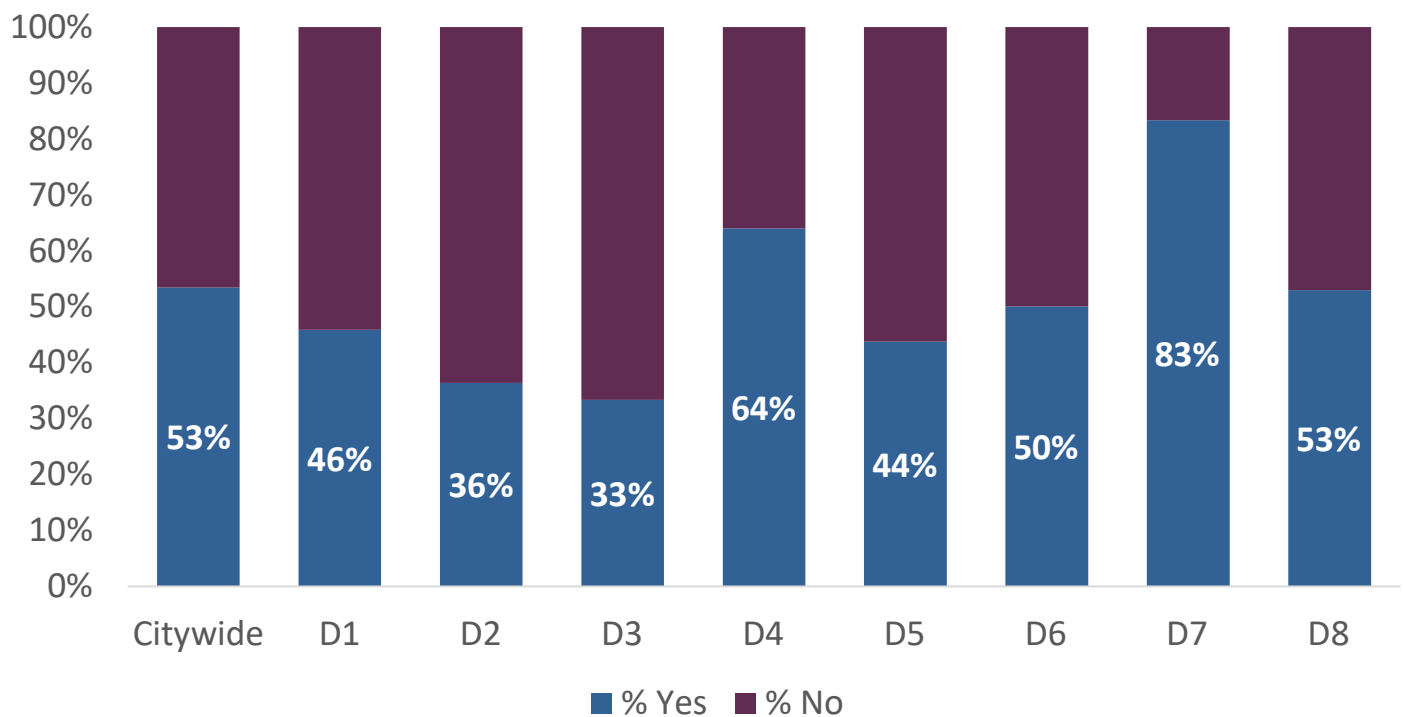


N = 177

Arts & Culture

Cultural Facilities Critical Equipment Replacements: \$10 million

Extend the functional life of City-owned cultural facilities by replacing critical equipment and plumbing/mechanical systems, performing maintenance on necessary structural elements (e.g. parking lots and roofing), and completing cosmetic updates where needed.
(Various)

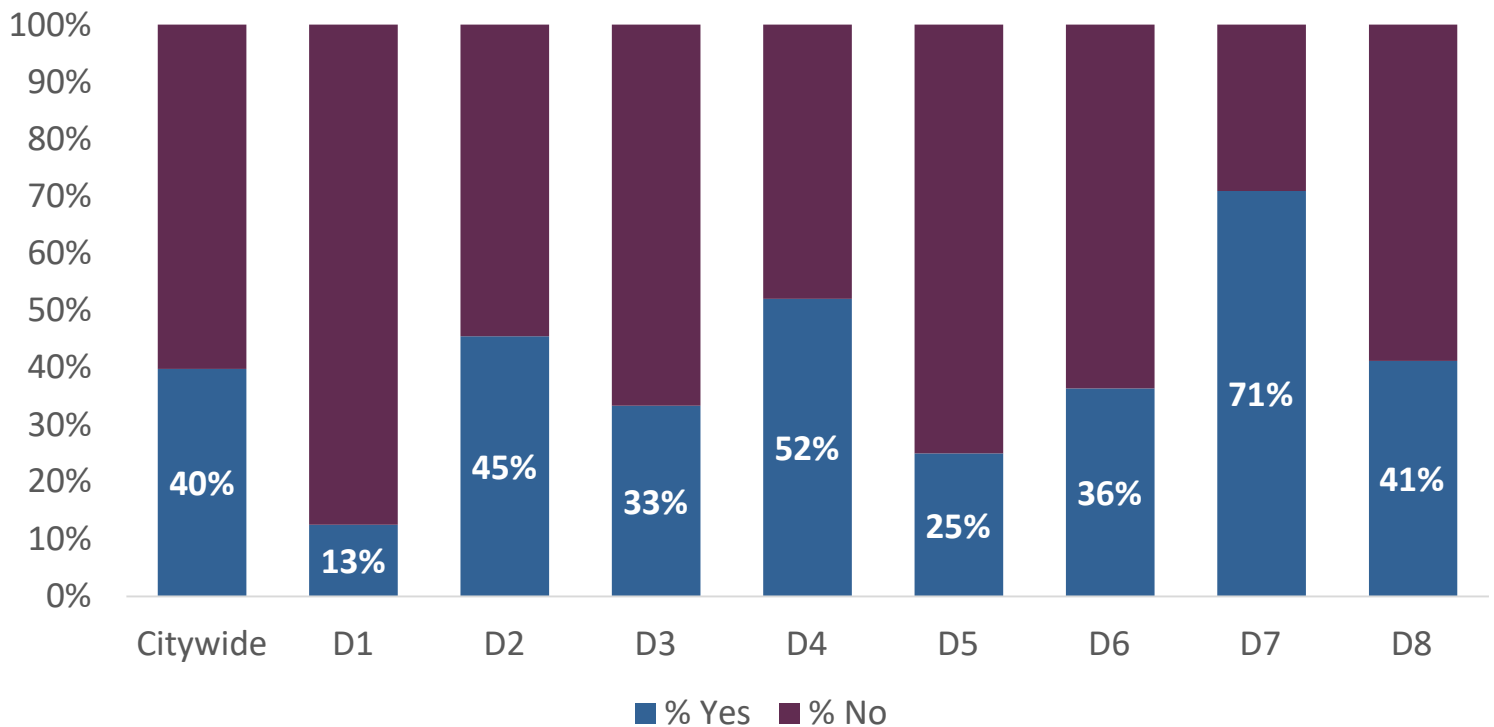


N = 177

Arts & Culture

Latino Cultural Center: \$21.7 million

Design and construct a world-class Latino Cultural Center in accordance with the Latino Center Ad Hoc Committee recommendations that were approved by City Council in September 2020. The funding level anticipates that a 22,000 square foot center would be located at the North Building at Hance Park.
(1202 N. 3rd Street - North Building at Hance Park)

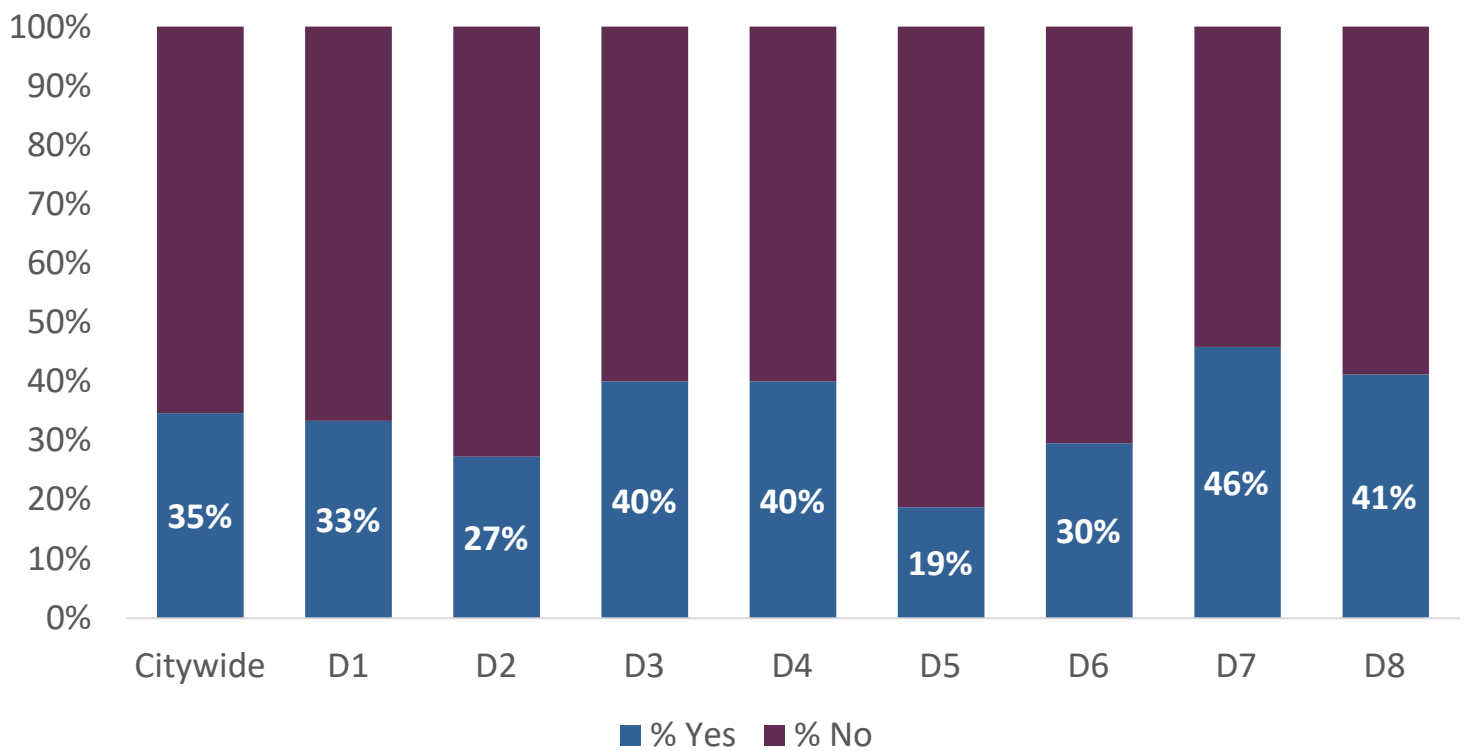


N = 177

Arts & Culture

Symphony Hall Theatrical Venue Improvements: \$8.7 million

Improve the acoustical and audiovisual experience for both patrons and performers at Symphony Hall in downtown Phoenix.
(75 N. 2nd Street)

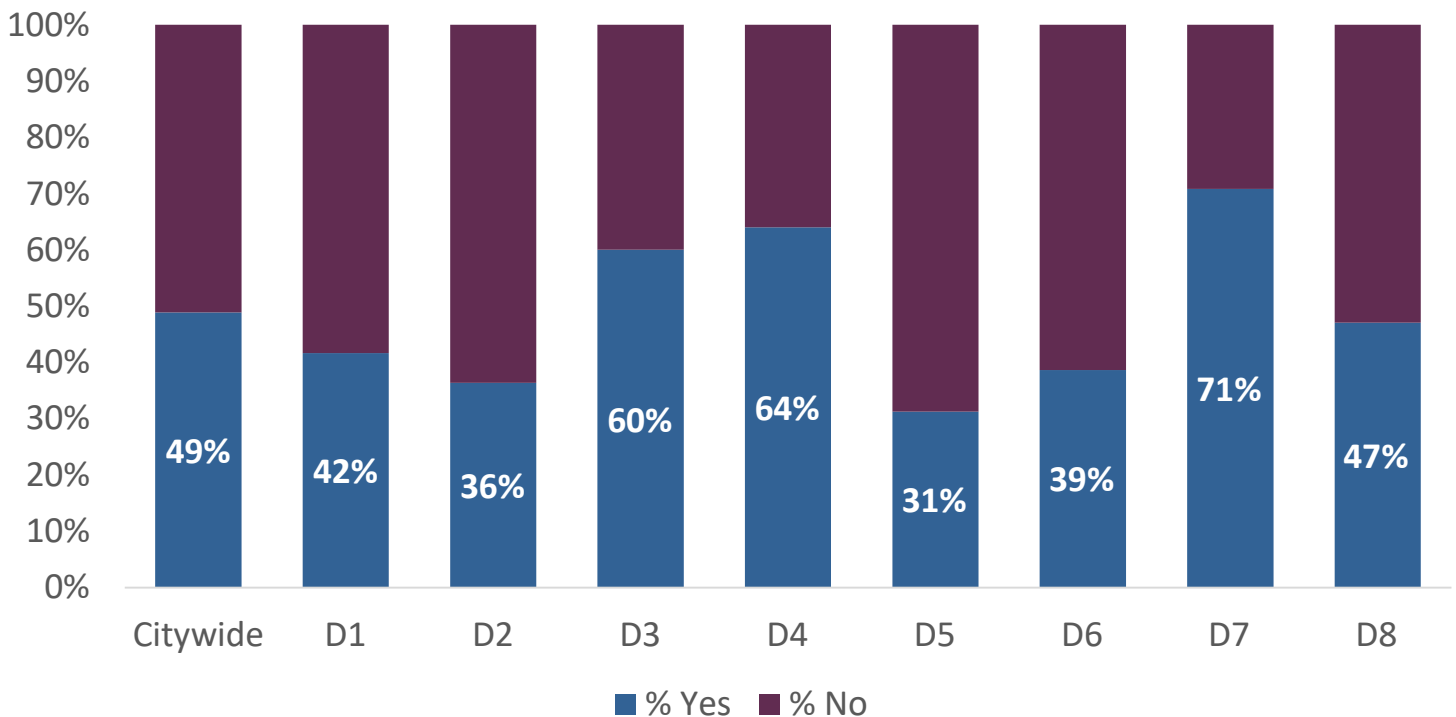


N = 177

Arts & Culture

Valley Youth Theatre - Permanent Home Project: \$14.1 million

Secure land, design and construct a new Valley Youth Center for the Arts to provide a permanent home for the Valley Youth Theatre. The Center includes a 300-seat feature theatre plus a 99-seat studio theatre for smaller productions. Also included are office and meeting space, rehearsal/workshop space, dance studios, galleries and space for set, costumes, prop shops and storage.
(525 N. 1st Street)



N = 177

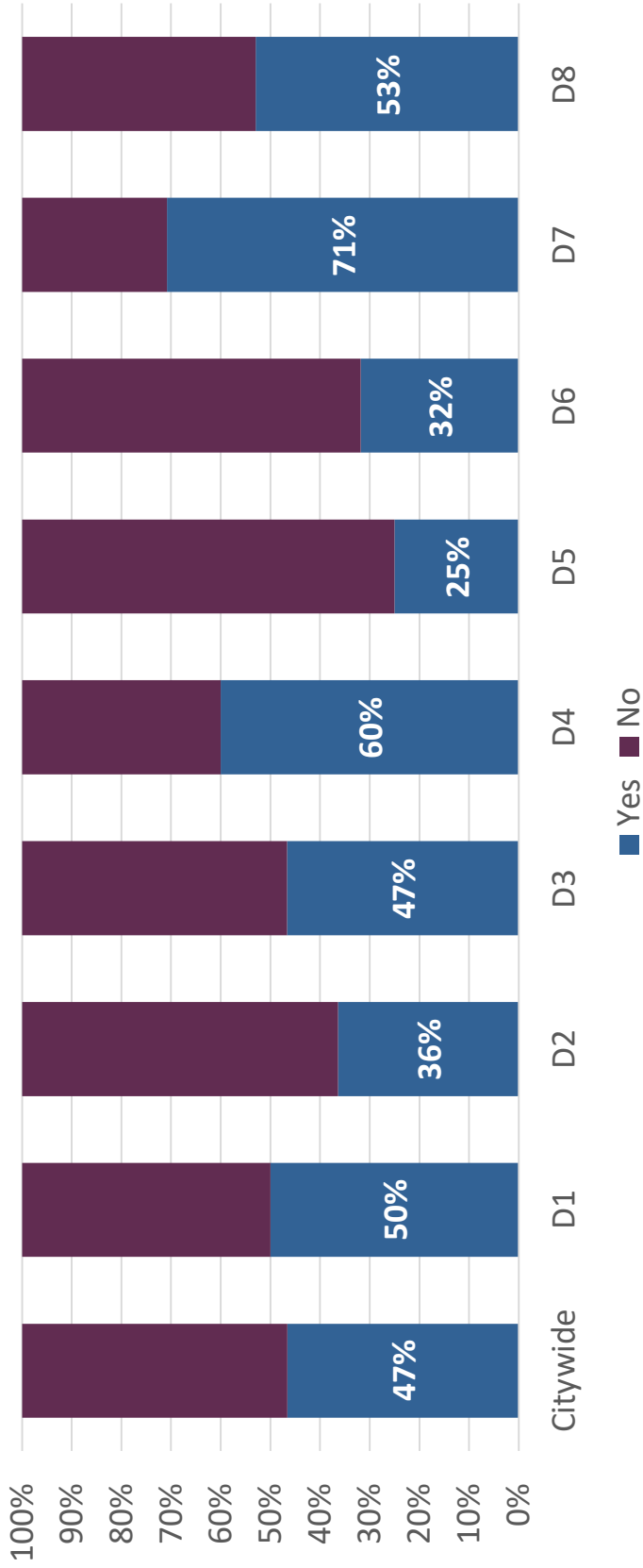
Arts & Culture

Comments:

1. Jennifer Dangremond (District 6) stated improvements and maintenance of facilities that are city-owned made perfect sense and supported funding for Cultural Facilities Critical Equipment Replacements. Ms. Dangremond emphasized the importance of having a Latino Cultural Center in Phoenix and Arizona but had questions about how annual operating costs would be funded, how much funding from the private sector would be raised for construction, and who would operate the facility; she stated she could not support GO Bond funding for this project as there were too many questions. (Aug. 30 Report)
2. Nicholas Salazar (District 7) stated money should be invested towards meaningful impact and change within the Latino community before spending \$21.7 million on a building meant to represent it. (Sept. 26 Report)

Economic Development & Education

The percent of residents indicating “yes” or “no” for the Economic Development & Education category, by district

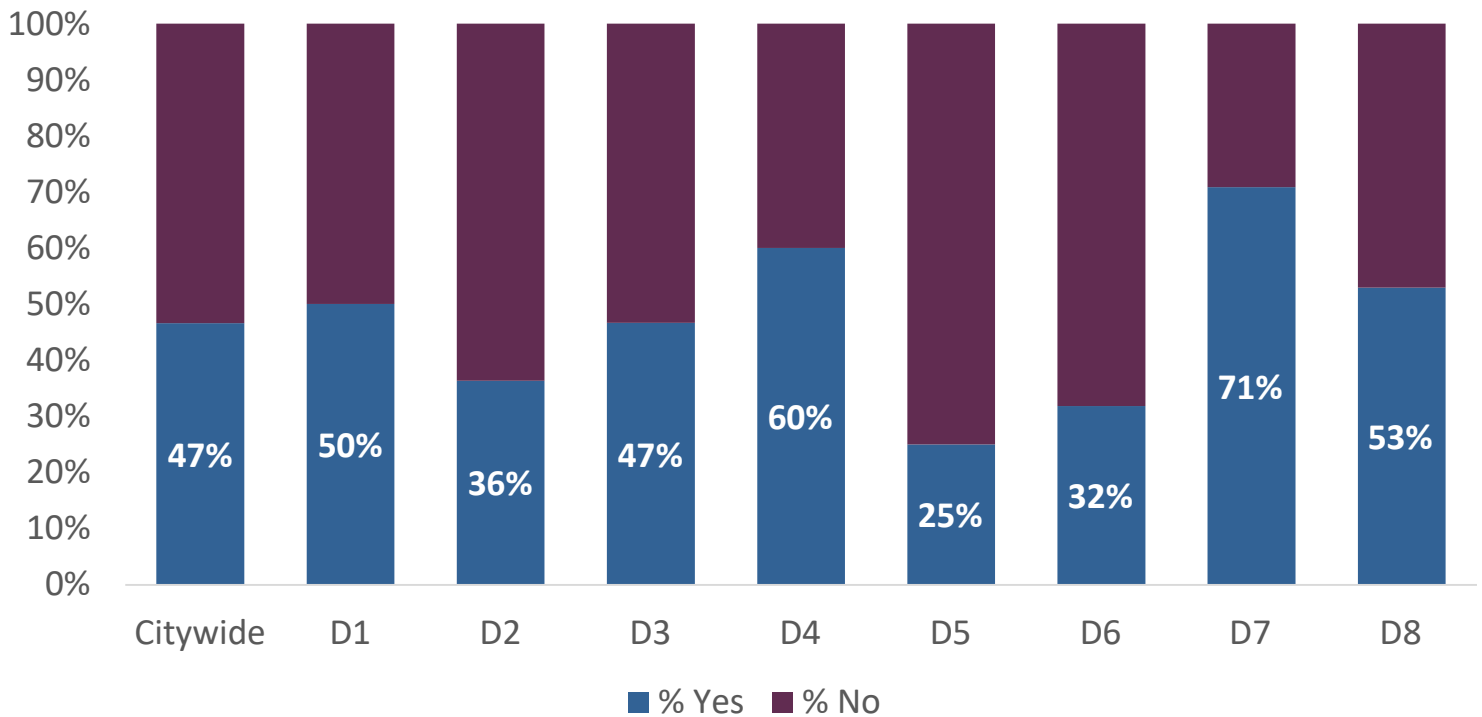


number of submissions (N) = 177

Economic Development & Education

Rio Reimagined Land Acquisition: \$23.5 million

Acquire land and perform predevelopment activities that may include environmental assessments and cleanup necessary to prepare economically attractive sites along the Rio Salado for development.



N = 177



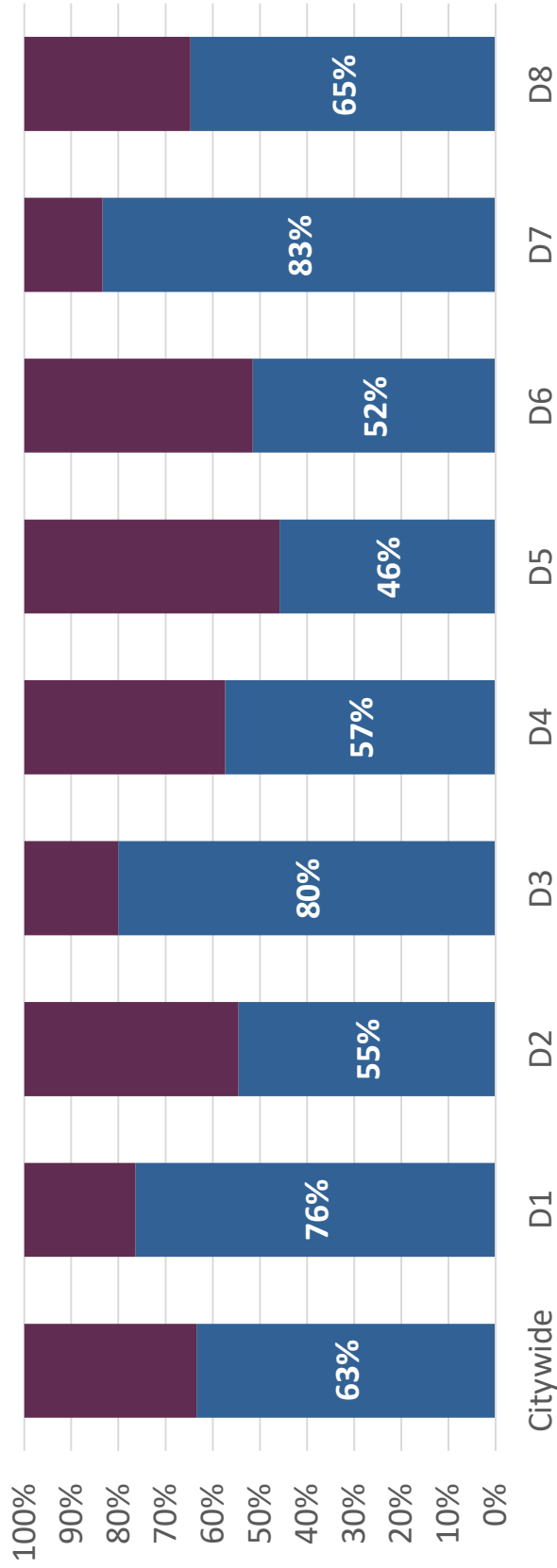
Economic Development & Education

Comments:

1. Dave Eichelman (District 3) opposed funding Rio Reimagined Land Acquisition and stated the cost should be offset by future developers. Mr. Eichelman mentioned he did not want his tax money profiting businesses. (July 2022)
2. J. Coughlin (District 1) expressed support for funding to acquire land for Rio Reimagined, but not to get it ready for development. Ms. Coughlin stressed the importance of infill and redeveloping under-utilized land rather than new land. (Aug. 12 Report)
3. Irwin Sheinbein (District 6) requested the remaining funding from his submission be proportionally divided among the areas where he expressed support. (Sept. 9 Report)
4. Nicholas Salazar (District 7) supported funding the Rio Reimagined Land Acquisition to benefit the state and invest in the environment. He proposed increasing the project cost to \$40 to 80 million to speed up the process. (Sept. 26 Report)

Environment & Sustainability

The percent of residents indicating “yes” or “no” for the Environment & Sustainability category, by district

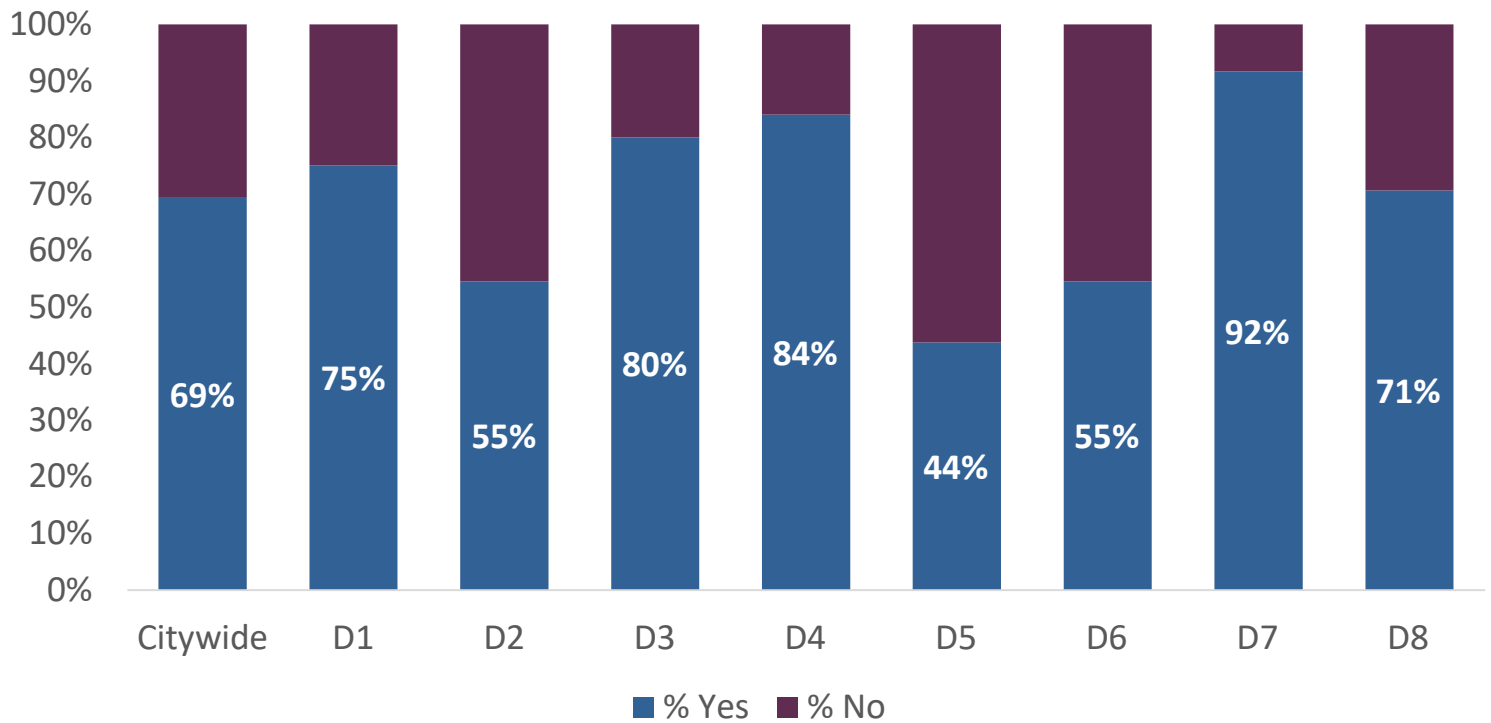


number of submissions (N) = 177

Environment & Sustainability

Equipment Replacements for Energy and Water Savings: \$5 million

Replace and upgrade aging equipment and fixtures using new energy-or water efficient technologies that will reduce energy and/or water use and greenhouse gas emissions associated with existing City facilities.
(Various)

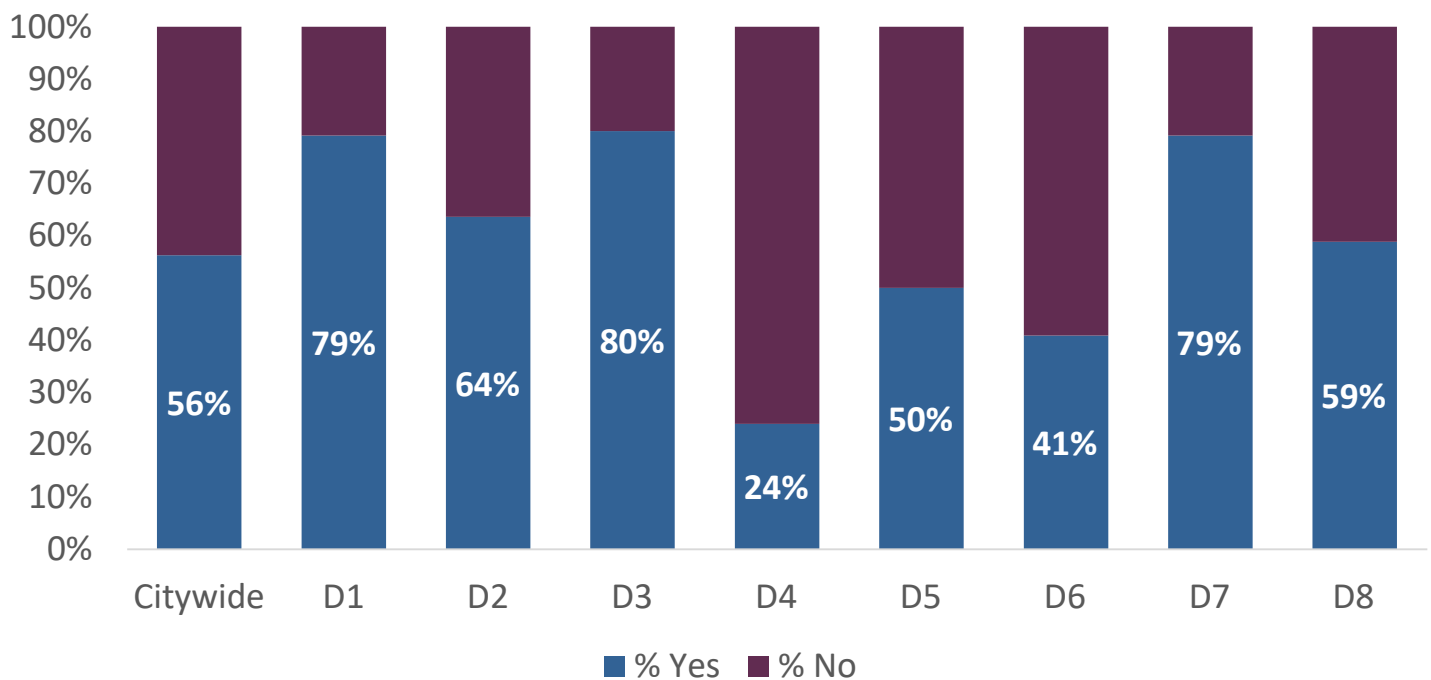


N = 177

Environment & Sustainability

Fuel and Oil Tank Replacement: \$5.1 million

Replace aging fuel infrastructure that has exceeded the original estimated service life of 30 years.
(Various)



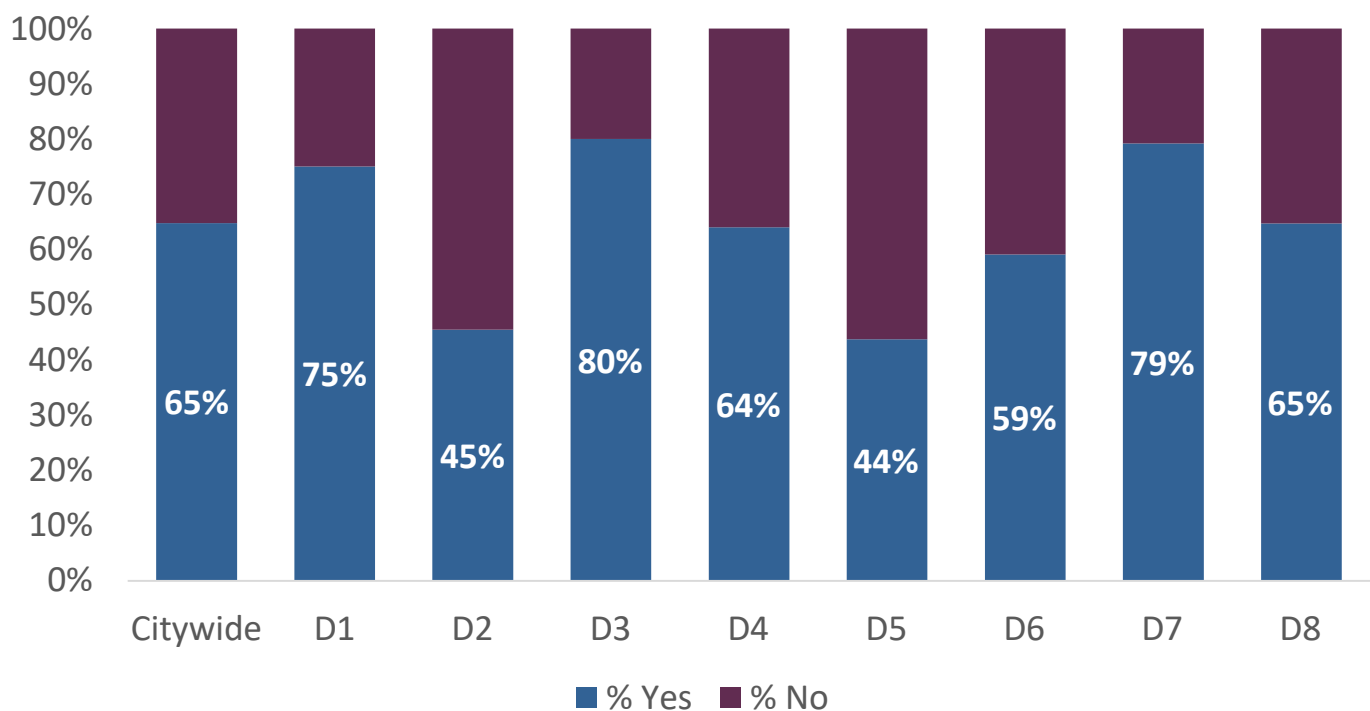
N = 177

Environment & Sustainability

Upgrade HVAC and other Climate Control Equipment for Energy Savings: \$15 million

Install energy efficient HVAC equipment or other climate control systems to reduce energy consumption and greenhouse gas emissions from City facilities. Facility Condition Assessments identified the need to replace aging and inefficient HVAC systems at many facilities including City-operated community and recreation centers, arts and cultural facilities, and administrative buildings.

(Various)



N = 177



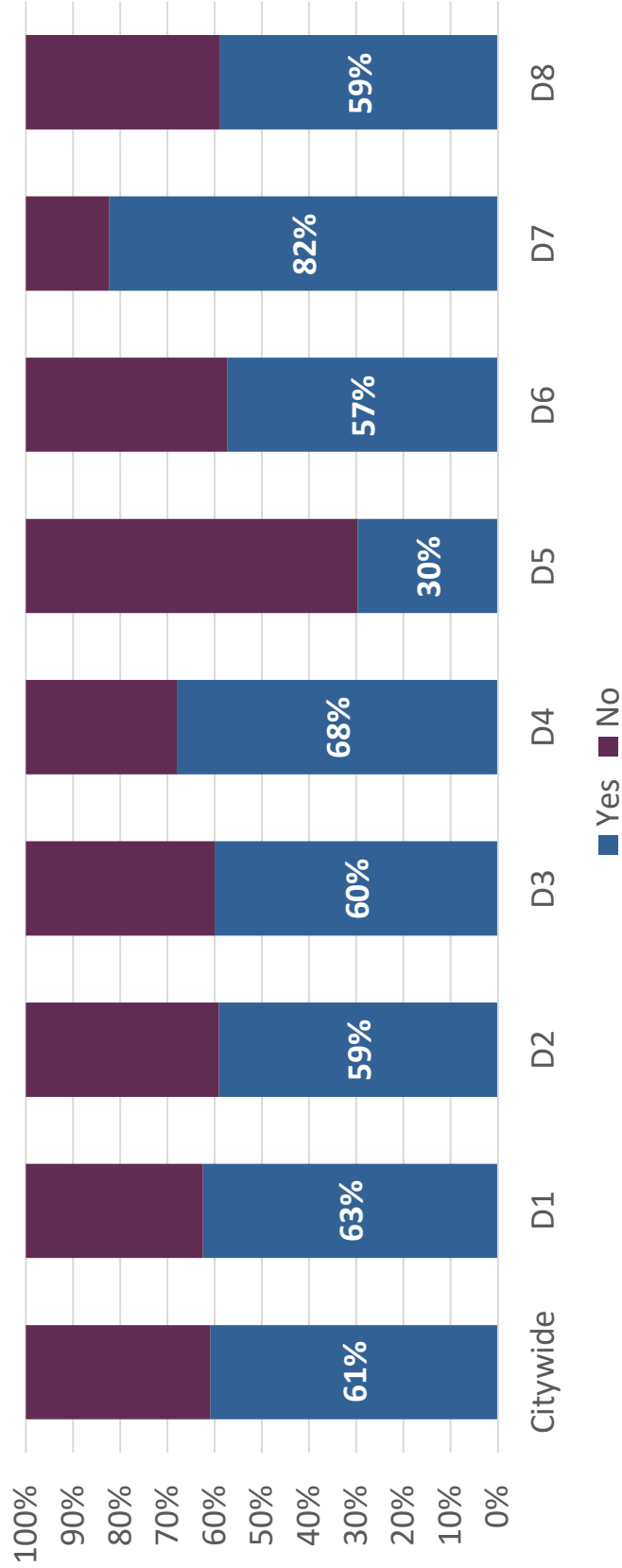
Environment & Sustainability

Comments:

1. Nicholas Salazar (District 7) proposed a substantial increase to funding for Equipment Replacements for Energy and Water Savings, Fuel and Oil Tank Replacement, and the project to Upgrade HVAC and other Climate Control Equipment for Energy Savings. (Sept. 26 Report)
2. Patrick Seifter (District 4) opposed funding for the Fuel and Oil Tank Replacement project, stating it would be for police vehicles. He recommended getting rid of the vehicles instead of replacing the tanks. (Oct. 7 Report)
3. Katarina Lujic (District 7) stated \$25 million as the maximum investment for sustainability was extremely low given Phoenix's location and water concerns. She stated she would be happier to see the amount increased threefold. (Oct. 7 Report)
4. Andrea Golfen (District 4) opposed GO Bond funding for the Fuel and Oil Tank Replacement, stating existing Police funds should be used to upgrade Police equipment and funding should be allocated away from Police to community services. (Oct. 7 Report)

Housing, Human Services & Homelessness

The percent of residents indicating “yes” or “no” for the Housing, Human Services & Homelessness category, by district

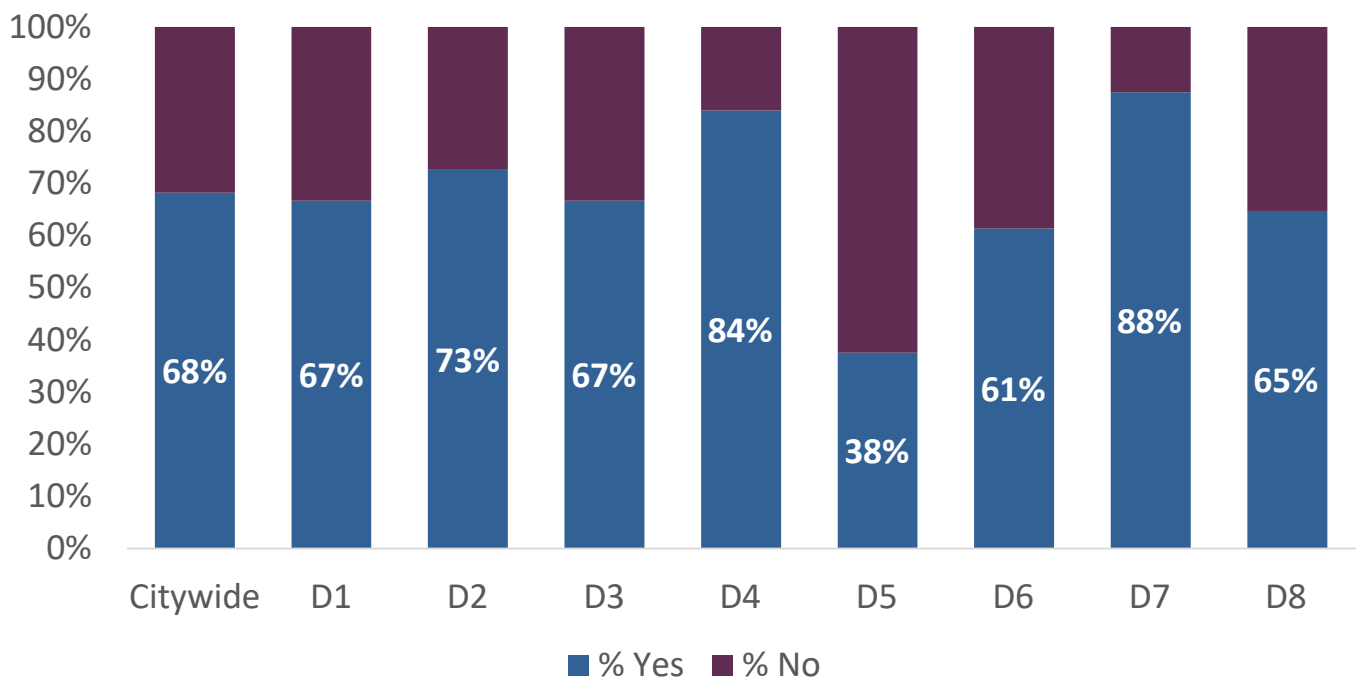


number of submissions (N) = 177

Housing, Human Services & Homelessness

Affordable Housing Property Preservation - Phase 1: \$33 million

Renovate and preserve up to 610 affordable housing units at four properties where physical condition assessments have been completed and identified critical needs. Renovations include structural repairs, electrical and mechanical improvements, HVAC replacements, and other updates. Complete Facility Condition Assessments at 16 additional Housing Department properties.
(Various)

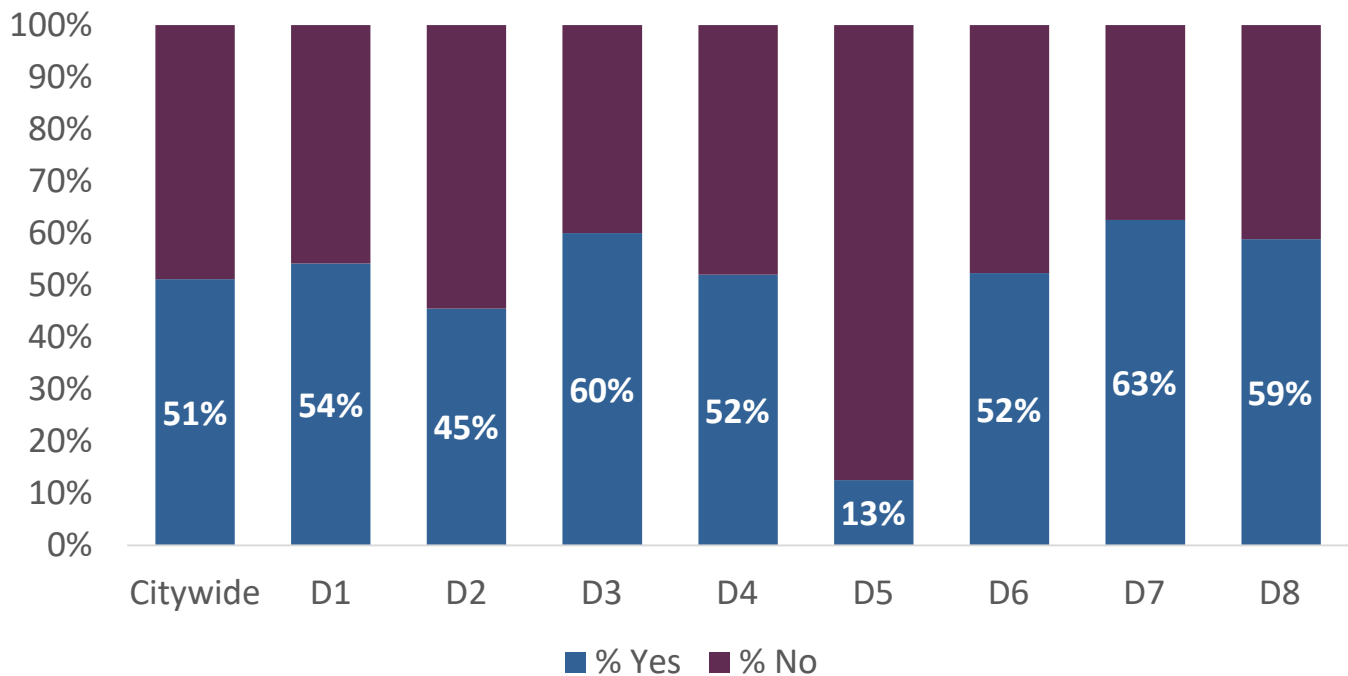


N = 177

Housing, Human Services & Homelessness

Cesar Chavez Senior Center: \$5.7 million

Design and construct a new 12,600 square foot multi-purpose senior center adjacent to the Cesar Chavez Community Center. (Cesar Chavez Regional Park)

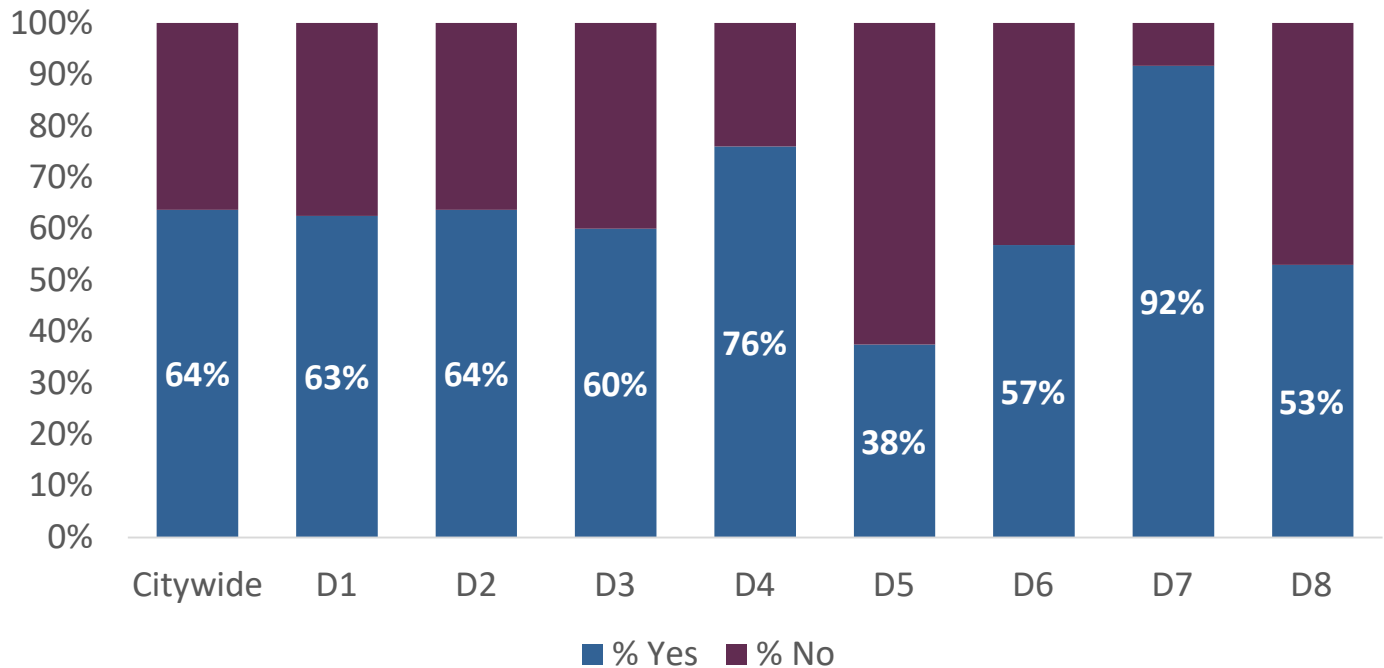


N = 177

Housing, Human Services & Homelessness

Choice Neighborhoods Housing Development Gap Funding: \$21.2 million

Cover the increased cost for construction, materials, and labor necessary to complete the final phase (Phase IV) of the Edison-Eastlake redevelopment project. Phase IV consists of 364 new, modern, mixed-income rental housing units (286 affordable and 78 market rate).
(Edison-Eastlake Community)

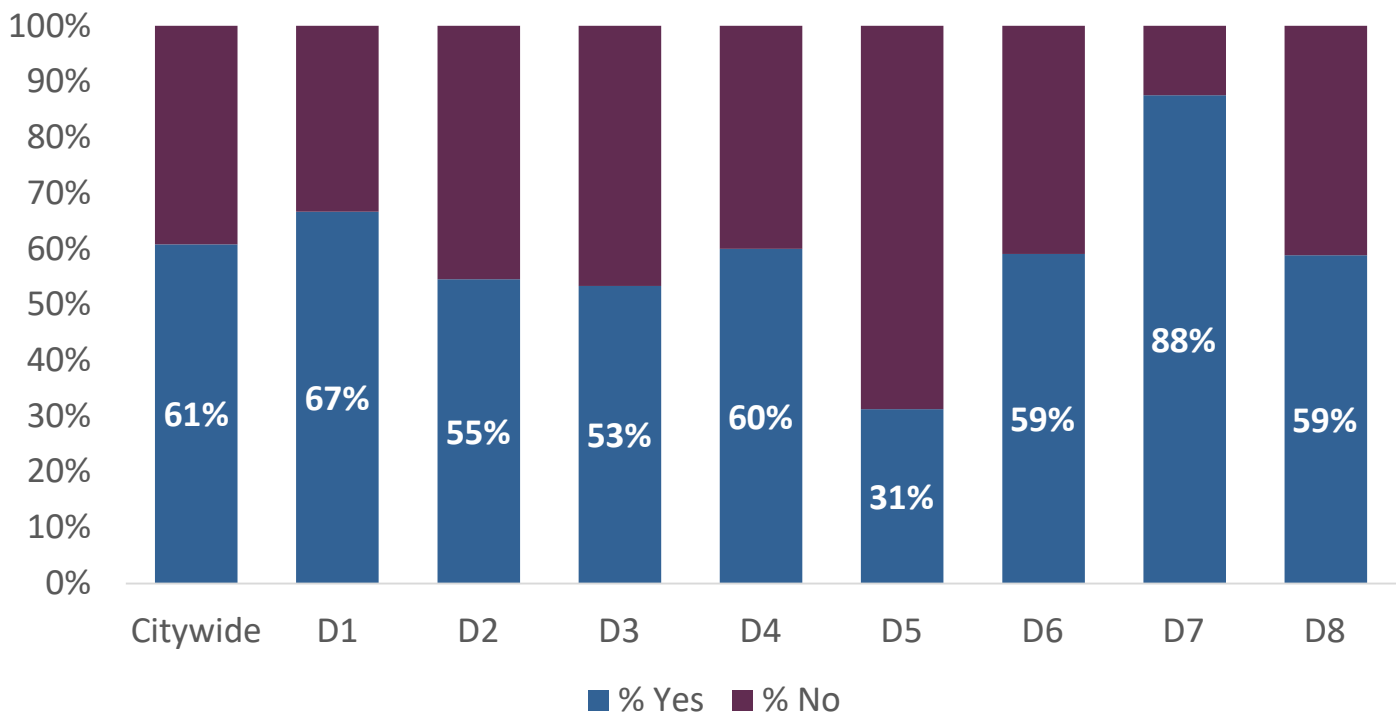


N = 177

Housing, Human Services & Homelessness

McDowell Senior Center Renovation: \$1.8 million

Renovate the historic McDowell Senior Center. Modernize HVAC equipment, update the electric system, replace existing plumbing, update the fire suppression system, and restore the building envelope, interior office and meeting spaces.
(1845 E. McDowell Road)



N = 177



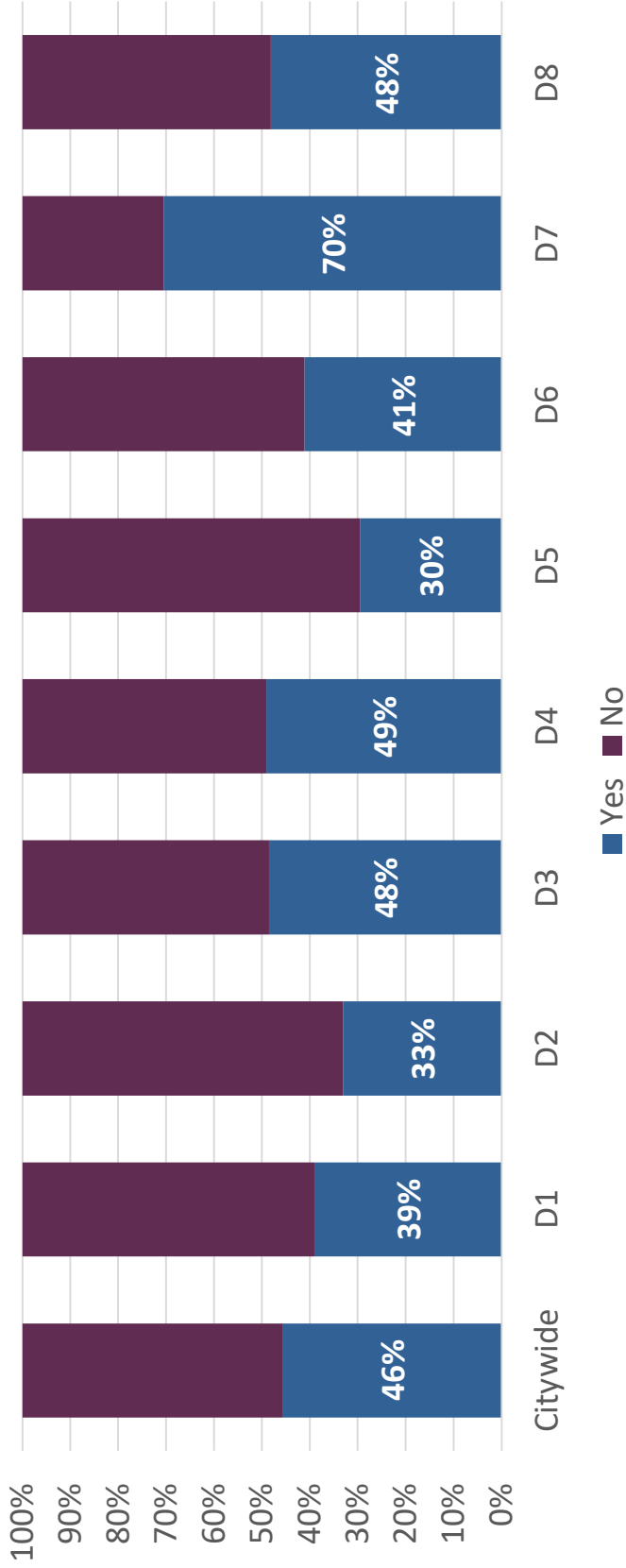
Housing, Human Services & Homelessness

Comments:

1. Marshall Zeable (District 1) opposed Choice Neighborhoods Housing Development Gap Funding, stating that those who do not work for a living should not get free housing. (Aug. 12 Report)
2. Caiti C (District 1) expressed support for funding for Affordable Housing Property Preservation - Phase 1 and Choice Neighborhoods Housing Development Gap Funding, advocating for more affordable housing because rent has increased and resulted in more homelessness in the city than ever before. (Oct. 7 Report)
3. Katarina Lujic (District 7) stated Affordable Housing Property Preservation - Phase 1 was overdue because the homeless population in the city has grown and the City needs to support them. Ms. Lujic advocated for the Choice Neighborhoods Housing Development Gap Funding to be affordable or for the homeless population given the increased irregularity in climate and water sources that put homeless people in danger. (Oct. 7 Report)

Neighborhoods & City Services

The percent of residents indicating “yes” or “no” for the Neighborhoods & City Services category, by district



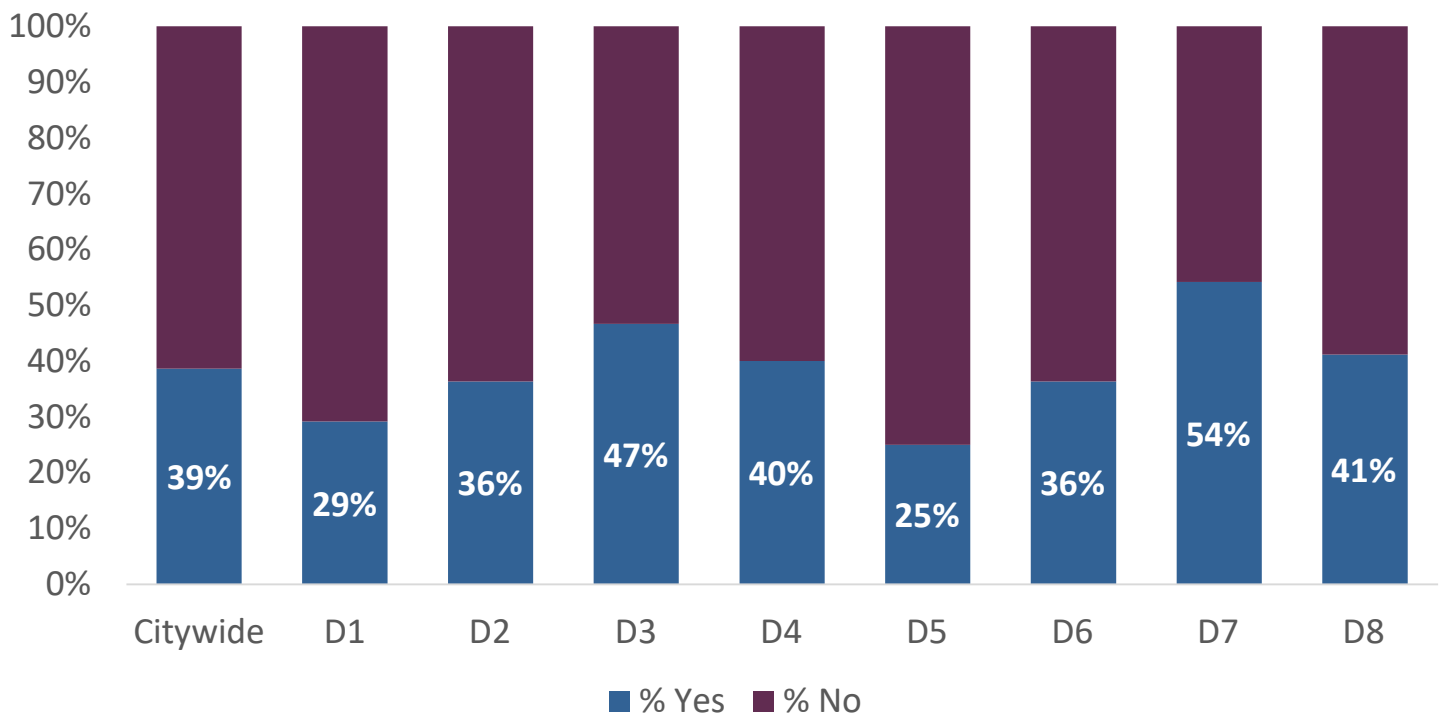
number of submissions (N) = 177

Neighborhoods & City Services

Branch Library at Desert View Civic Space: \$4 million

Design and construct a new 13,000 square foot branch library as part of Phase 1 of the Desert View Civic Space. Phase 1 consists of the civic space master plan, design of a regional park, construction of park amenities, and a branch library. At final completion the Desert View Village Civic Space is expected to include a 40 acre regional park, and a community center.

(Deer Valley Drive & Tatum Boulevard)

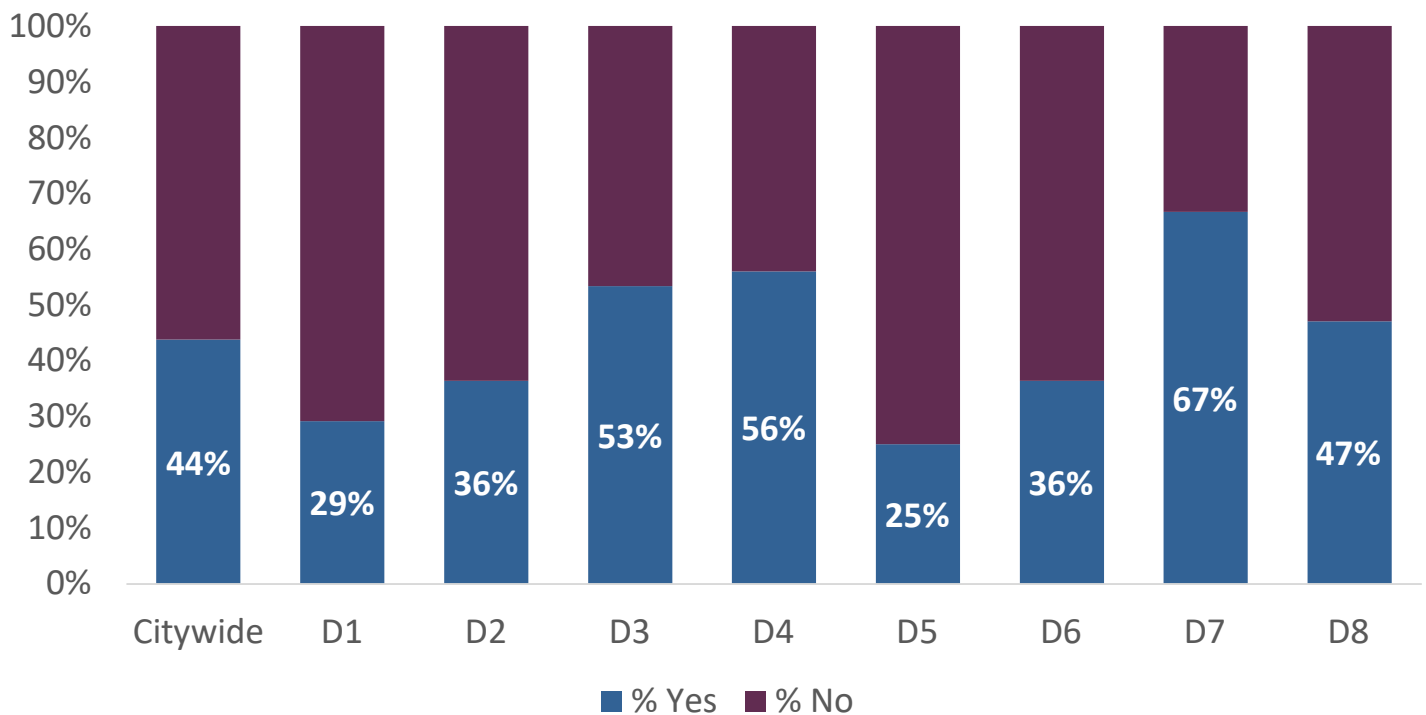


N = 177

Neighborhoods & City Services

Branch Library at Estrella Civic Space: \$6.2 million

Design and construct a new 20,000 square foot branch library as part of Phase 1 of the Estrella Village Civic Space. Phase 1 consists of the civic space master plan, design of a regional park, construction of park amenities, and a branch library. At final completion the Estrella Village Civic Space is expected to include a 93 acre regional park, a community center, and an aquatic center.
(99th Avenue & Lower Buckeye Road)



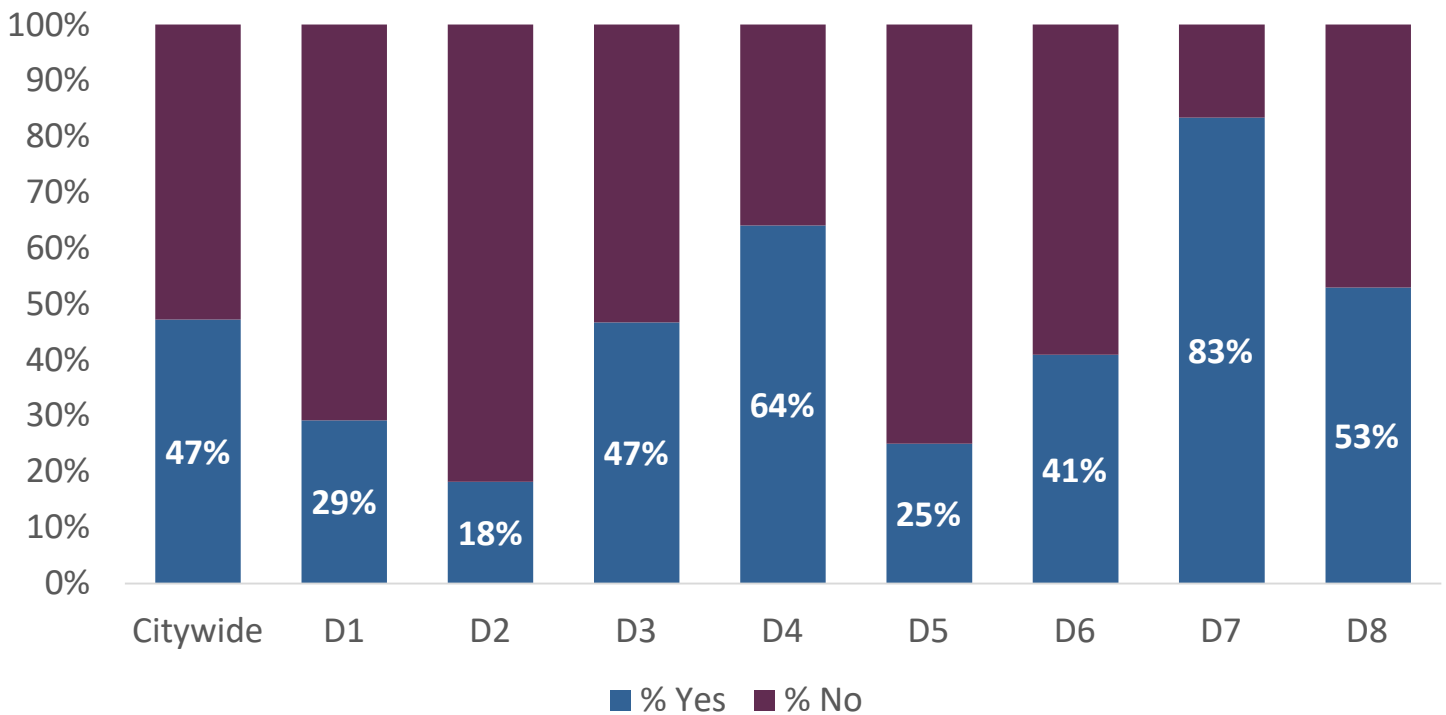
N = 177

Neighborhoods & City Services

City Facility ADA Improvements: \$10.1 million

Ensure ongoing compliance with the Americans with Disabilities Act (ADA) at City facilities. Complete prioritized improvements to signage, restrooms, parking lots, ramps, doors and other barriers to maximize access.

(Public Works Properties - All)

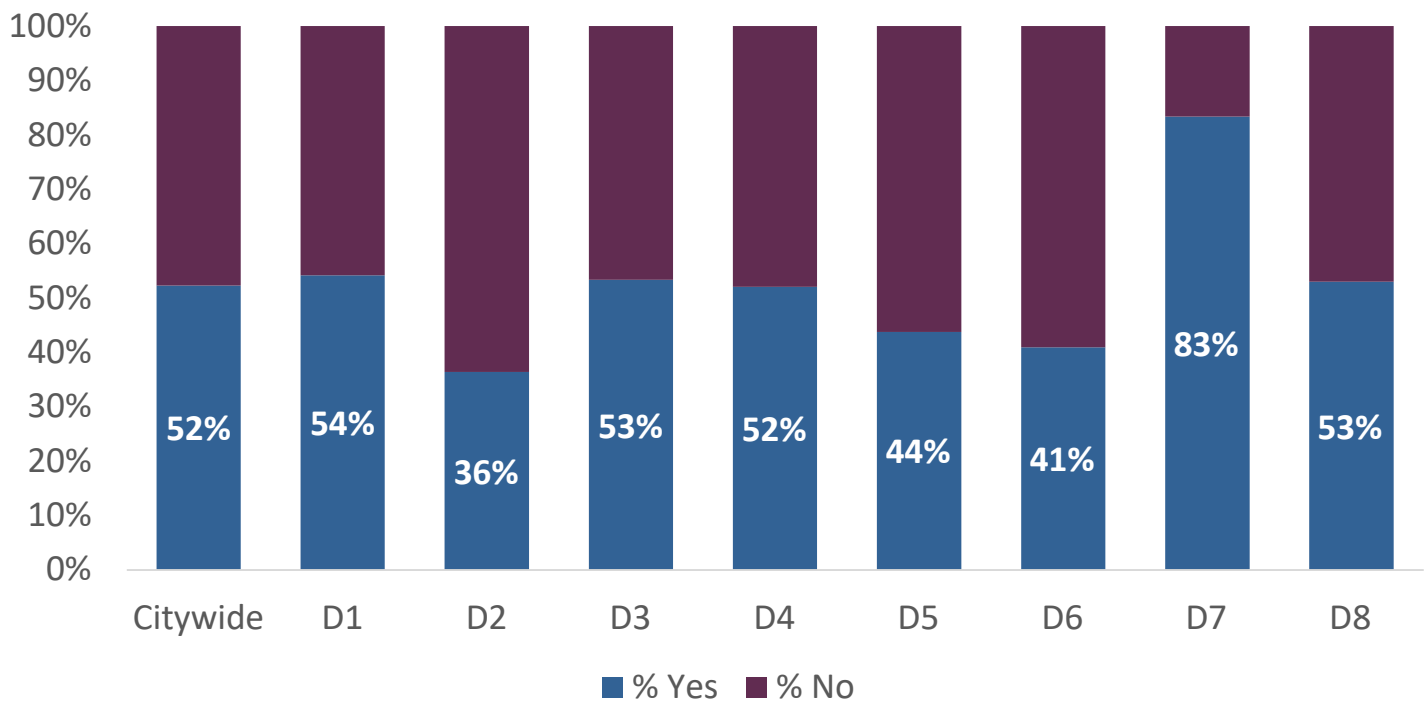


N = 177

Neighborhoods & City Services

City Service Center Property Improvements: \$10.1 million

Repair or replace mechanical and building systems such as roofs, asphalt, plumbing, electrical, and security systems at Public Works Service Centers that support the activity of City departments.
(Various)



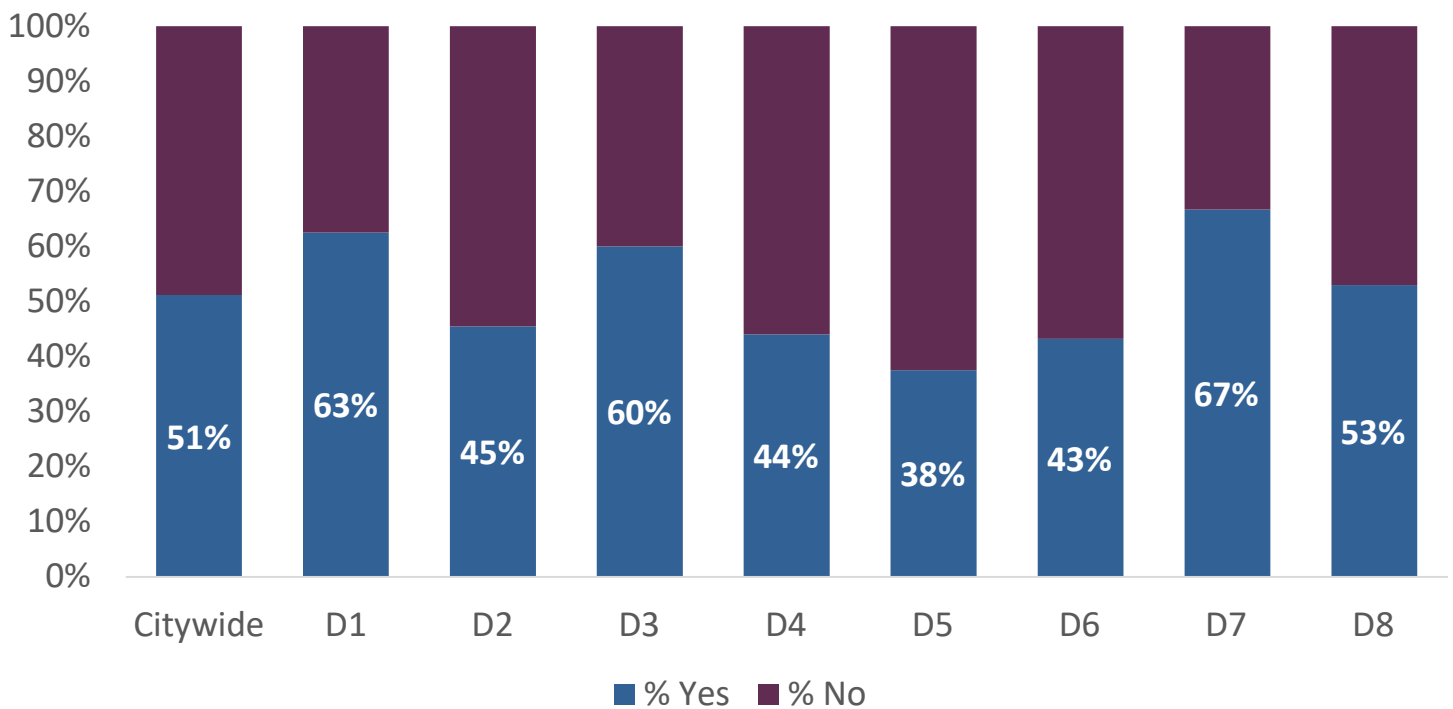
N = 177

Neighborhoods & City Services

Downtown City Property Improvements: \$10.1 million

Address major equipment and building deficiencies at facilities in the Downtown Phoenix Government Campus: Phoenix City Hall, Calvin C. Goode Municipal Building, Phoenix Municipal Court, and the 305 and Adams Street Garages. Facility Condition Assessments completed in 2021 identified the need to repair/replace HVAC, plumbing, elevator, electrical, and security systems.

(Various)

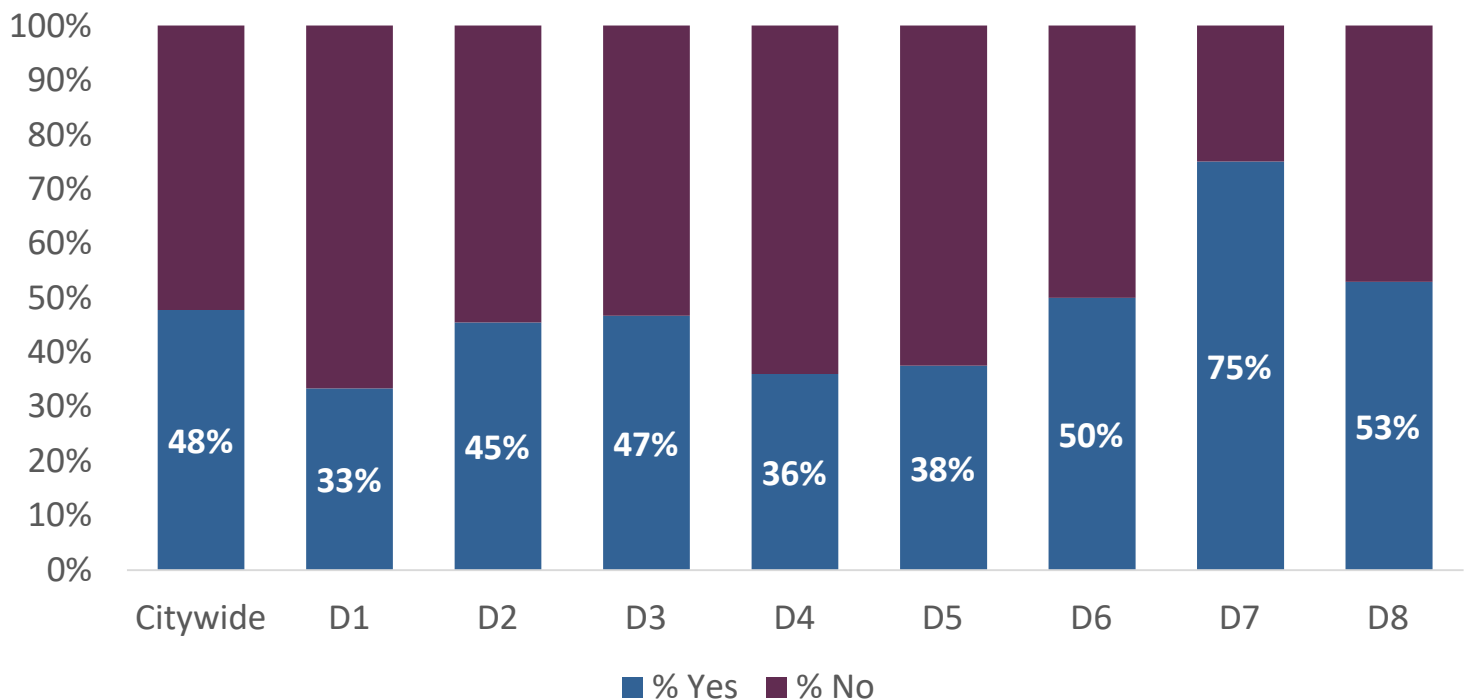


N = 177

Neighborhoods & City Services

Heritage Square Facilities Restoration: \$653,737

Buildings and exterior repairs and restorations include: (1) Silva House: floor repairs, roof replacement, and HVAC; (2) Teeter House: electrical panel upgrade, and floor repairs; (3) Pizzeria Bianco and Bar Bianco: electrical panel upgrade, and floor repairs; and (4) replace clay pipe plumbing, and perform foundation and brick/mortar repairs. (115 N. 6th Street)



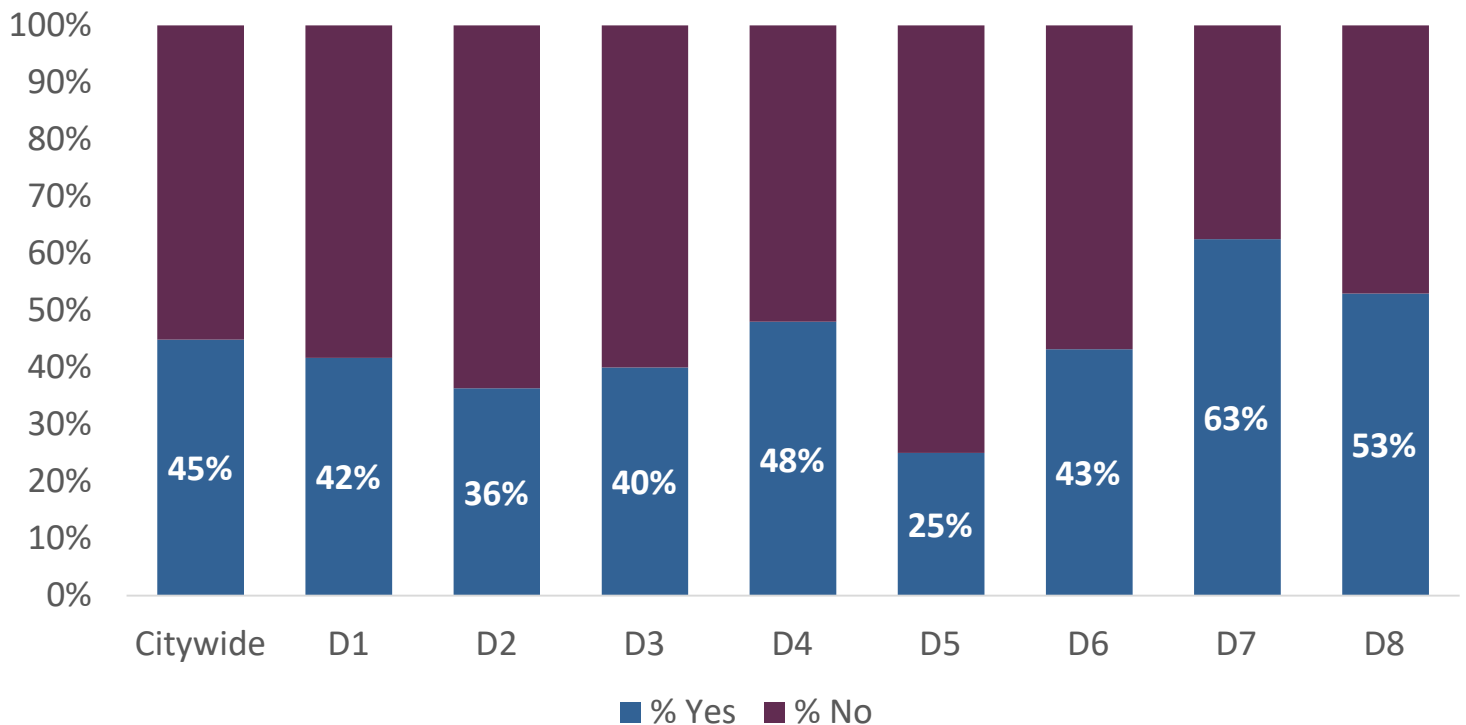
N = 177

Neighborhoods & City Services

Historic Preservation Demonstration Project Grants: \$1.3 million

Encourage rehabilitation and reuse of historic commercial, multi-family and institutional buildings. Provide funding assistance for projects that best demonstrate City historic preservation goals and objectives, paying up to 50 percent of eligible rehabilitation costs for buildings listed individually on the City’s historic register or as contributing properties in a City historic district.

(Multiple)



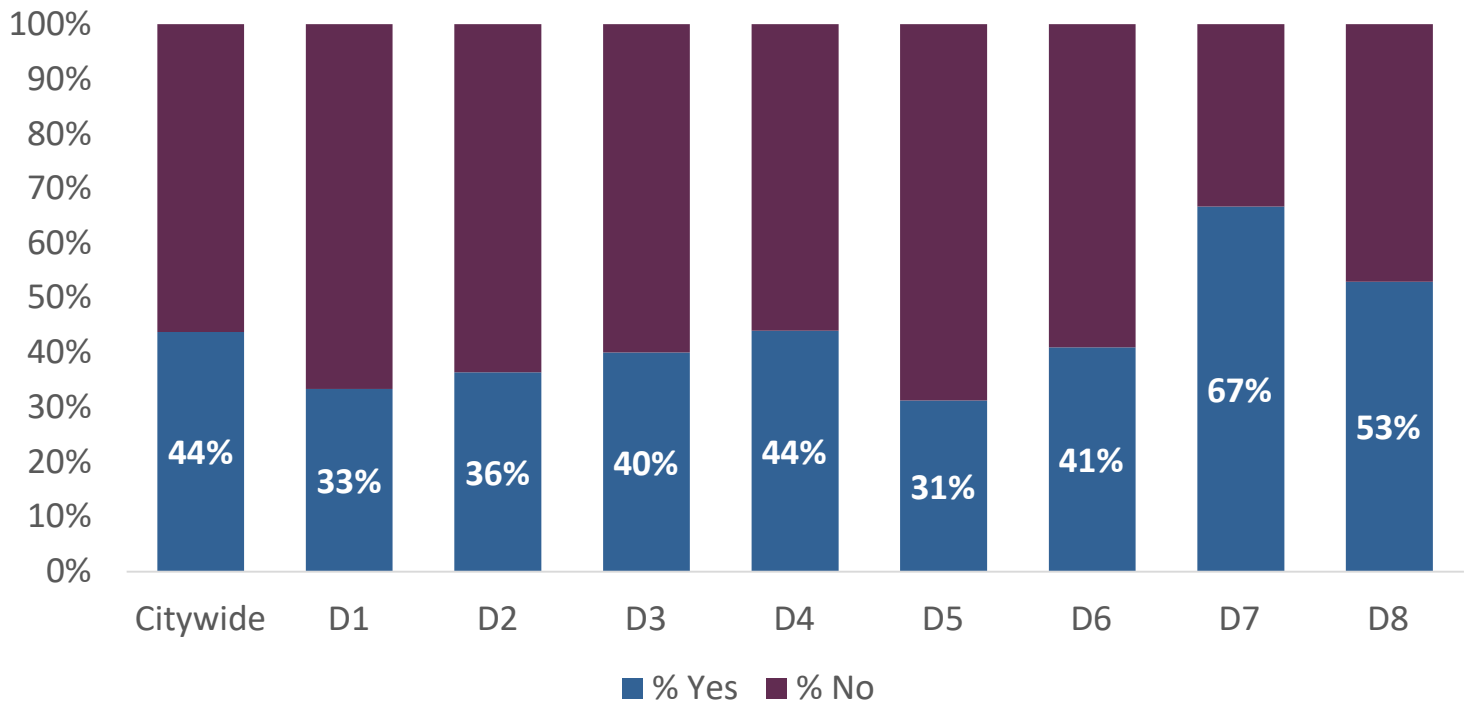
N = 177

Neighborhoods & City Services

Historic Preservation Exterior Rehabilitation Grant Program: \$1.1 million

Provide matching grants to complete critical structural and exterior restoration work on historic dwellings with a minimum matching amount of \$5,000 to a maximum of \$20,000.

(Various)



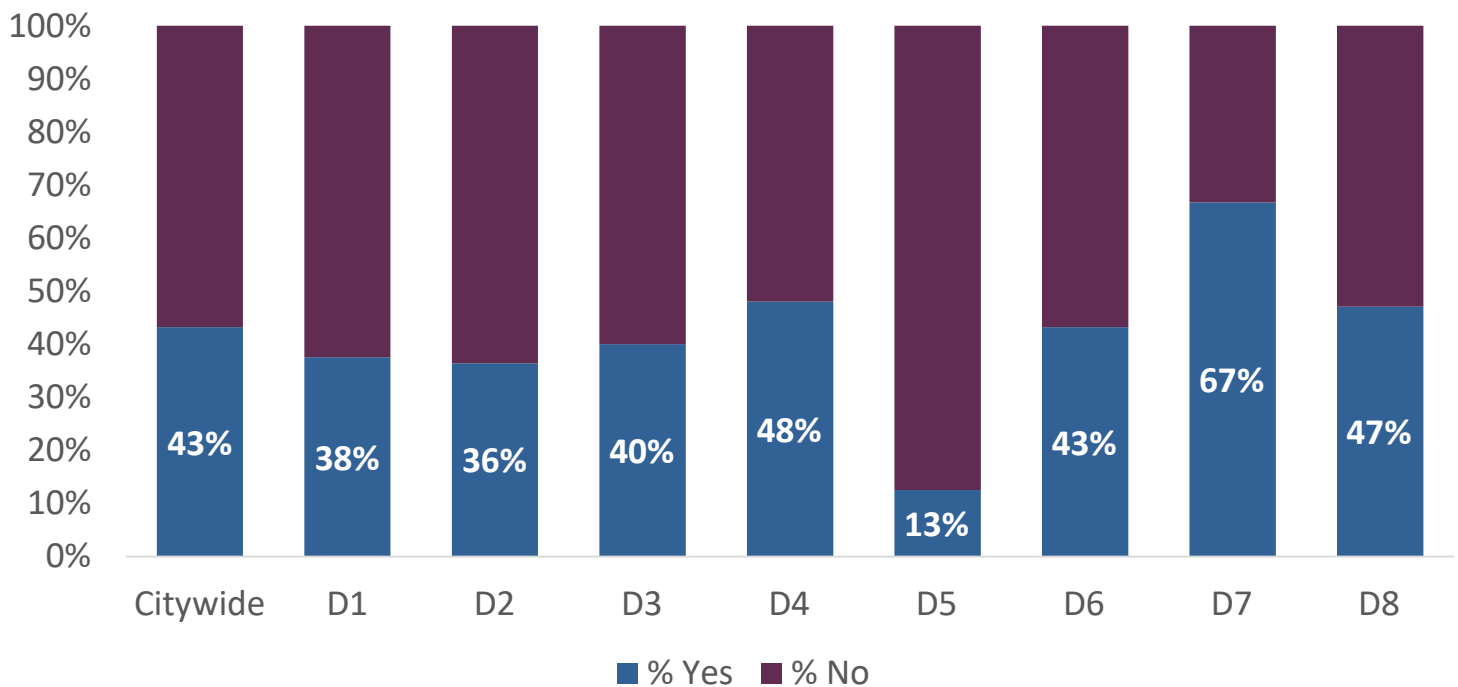
N = 177

Neighborhoods & City Services

Historic Preservation Warehouse & Threatened Buildings Program: \$1.8 million

Protect historic downtown warehouses and other threatened historic buildings. Assist property owners with exterior rehabilitation work or to acquire/assist with acquisitions of threatened historic properties. For rehabilitation projects, the program can pay up to 100 percent of eligible project costs provided that the owner expends an equal or greater amount of ineligible work items.

(Multiple)

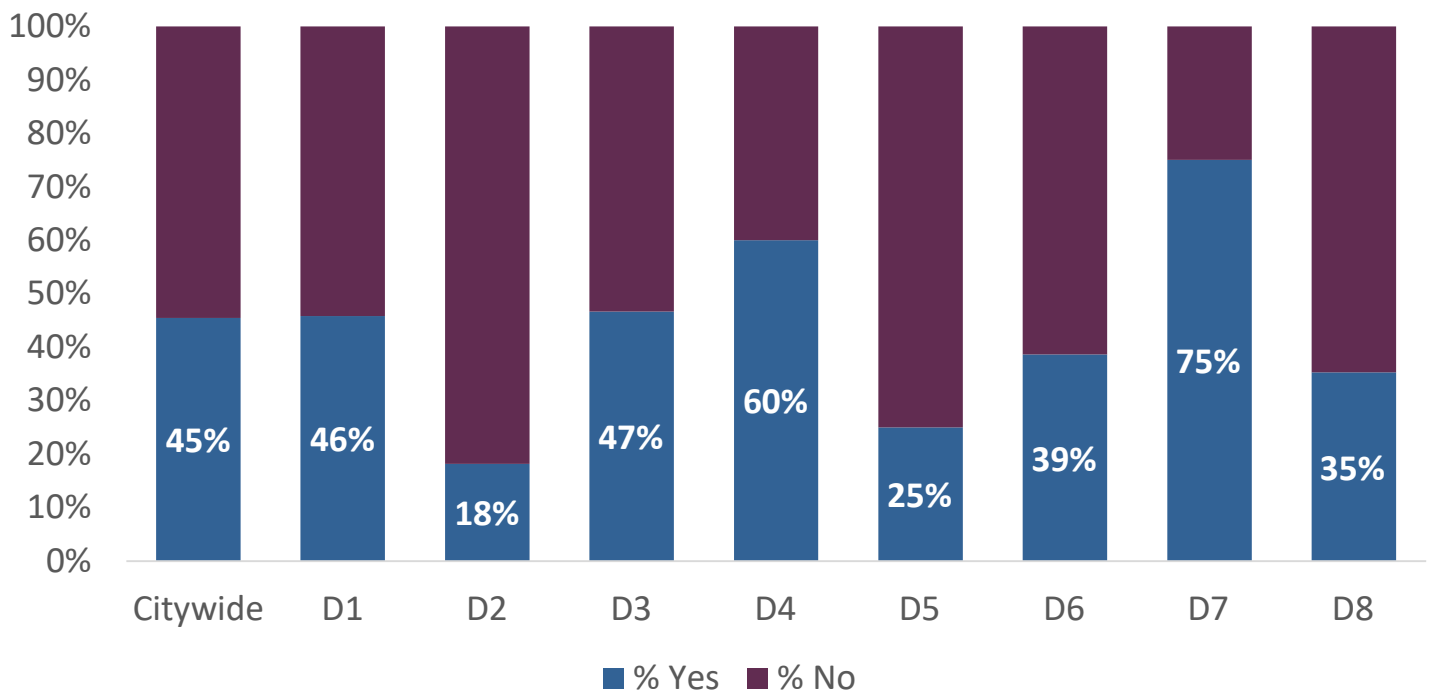


N = 177

Neighborhoods & City Services

Orpheum Theatre Exterior Rehabilitation: \$1.6 million

Restore and preserve the exterior architectural features of the historic Orpheum Theatre and upgrade the exterior accent lighting.
(203 W. Adams Street)

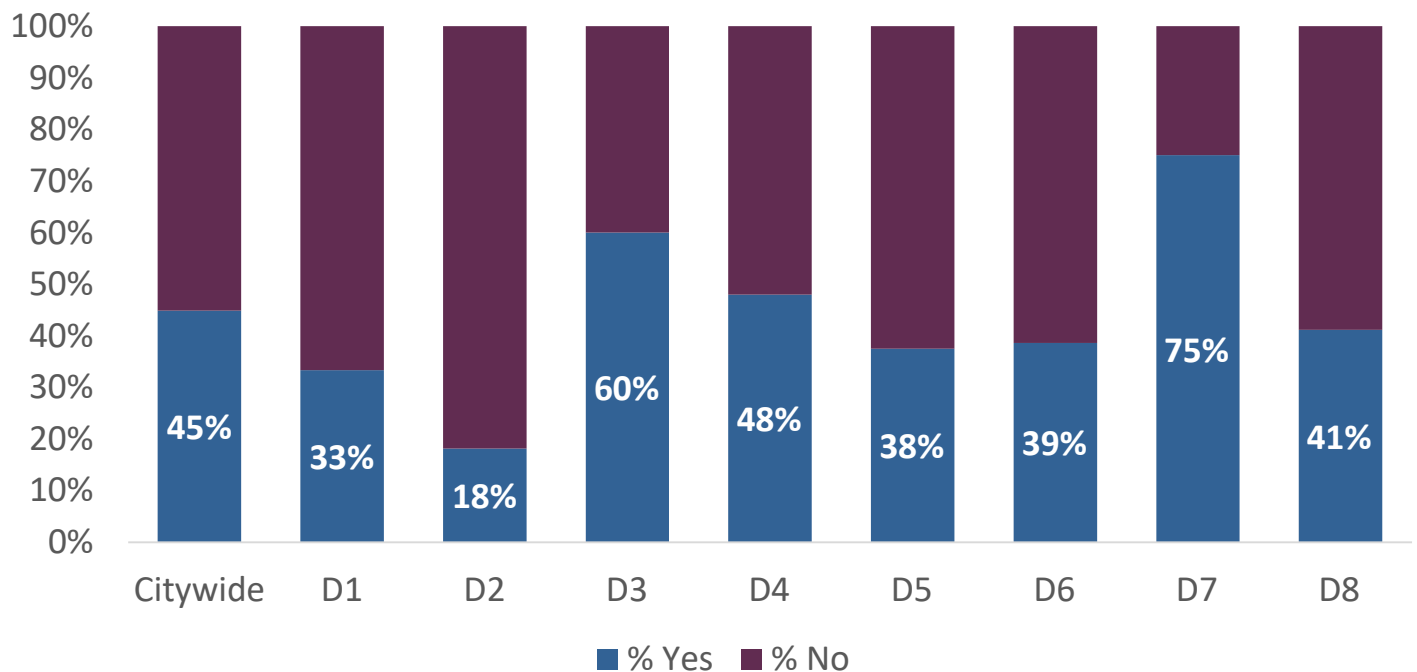


N = 177

Neighborhoods & City Services

Yucca Branch Library Expansion: \$5.5 million

Add 10,000 square feet to Yucca Branch Library to improve visitor experience by adding new amenities and reducing wait times. The additional space will provide new meeting and study rooms, allow for additional public computers, and accommodate an Automated Materials Handling System.
(5648 N. 15th Avenue)



N = 177



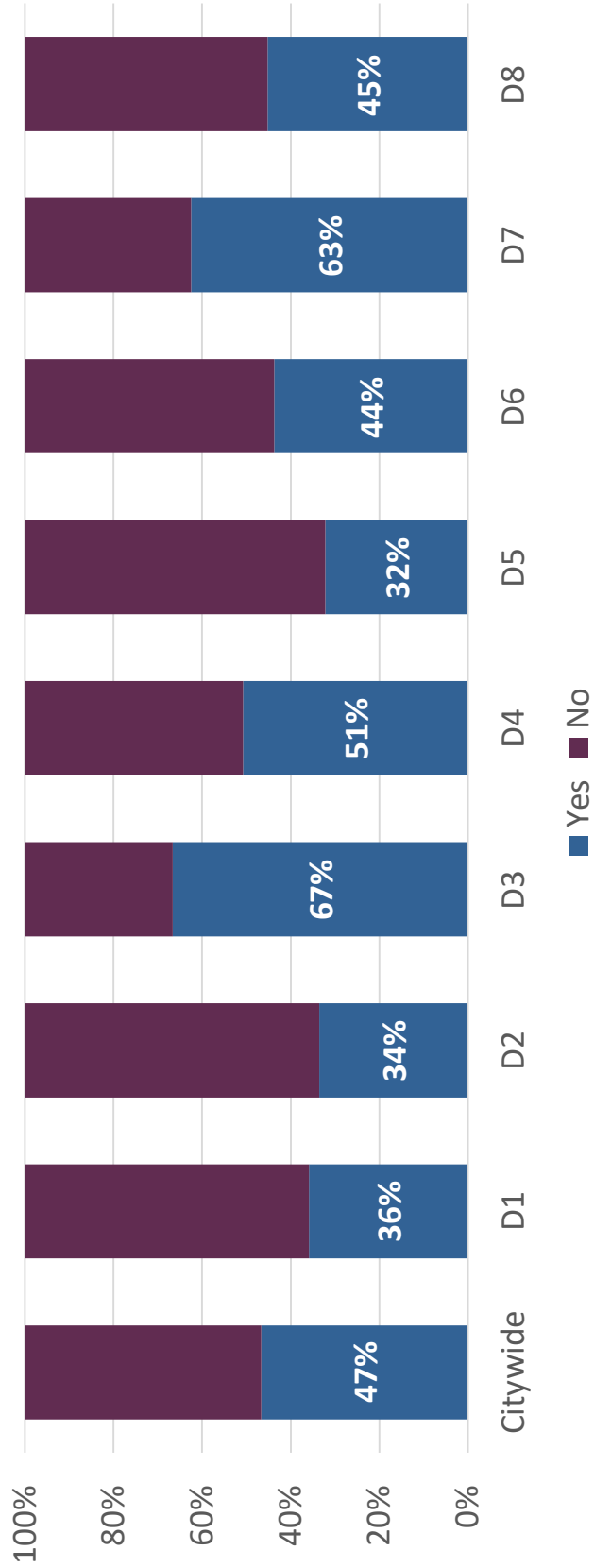
Neighborhoods & City Services

Comments:

1. Dave Eichelman (District 3) stated he was conflicted about using GO Bond funding towards private historical restoration projects through the Historic Preservation Exterior Rehabilitation Grant Program. He explained the funds have historically been distributed to those who already have resources to complete the projects on their own. (July 2022)
2. Marshall Zeable (District 1) opposed the Yucca Branch Library Expansion, stating there is no need for physical libraries now that everything is online. (Aug. 12 Report)
3. Praveen Mahadevaiah (District 5) expressed support for the Branch Library at Desert View Civic Space. He stated it would be a great addition to the Desert Ridge community, as the nearest branch is approximately six miles away. (Sept. 26 Report)
4. Patrick Seifter (District 4) did not support City Service Center Property Improvements that would benefit the Police Department. (Oct. 7 Report)
5. Andrea Golfen (District 4) supported the Yucca Branch Expansion project expressing that the neighborhood needs more public resources. (Oct. 7 Report)

Parks & Recreation

The percent of residents indicating “yes” or “no” for the Parks & Recreation and Library category, by district

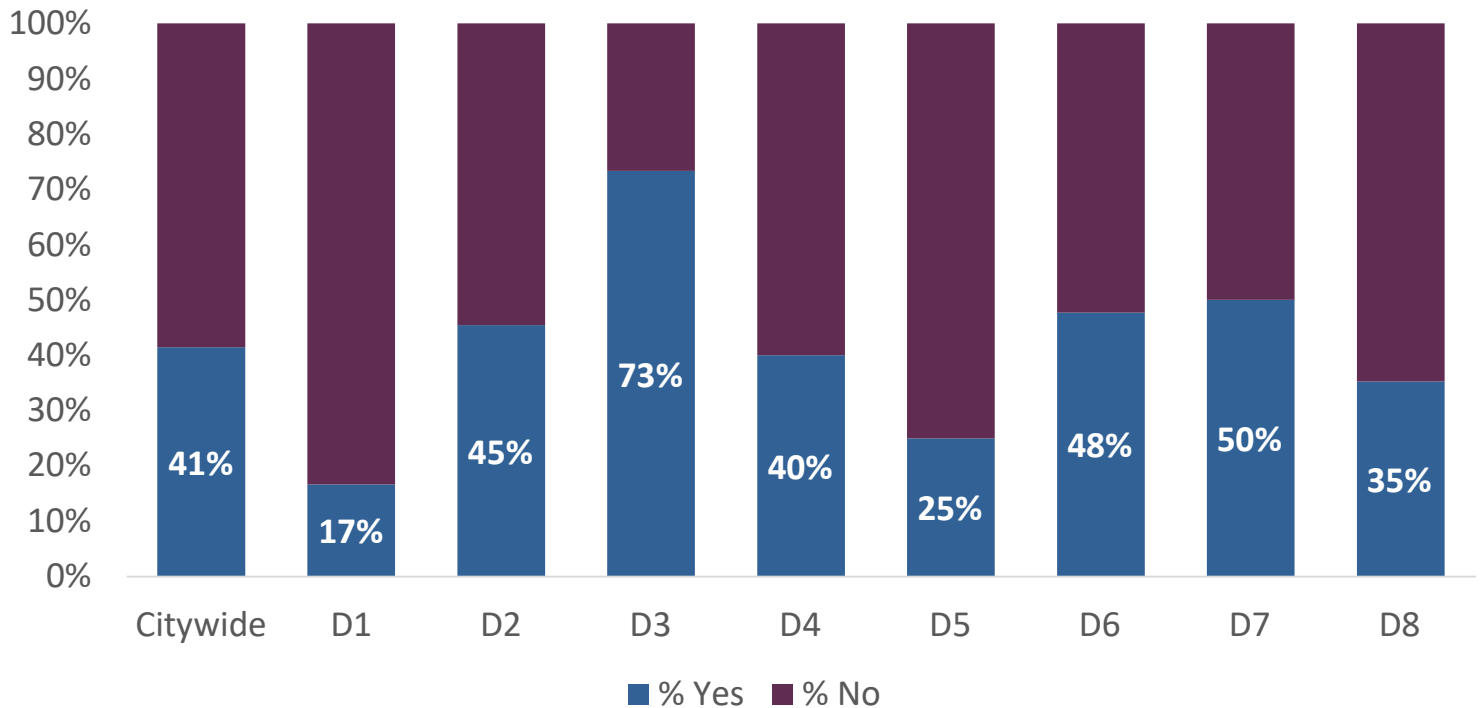


number of submissions (N) = 177

Parks & Recreation

Desert View Civic Space - Phase 1: \$8.4 million

Design and construct Phase 1 of the Desert View Village Civic Space. At completion the Desert View Village Civic Space is expected to include a 40 acre regional park, a community center, a branch library, and a park and ride. Phase 1 consists of the civic space master plan, regional park design, construction of 1/2 of regional park amenities, and a 13,000 square foot branch library. (Deer Valley Drive & Tatum Boulevard)

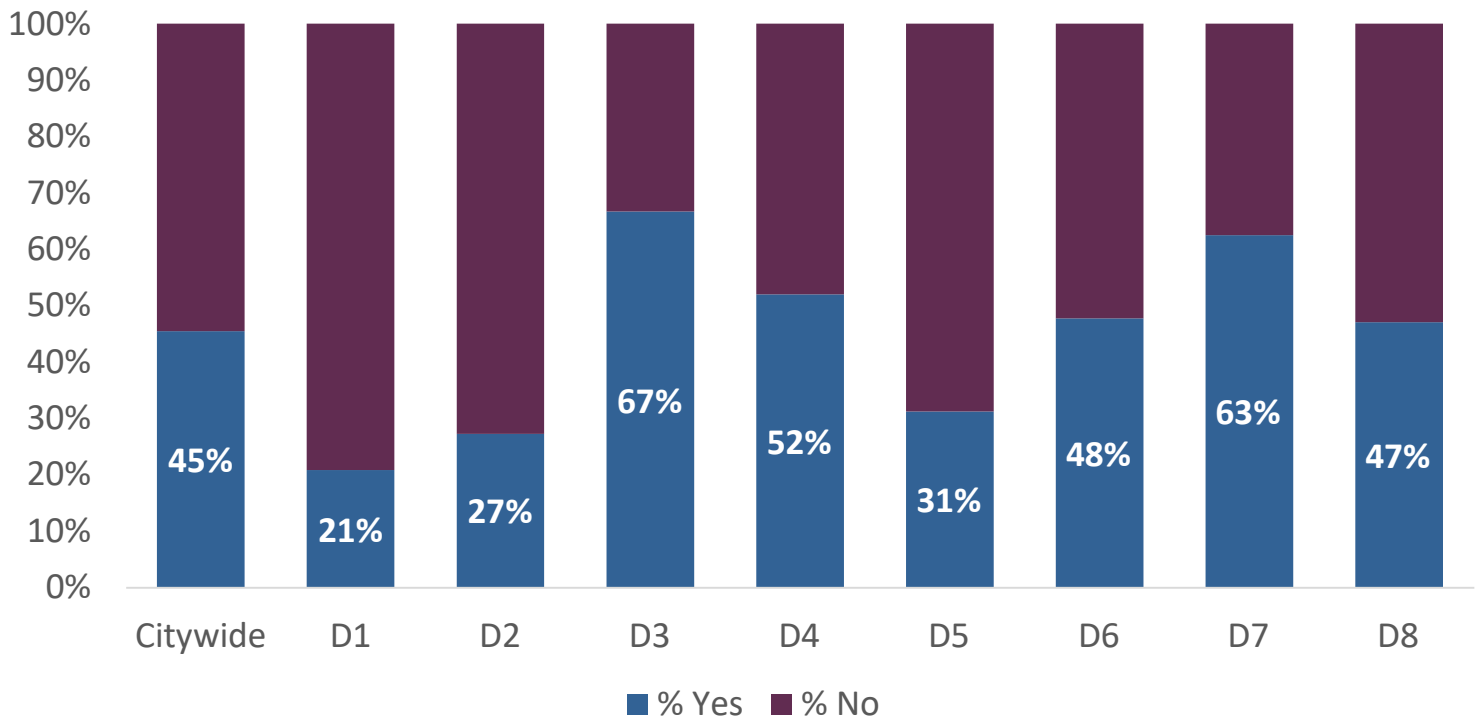


N = 177

Parks & Recreation

Estrella Civic Space - Phase 1: \$12.3 million

Design and construct Phase 1 of the Estrella Village Civic Space. At completion the Estrella Village Civic Space is expected to include a 93 acre regional park, a community center, an aquatic center, and a branch library. Phase 1 consists of the civic space master plan, regional park design, construction of 1/3 of regional park amenities, and a 20,000 square foot branch library.
(91st Avenue & Lower Buckeye)



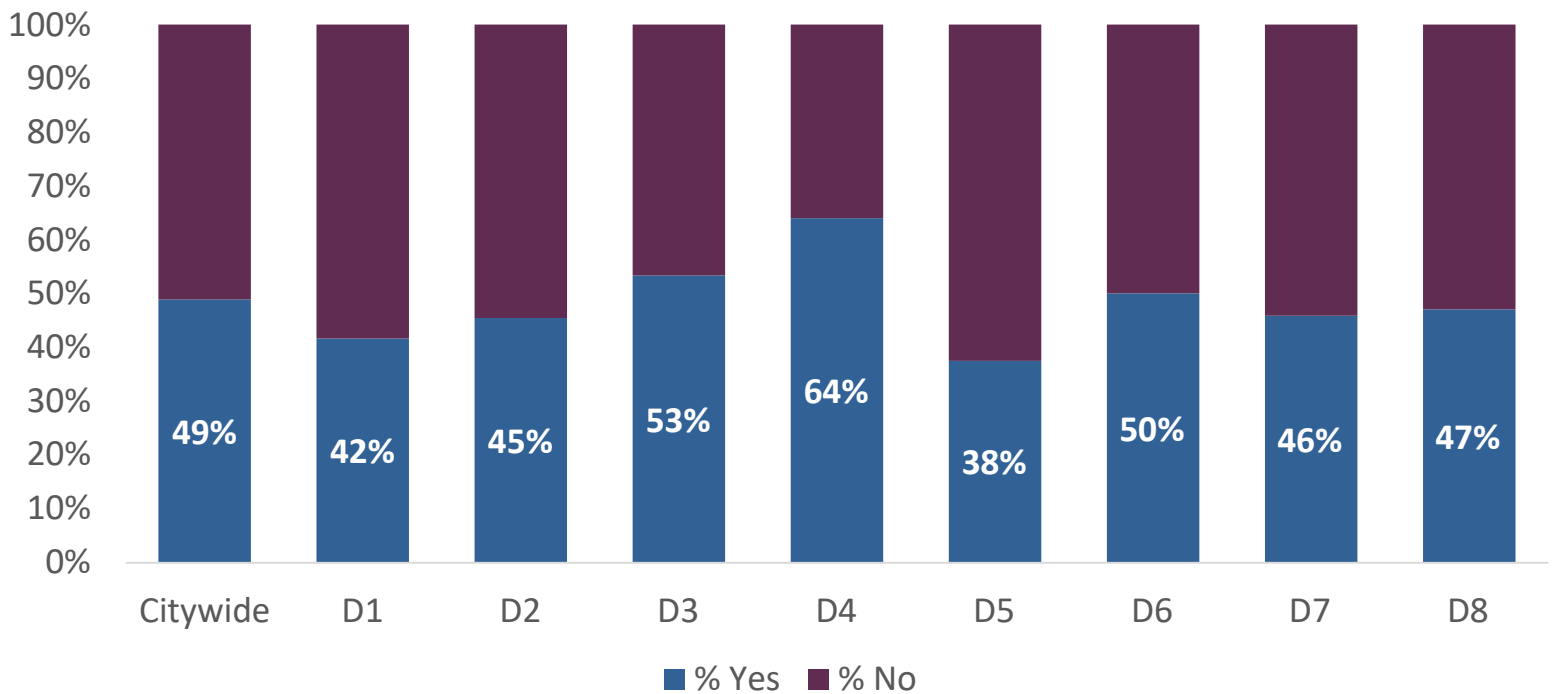
N = 177

Parks & Recreation

Harmon Park Regional Pool and Three Splash Pad Sites: \$12.8 million

Repurpose four pools in south Phoenix to provide a regional pool at Harmon Park, and 3 splash pads at Alkire, Grant, and University Parks. The regional pool will feature a 25-meter lap pool with dive boards, zero depth entry, water play area, swimming lesson area, water slide, shade structures, pool heater, and playground. Construct an ADA accessible bath house with a lifeguard room for training.

(Various)

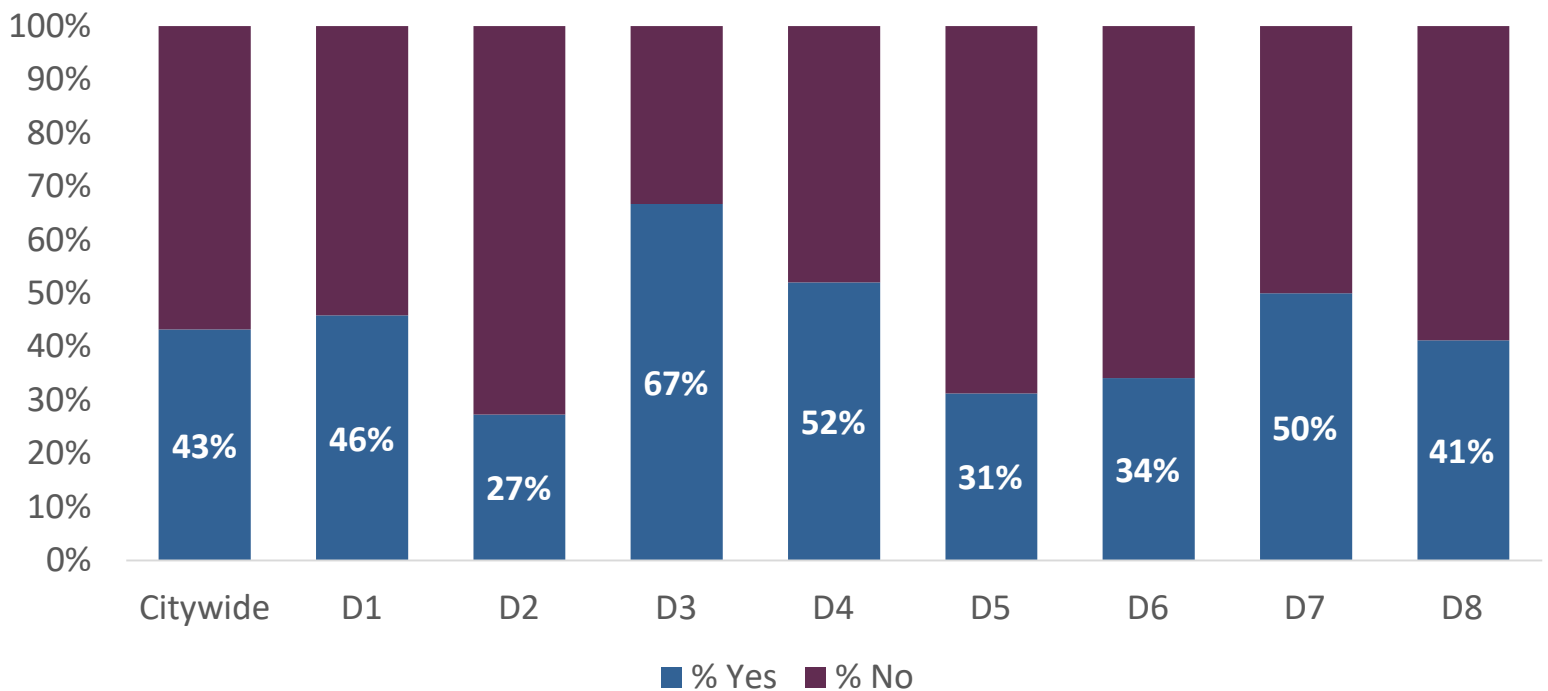


N = 177

Parks & Recreation

Margaret T Hance Park Improvements: \$17.8 million

Design and construct Central Bridge Plaza improvements to create safer, more accessible entry points for park patrons. Build a hill feature north of the garden to increase open green space. Develop a defined tree grove to improve and support the City's Tree and Shade Master Plan. Expand parking on the west end. Incorporate an interactive water feature amenity.
(67 W. Culver Street)



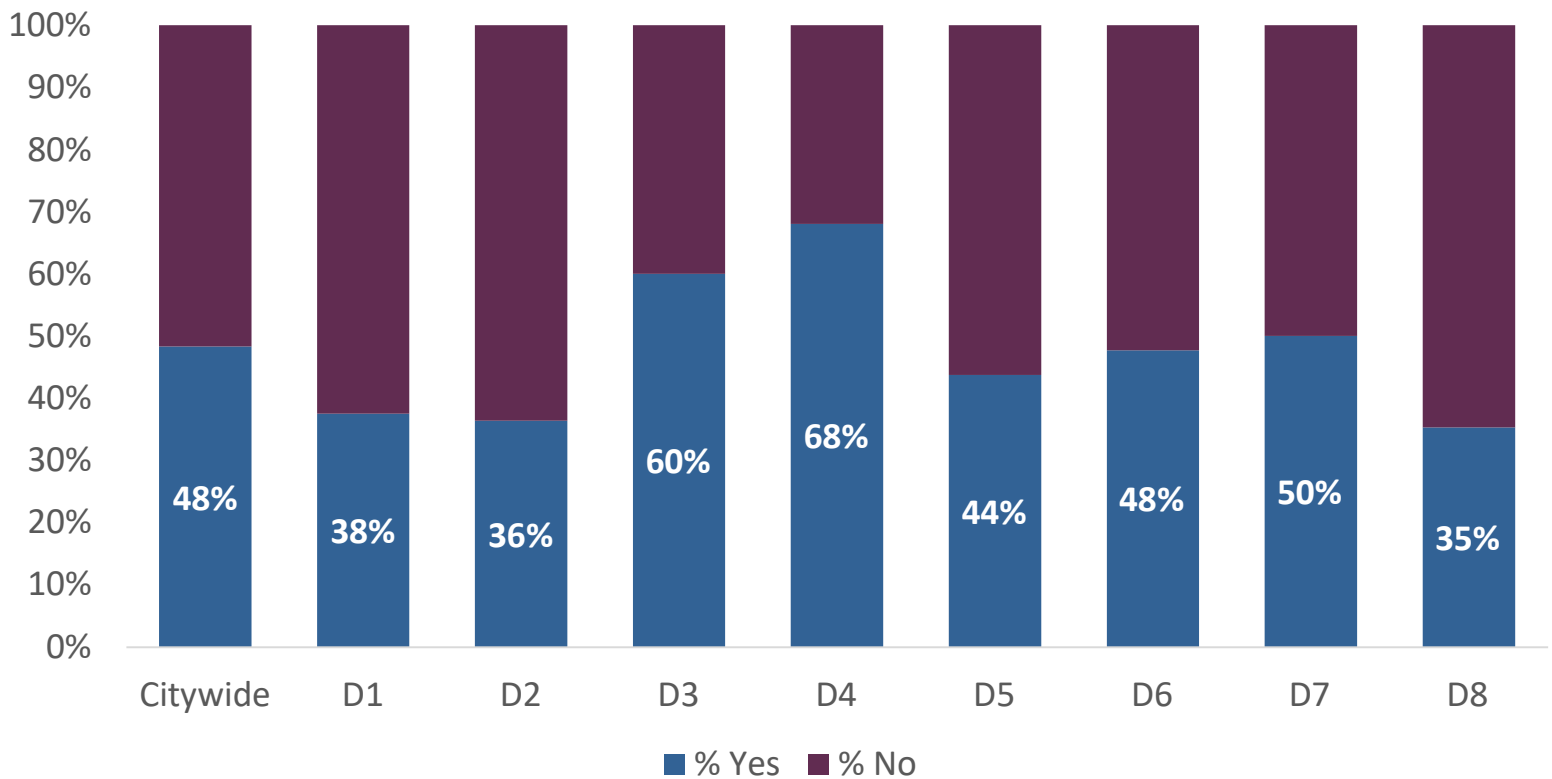
N = 177

Parks & Recreation

Maryvale Park Regional Pool and Two Splash Pad Sites: \$14.4 million

Repurpose three deteriorating pools in the Maryvale area to provide a first-rate regional pool at Maryvale Park and install two new splash pads at Marivue Park and Holiday Park. The regional pool will feature a 25-meter lap pool with dive boards, zero depth entry, interactive water play area, swimming lesson area, water slide, shade structures, pool heater, and water playground.

(Various)

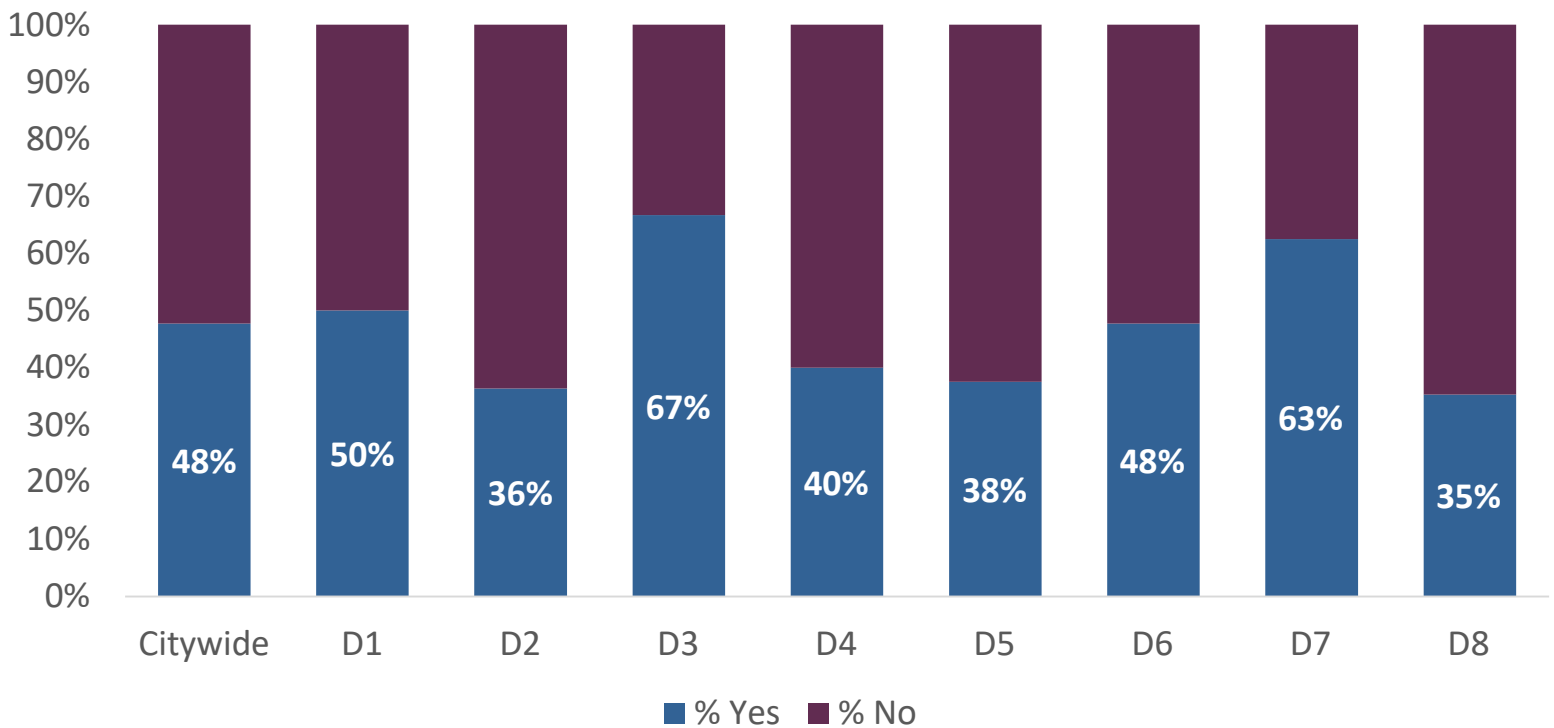


N = 177

Parks & Recreation

Mountain View Community Center Sports Complex Improvements:
\$1.2 million

Renovate the exterior sports courts at the Mountain View Community Center, including existing basketball and tennis courts and construct 16 (or more) pickleball courts.
(1104 E. Grovers Road)

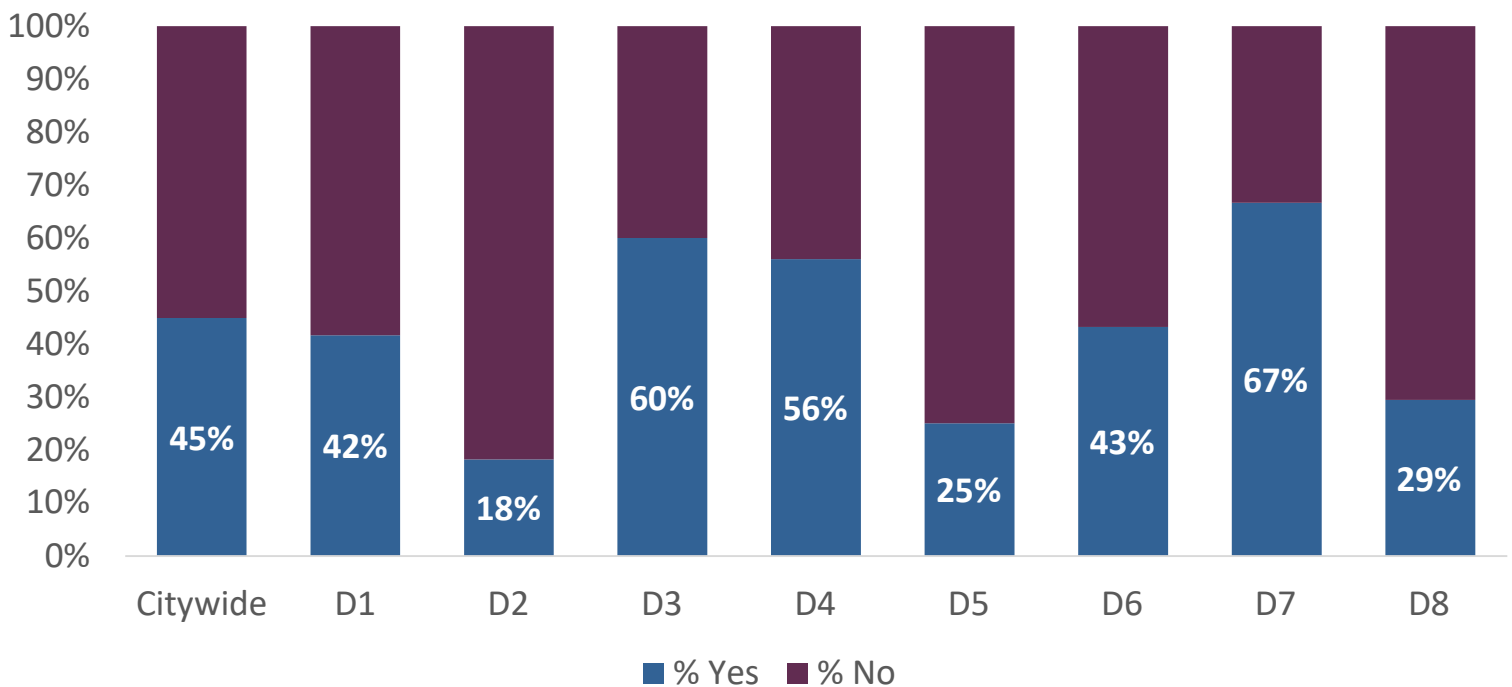


N = 177

Parks & Recreation

Pueblo Grande Museum and Archaeologic Park Improvements: \$6.8 million

Perform structural improvements to the Adobe Workshop. Update museum galleries to preserve thousands of prehistoric artifacts. Ensure exhibits convey the stories and perspectives of Tribal Nations. Improve access and visitor experience. Upgrade the collection facilities to increase storage capacity, efficiency, and staff safety. Design and construct access improvements to the Park of Four Waters.
(4619 E. Washington Street)

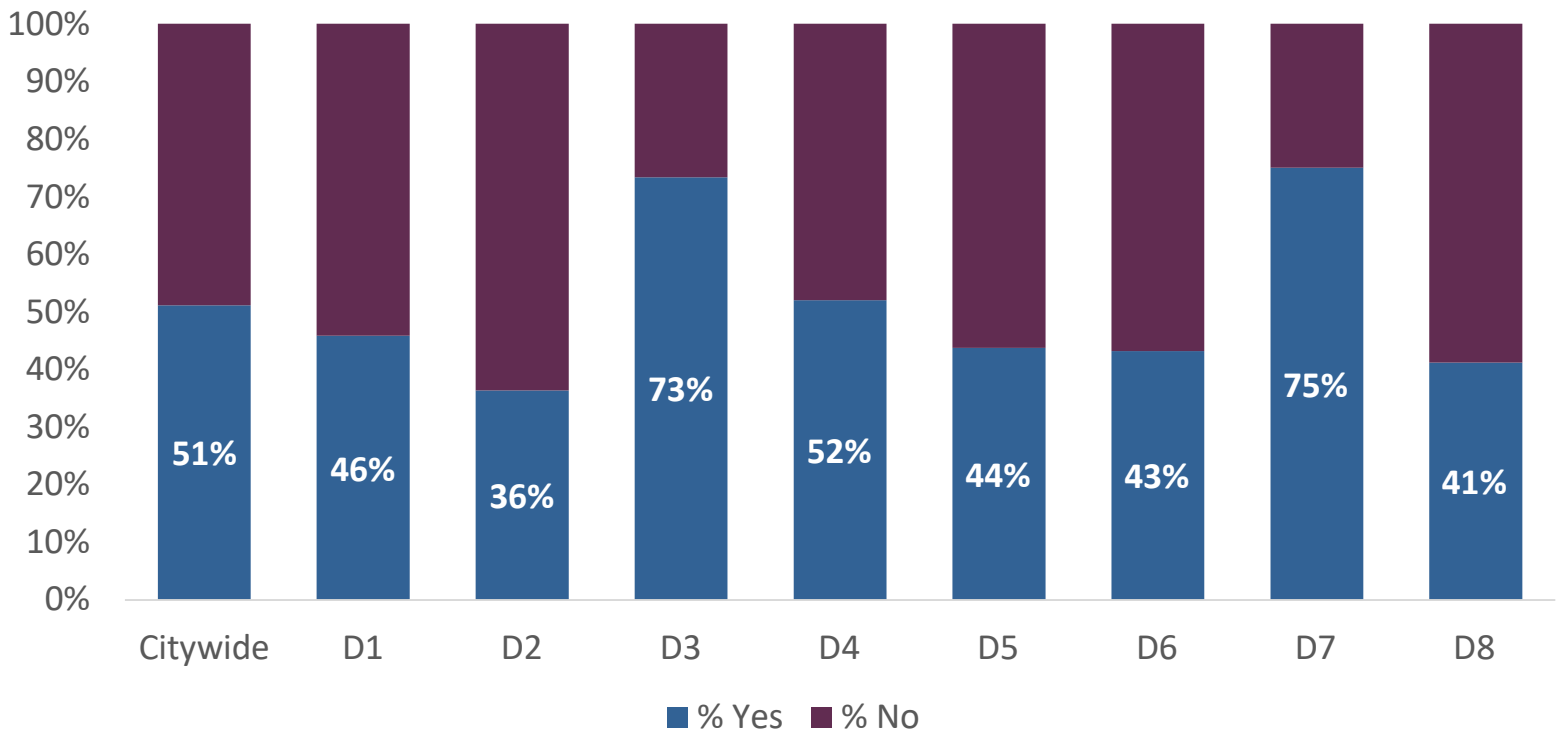


N = 177

Parks & Recreation

Rio Salado Embankment Erosion Control: \$4.6 million

Restore eroded embankments and reinforce 12 known compromised areas with compacted clean fill and large boulder size rip rap.
(2439 S Central Avenue)

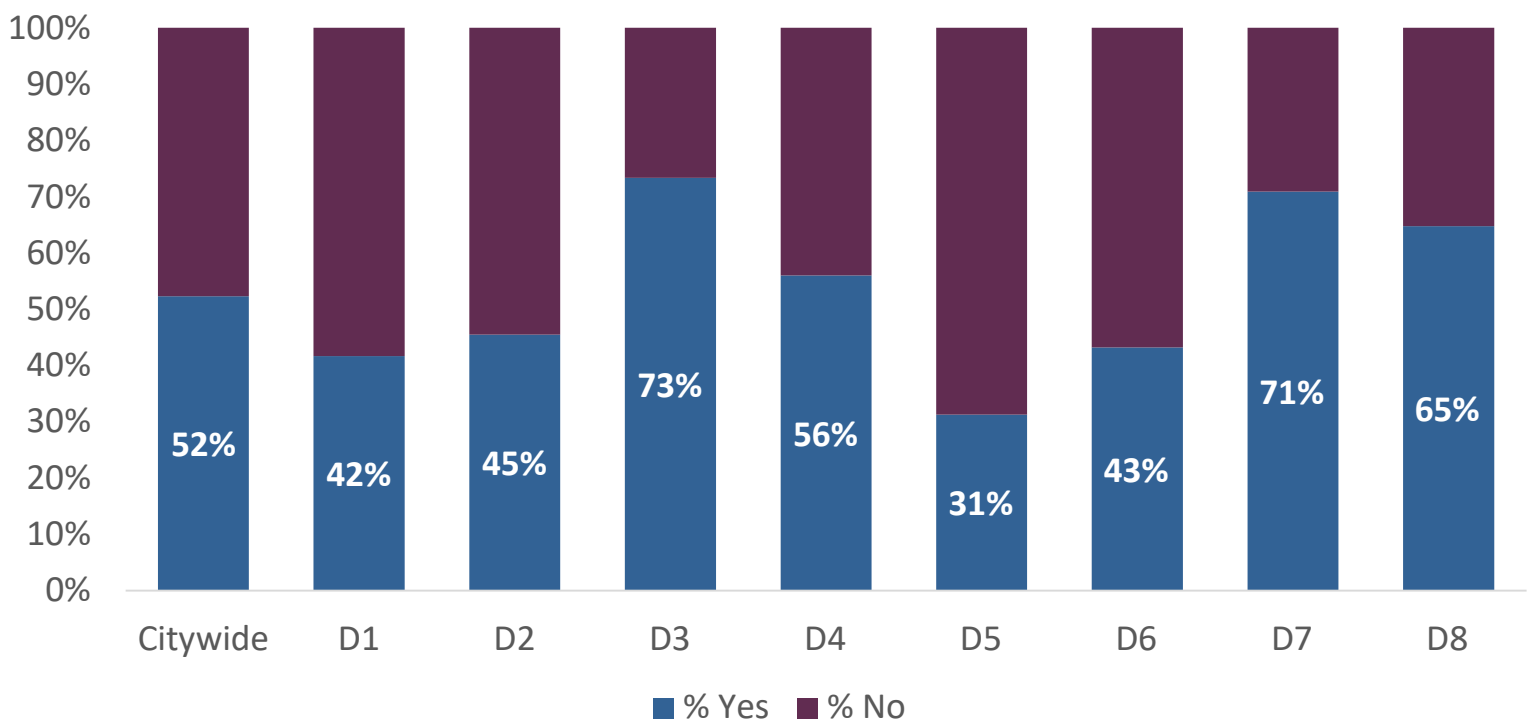


N = 177

Parks & Recreation

South Mountain Community Center Renovations: \$5.6 million

Renovate the South Mountain Community Center. Needs include new air conditioning units and air handlers, new flooring to address ADA issues, gymnasium perimeter replacement, restroom renovations, millwork (built-in counters, cabinets, etc.), lighting improvements, and dance room remodel.
(212 E. Alta Vista Road)



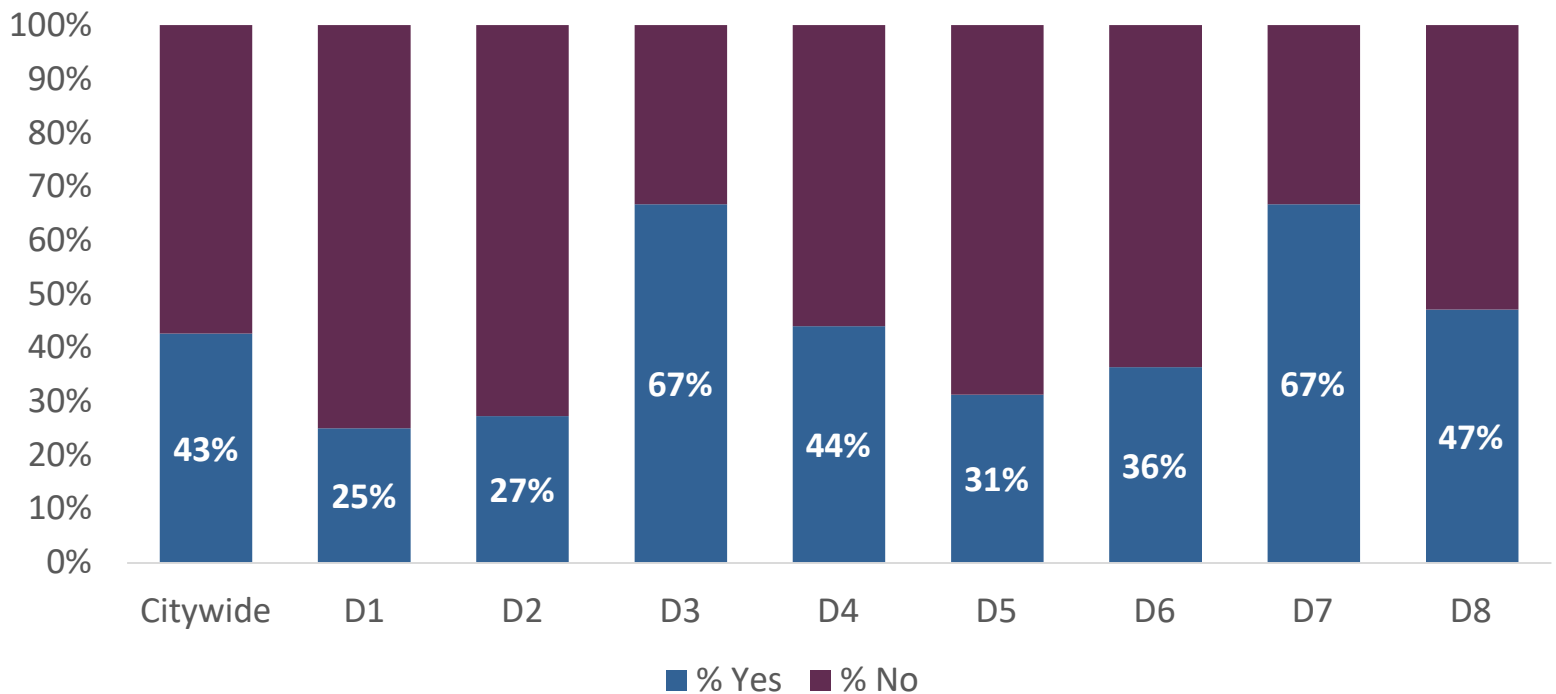
N = 177

Parks & Recreation

South Mountain Roadway Safety Enhancements: \$15.6 million

Design and construct safety improvements to the 15 miles of South Mountain Park roadways. Repave and structurally solidify the roadway where possible.

(10919 S. Central Avenue)



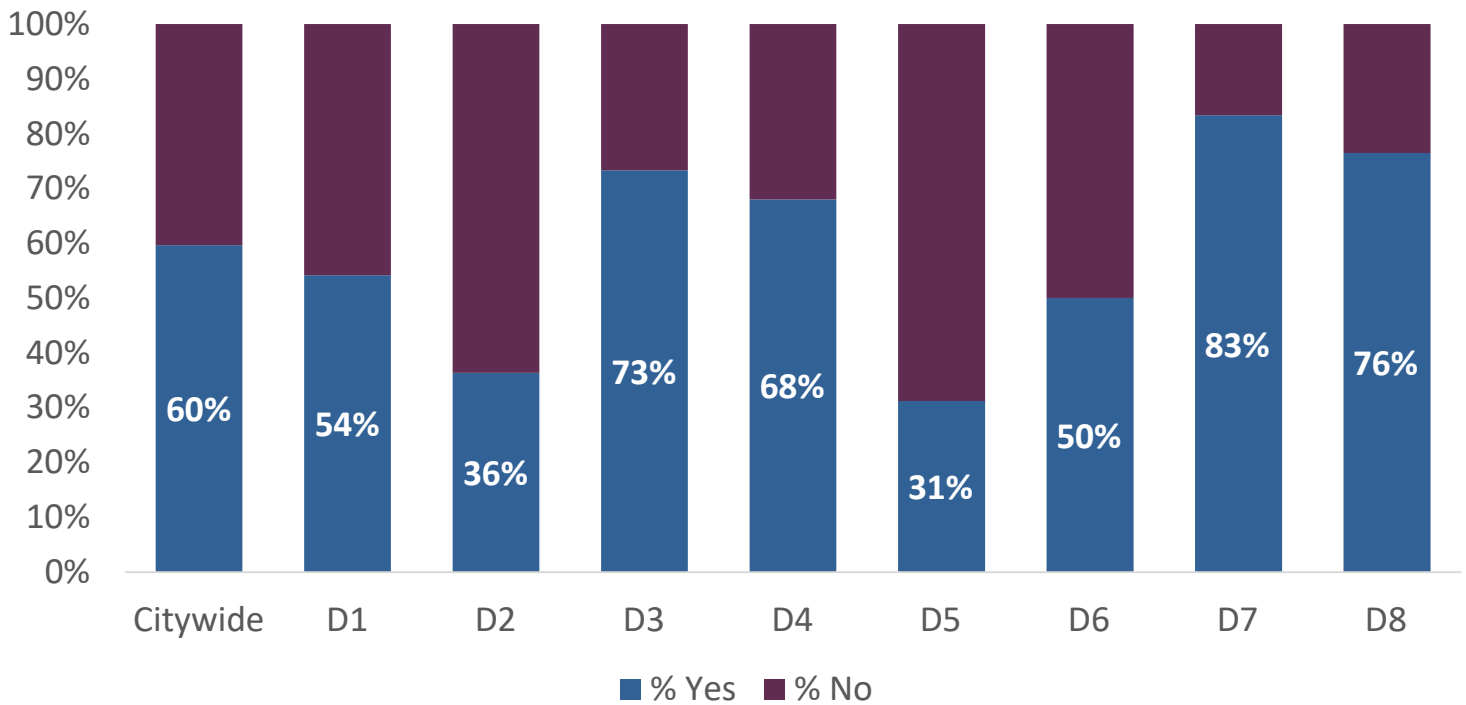
N = 177

Parks & Recreation

South Phoenix Youth Center Improvements: \$3.2 million

Renovate the South Phoenix Youth Center. Needs include repair roof, ADA improvements, flooring replacement to avoid trip hazards, restroom renovations, stage renovation (lighting, floor, curtains, audio), basketball and sand volleyball court repairs, ramada, natural shade installation, irrigation replacement, lighting, and parking lot repairs.

(5245 S. 7th Street)

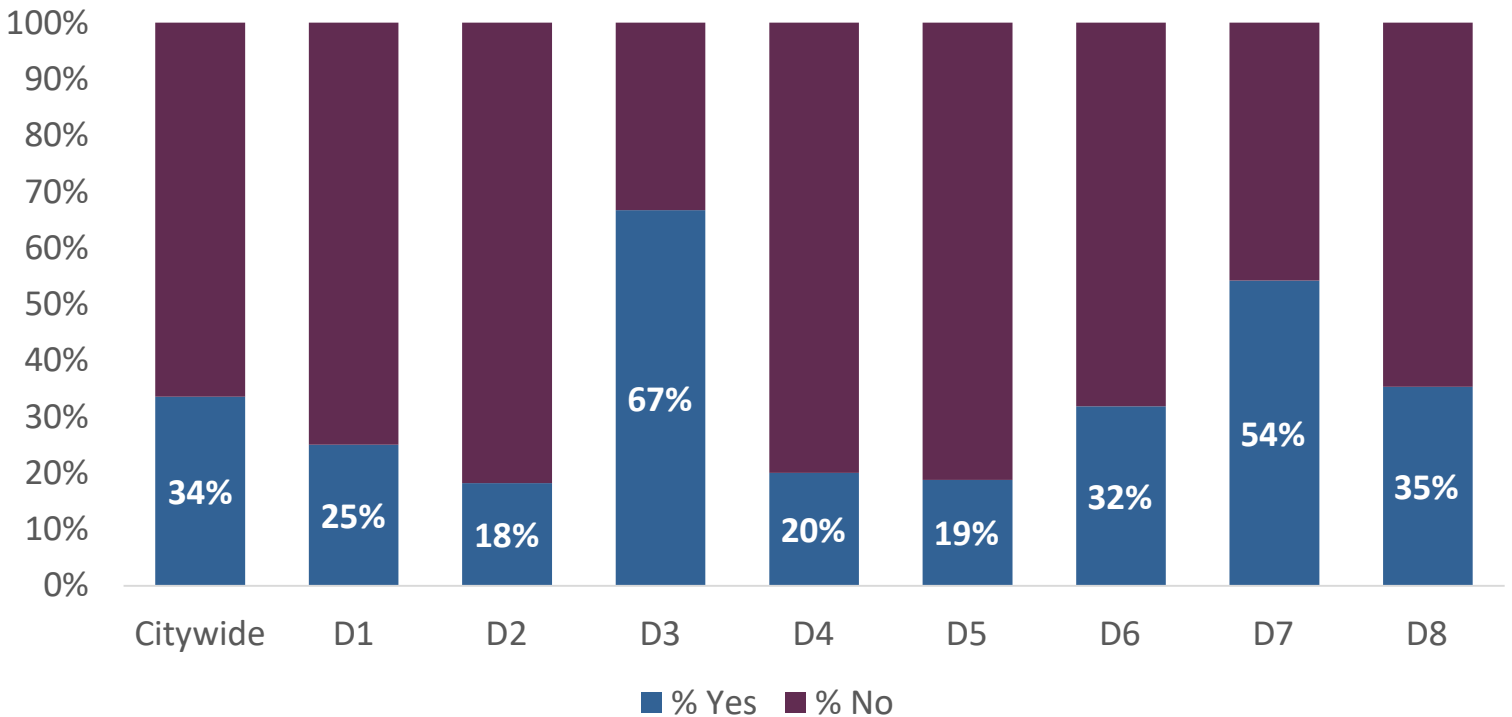


N = 177

Parks & Recreation

Telephone Pioneers of America Park Recreation Center Improvements: \$2.7 million

Renovate the recreation center at Telephone Pioneers of America Park. Reconfigure doors and entrances, improve flooring and update restroom facilities to comply with ADA standards, replace fire suppression and intrusion alarm systems, reconfigure landscaping to eliminate roof access, replace deteriorating cabinets and workstations, and upgrade interior and exterior lighting.
(1946 W. Morningside Drive)

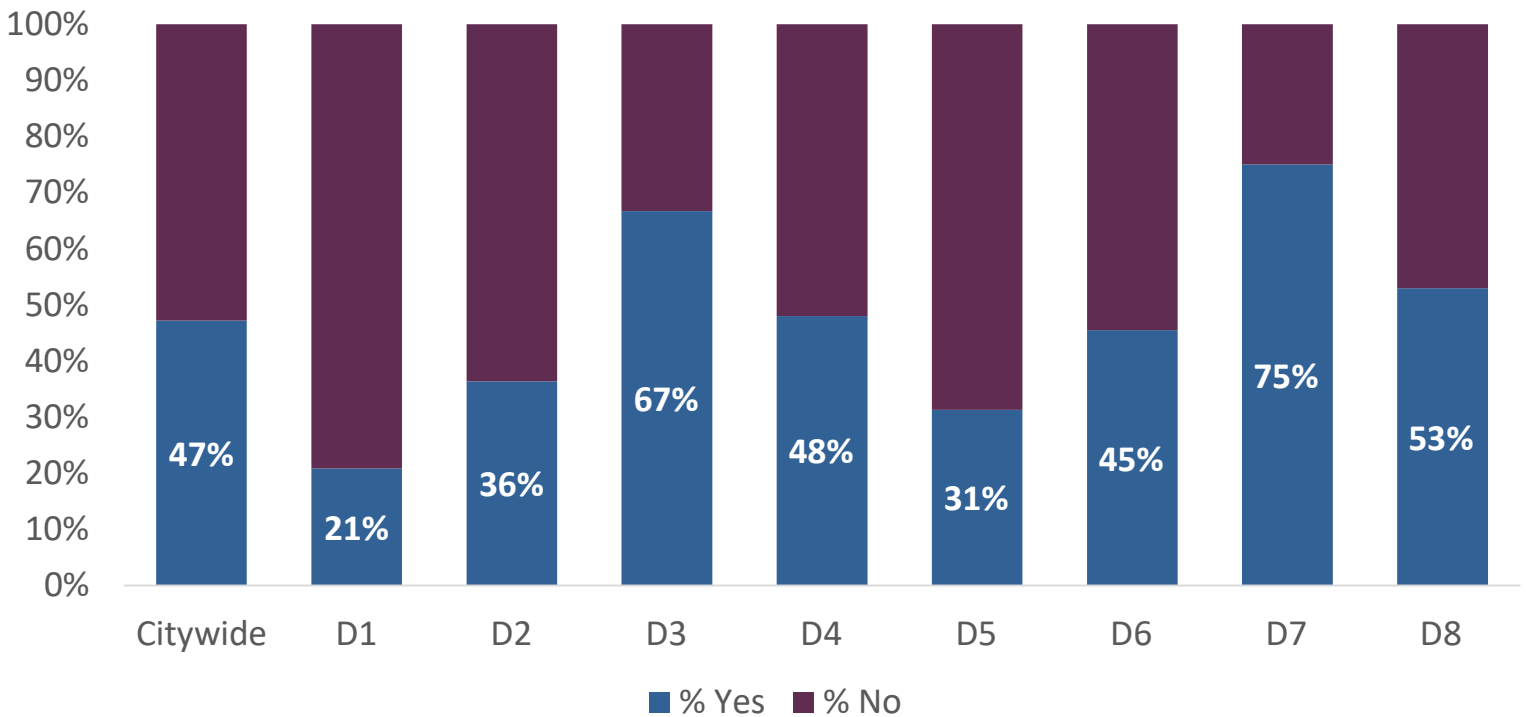


N = 177

Parks & Recreation

Washington Activity Center Renovations: \$3.6 million

Renovate the Washington Activity Center. Needs include replacing the aging intrusion alarm system, repairing damaged classroom ceilings, walls and built-in cabinets, restroom renovations, replacing aging exterior security doors throughout the center and auditorium building, and upgrading lighting.
(2240 W. Citrus Way)



N = 177



Parks & Recreation

Comments:

1. J. Coughlin (District 1) expressed support to fund the Harmon Park Regional Pool and stated the pools would be more important than the splash pads. Ms. Coughlin also supported funding for the Maryvale Park Regional Pool and Two Splash Pad Sites, proposing a reduction to the water playground and emphasizing the importance of swimming lessons and shade structure. (Aug. 12 Report)
2. Jennifer Dangremond (District 6) expressed support for funding Pueblo Grande Museum and Archaeologic Park Improvements but emphasized the importance of hearing from tribes and tribal members on returning artifacts and items remaining in storage at this location to tribes. (Aug. 30 Report)
3. Jonathan Franco (District 4) supported funding for South Mountain Roadway Safety Enhancements and requested the installation of bike lanes and sidewalks along the roadway, with a preference for parallel multi-use pathways. (Aug. 30 Report)
4. Liz C (District 7) supported funding for Estrella Civic Space - Phase 1 and requested pickleball courts be installed. (Sept. 9 Report)
5. Nicholas Salazar (District 7) opposed funding for the Harmon Park Regional Pool and Three Splash Pad Sites because it would be a waste of much needed water and money. Mr. Salazar proposed investments towards the City's Tree and Shade Master Plan throughout Phoenix and especially in low-income neighborhoods, instead of funding Margaret T Hance Park Improvements. He also opposed funding for repaving as part of the South Mountain Roadway Safety Enhancements and proposed instead constructing concrete roads for longer usage and savings. (Sept. 26 Report)



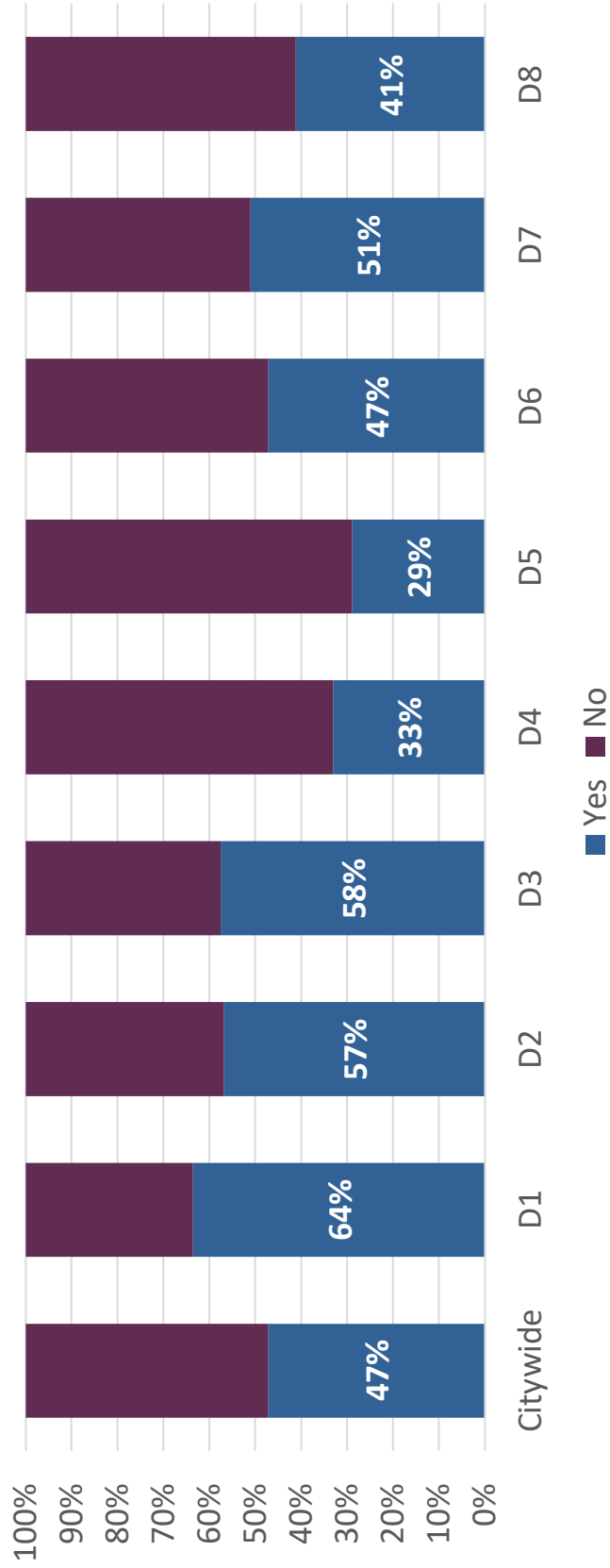
Parks & Recreation

Comments:

6. Michael Tarek (District 6) expressed support to fund Phase 1 of the Desert View and Estrella Civic Spaces, Harmon Park Regional Pool and Three Splash Pad Sites, Margaret T. Hance Park Improvements, and South Mountain Roadway Safety Enhancements, emphasizing the importance of tree shade for all walkways to help mitigate the heat island effect. He advocated for all paths to be 75% shaded and noted experience tree trimmers should be hired as well. (Oct. 7 Report)

Public Safety

The percent of residents indicating “yes” or “no” for the Public Safety category, by district

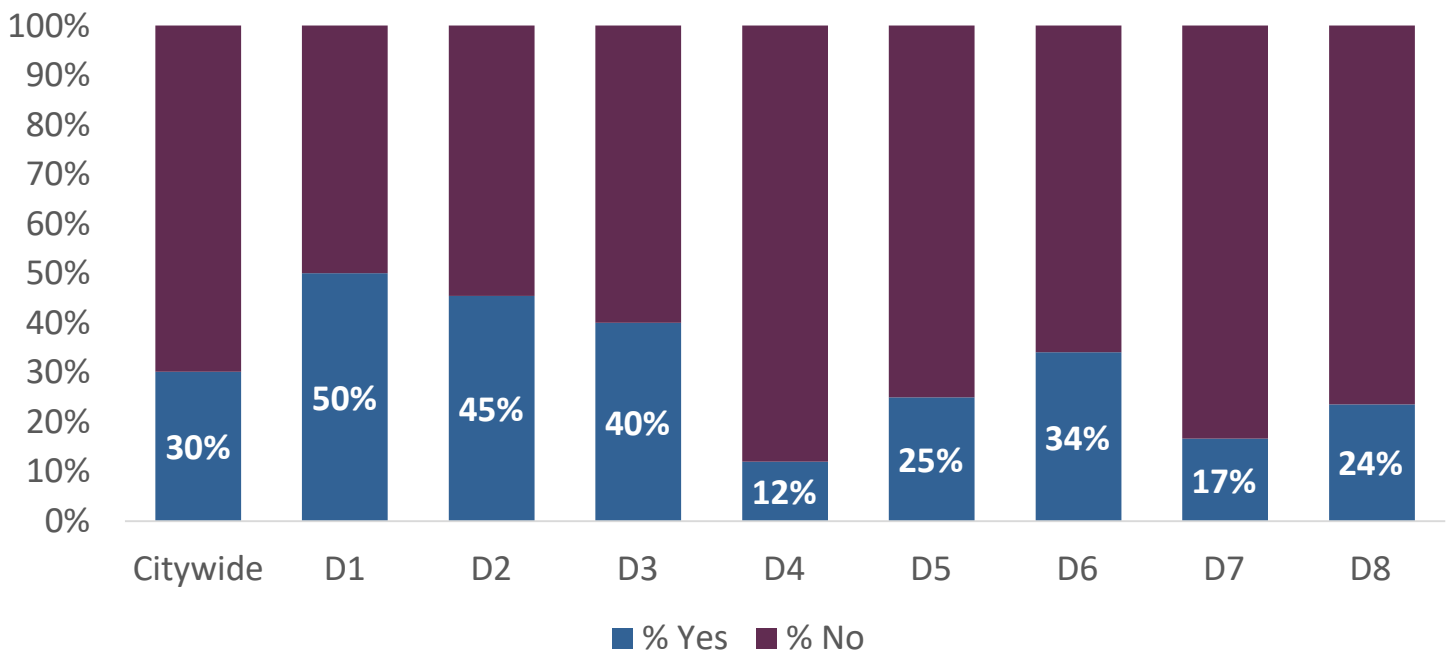


number of submissions (N) = 177

Public Safety

Cactus Park Precinct & Northern Command Center Relocation: \$49.5 million

Relocate the Cactus Park Police Precinct and Northern Command Center. Acquire 10 acres in a suitable location. Construct the following facilities: 13,225 square foot precinct with a community room, 12,136 square foot Traffic Bureau structure, motorcycle garage, and vehicle shop with an attached firearm training facility. Install solar covered parking. Demolish the existing precinct facility.

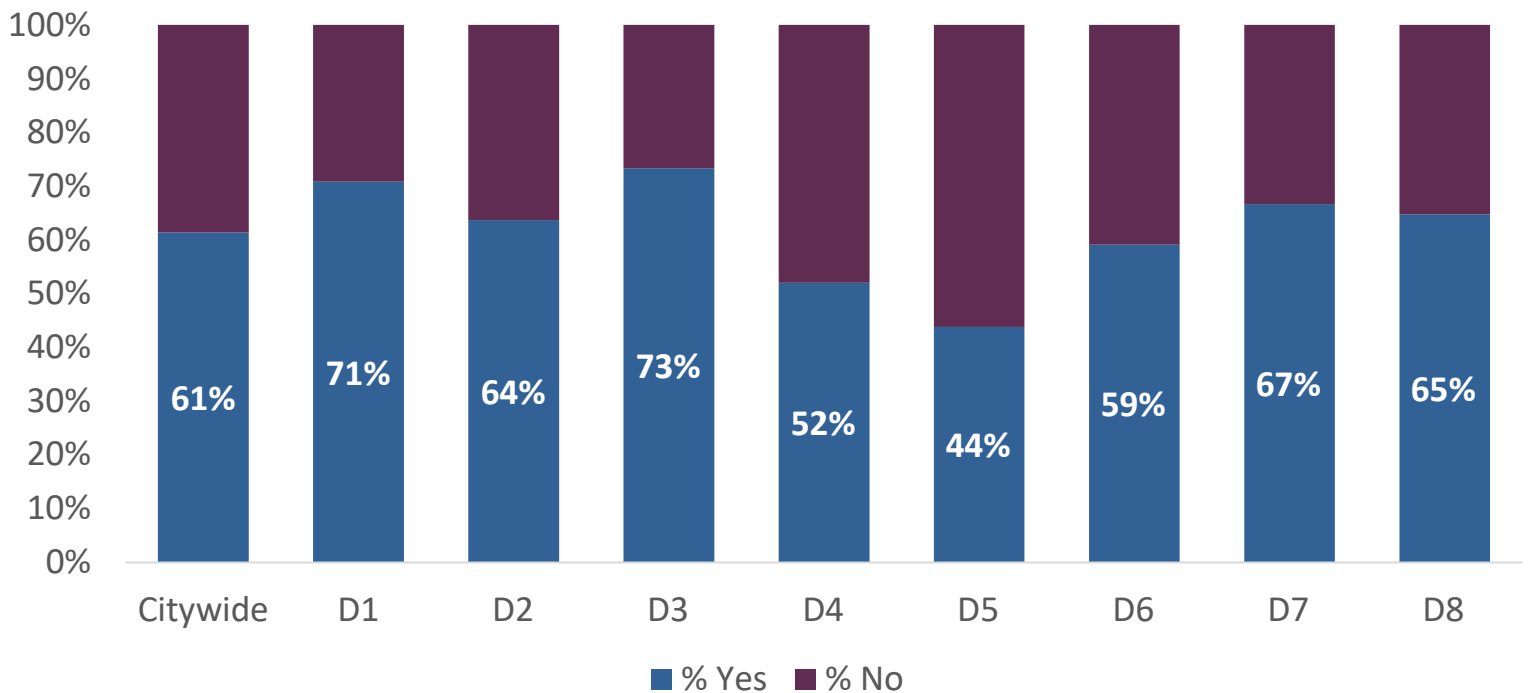


N = 177

Public Safety

Fire Station 13/Community Assistance Program: \$21.7 million

Replace and upgrade Fire Station #13. Acquire three acres of land in the vicinity of 44th Street and Thomas Road. Construct a new 18,000 square foot, 4-bay fire station to support additional emergency response personnel and equipment. Acquire 2 new apparatus (1 pumper and 1 rescue vehicle). The existing fire station building will be retained and utilized to support the Community Advocacy Program. (44th Street and Thomas)

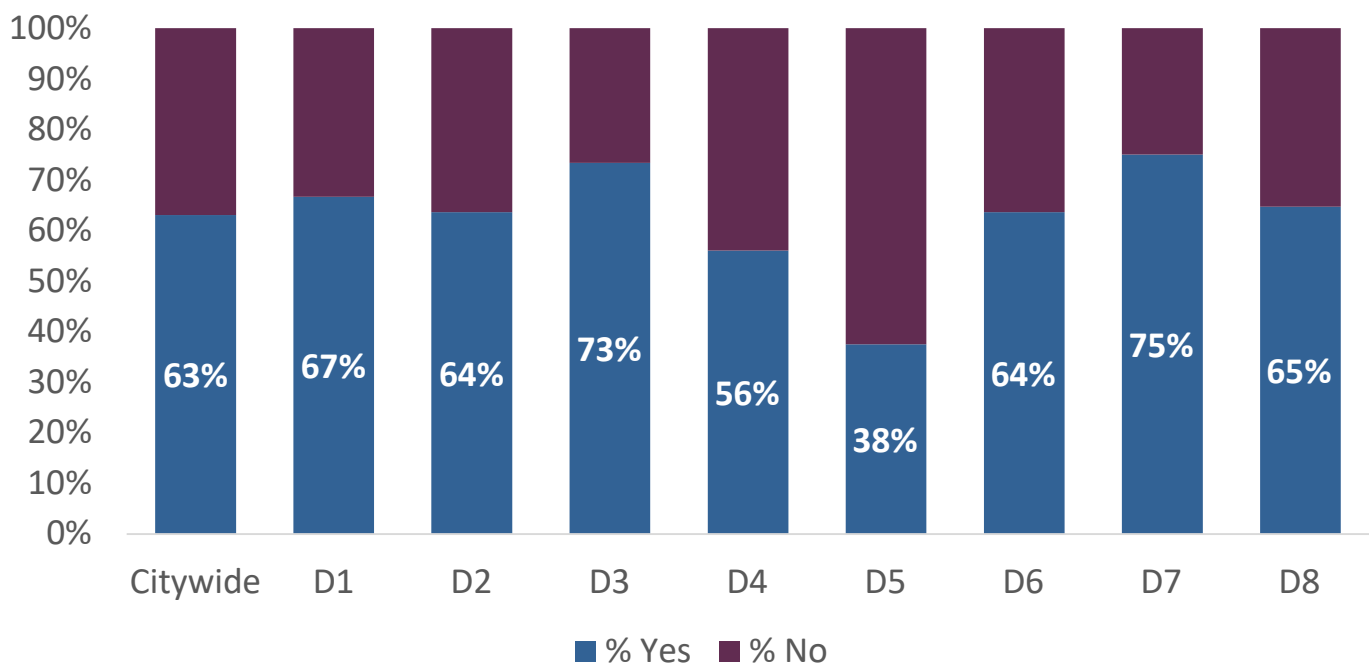


N = 177

Public Safety

Fire Station 15/Community Assistance Program: \$21.4 million

Replace and upgrade Fire Station #15. Acquire 3 acres of land in the vicinity of 45th Avenue and Camelback Road. Construct a new 18,000 square foot, 4-bay fire station to support additional emergency response personnel and equipment. Acquire 2 new apparatus (1 pumper and 1 rescue vehicle). The existing fire station building will be retained and utilized to support the Community Advocacy Program. (43rd Avenue and Camelback)

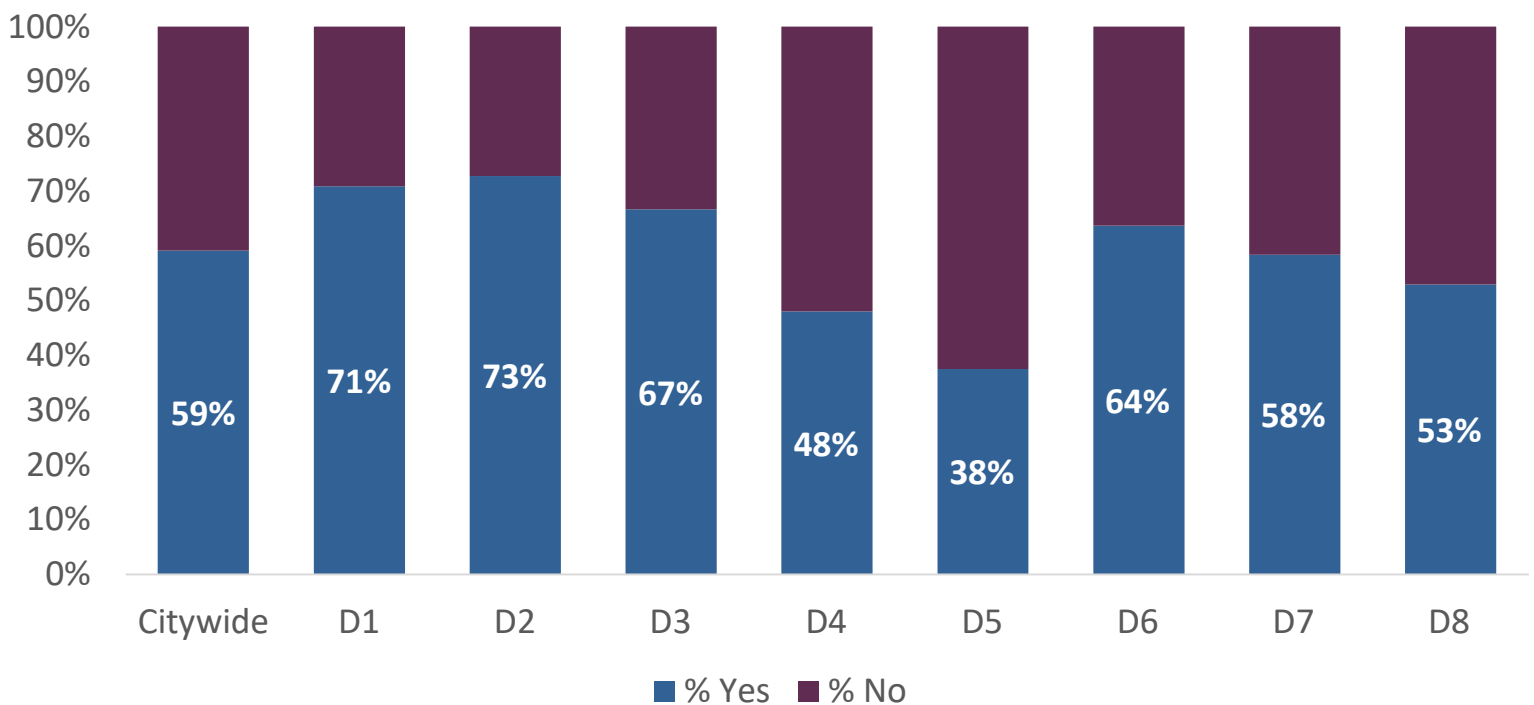


N = 177

Public Safety

Fire Station 51: \$18.5 million

Construct new Fire Station #51. Acquire three acres of land in the vicinity of 51st Avenue and SR303. Construct a new 20,000 square foot, five-bay fire station. Acquire five new fire apparatus (one ladder, one ladder tender, one pumper, one hazardous material support vehicle and one rescue vehicle), as well as one new battalion chief vehicle. (51st Avenue and SR-303)

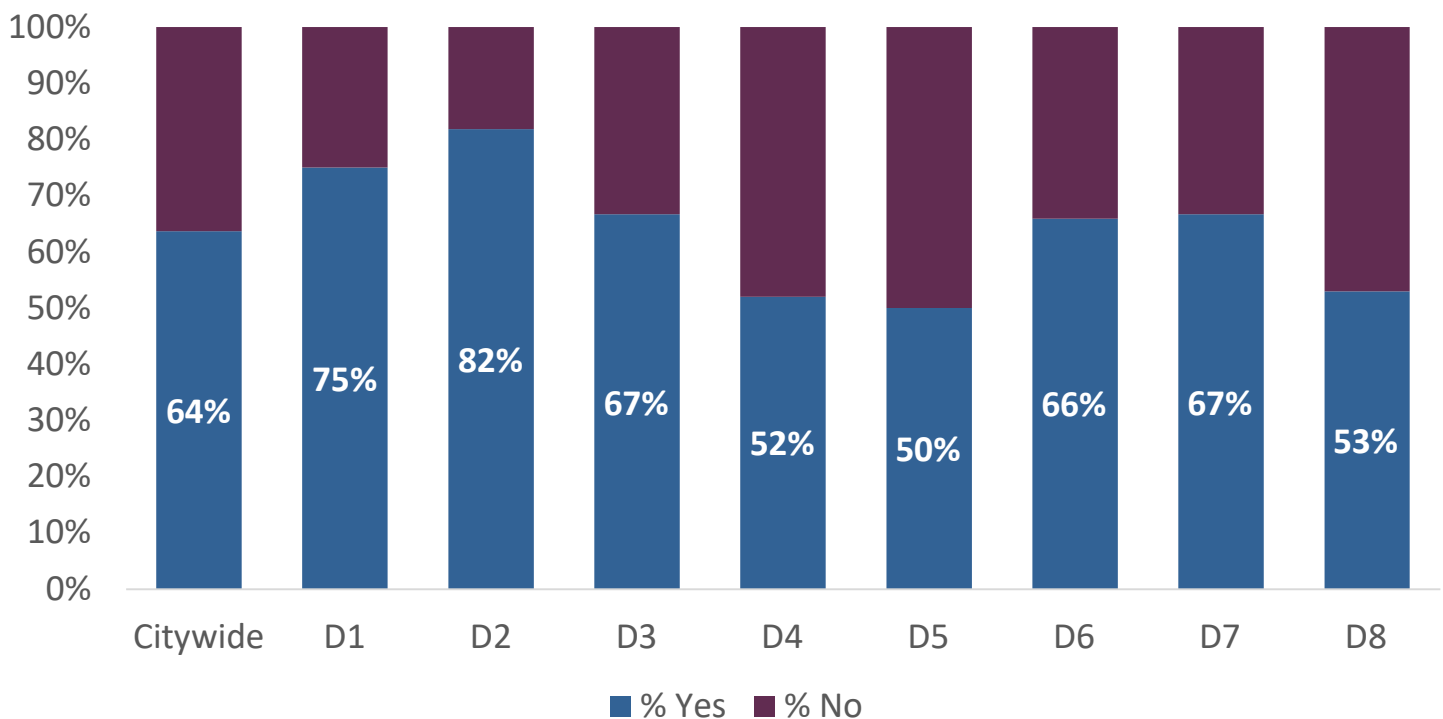


N = 177

Public Safety

Fire Station 7/Community Assistance Program: \$21.4 million

Replace and upgrade Fire Station #7. Acquire three acres of land in the vicinity of 4th Street and Hatcher Road. Construct a new 18,000 square foot, four-bay fire station to support additional emergency response personnel and equipment. Acquire two new apparatus (one pumper and one rescue vehicle). The existing fire station building will be retained and utilized to support the Community Advocacy Program.
(4th Street and Hatcher)

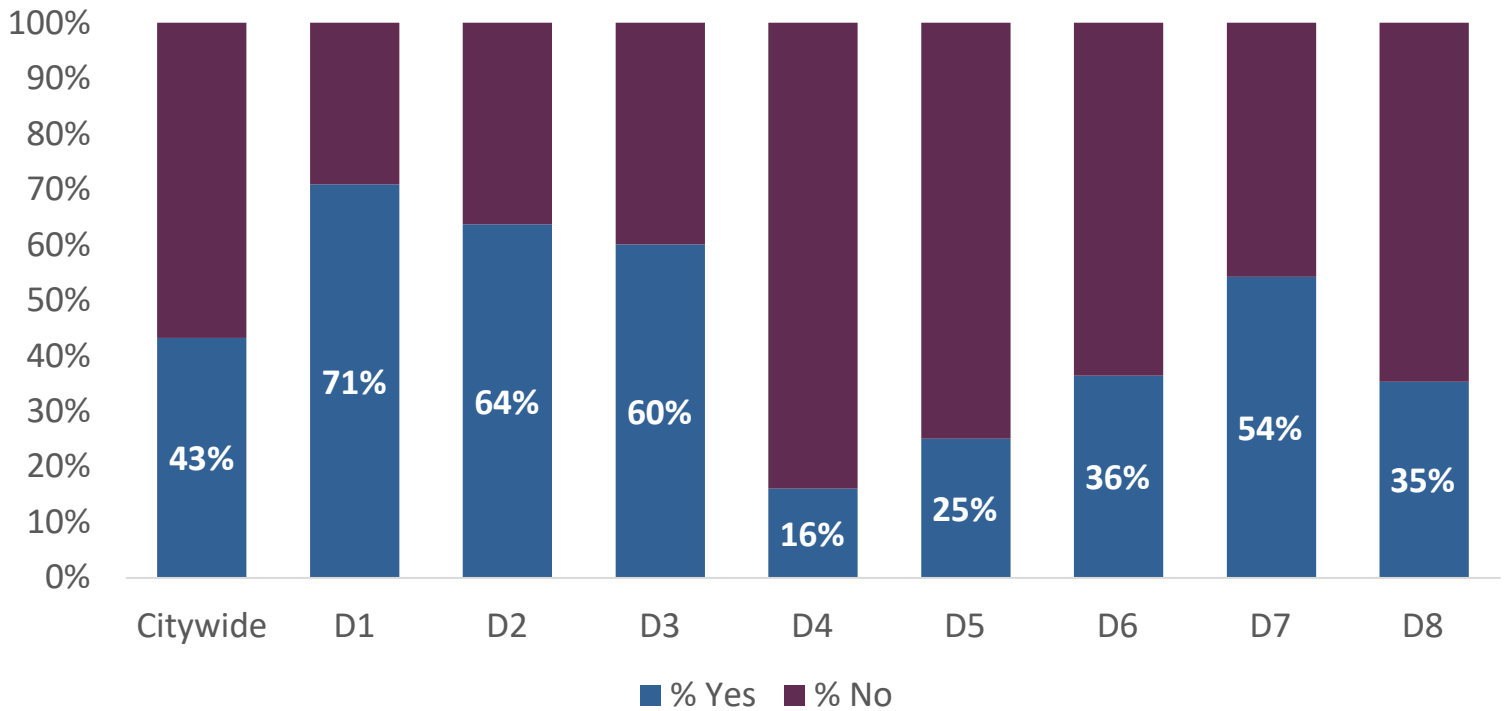


N = 177

Public Safety

Maryvale Police Precinct Renovations: \$3 million

Renovate and update the Maryvale Police Precinct.
(6180 W. Encanto Boulevard)

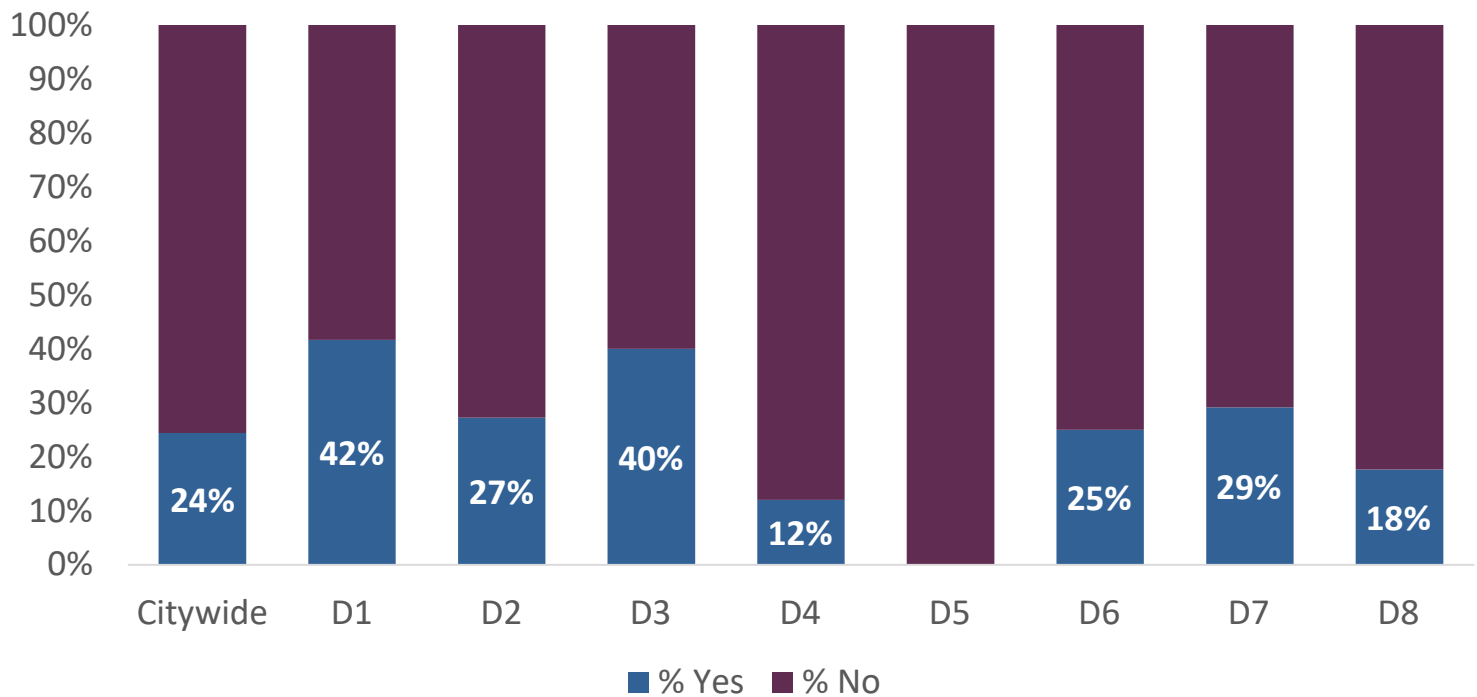


N = 177

Public Safety

Police Driver Training - Track Expansion and Repair - Phase 1: \$13.8 million

Construct an additional police driver training track, and repair the existing track to new condition.
(8645 W. Broadway Road)

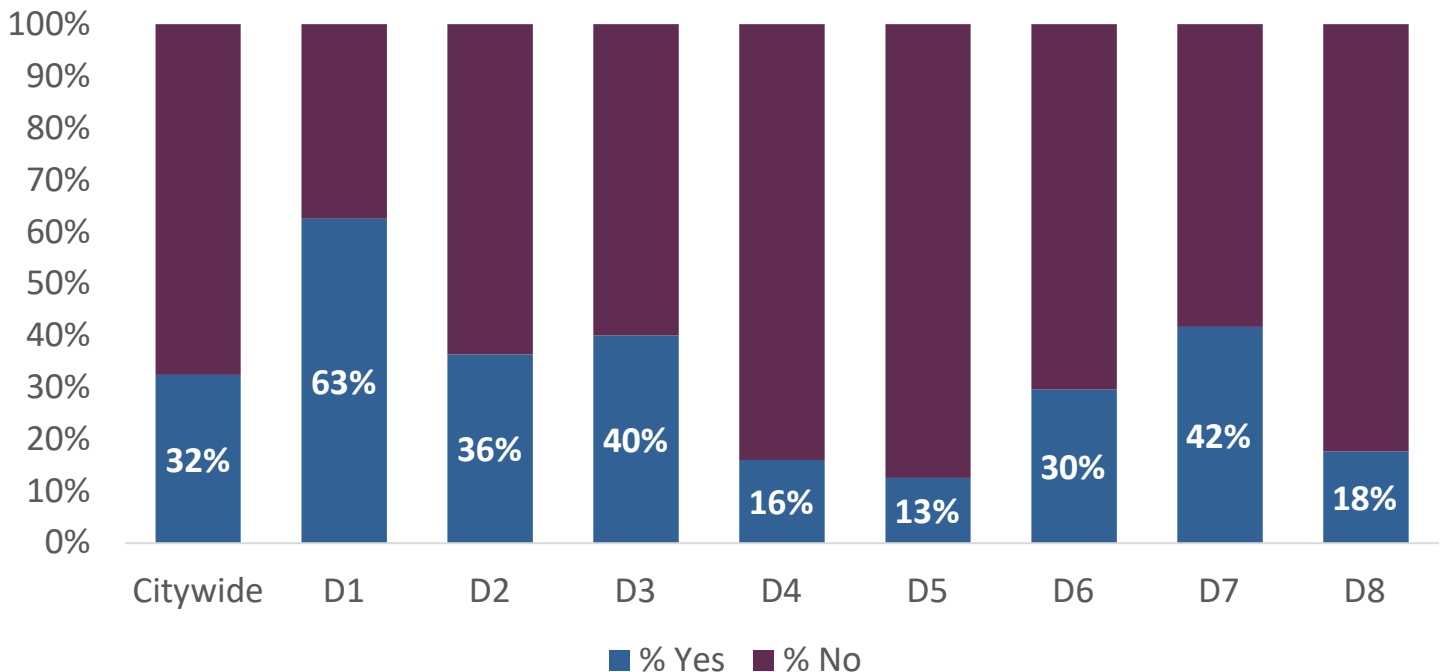


N = 177

Public Safety

Police Property Management Warehouse Renovation: \$9 million

Renovate the Police Property Management Warehouse and secure the property for vehicle evidence currently stored at a different location. Construct a 1,600 square foot administrative building for the vehicle lot. Update and improve aging evidence preservation and storage equipment and spaces to optimize space utilization and provide a visitor lobby.
(100 E. Elwood Street)



N = 177



Public Safety

Comments:

1. Bob Carr (District 7) opposed funding the expansion and repair of the Police Driver Training Track and proposed using readily available public spaces, such as the Phoenix International Raceway or South Mountain Park for training. (July 2022)
2. Dave Eichelman (District 3) opposed funding renovations of the Maryvale Police Precinct, explaining he would like to see concrete Police reforms before funding the department's projects. (July 2022)
3. Jennifer Purdon (District 5) stated she would support funding the Cactus Park Precinct & Northern Command Center Relocation at a lower cost. (July 2022)
4. Marshall Zeable (District 1) supported funding for Fire Station 7/Community Assistance Program and proposed utilizing city park property for new fire stations to address growth and improve fire station coverage. (Aug. 12 Report)
5. Paul Dean (District 6) stated the bond should include all eight original fire stations proposed by the department to address a serious infrastructure shortage that is putting residents at risk with extended response times. (Aug. 30 Report)
6. Irwin Sheinbein (District 6) stated he was in favor of allocating as much money as possible for Public Safety, especially the Fire and Police Departments. (Sept. 9 Report)
7. Nicholas Salazar (District 7) opposed funding for Maryvale Police Precinct Renovations in favor of funding projects to address homelessness, the drug epidemic, and climate change. (Sept. 26 Report)



Public Safety

Comments:

8. Dana Spora (District 1) stated the Cactus Park Precinct had not been an adequate facilitate for Police work for a long time and it should be the highest priority to have a new building as soon as possible. He recommended the Metrocenter area for potential relocation. (Oct. 7 Report)
9. Caiti C (District 1) opposed funding for the Cactus Park Precinct & Northern Command Center Relocation, Maryvale Police Precinct Renovations, Phase 1 of the Police Driver Training Academy Track - Expansion and Repair, and Police Property Management Warehouse Renovation. She stated these projects would not address the true needs in the city, including police violence against citizens, the housing crisis, and the climate crisis. (Oct. 7 Report)
10. Patrick Seifter (District 4) stated there should be no new facilities or funding for the deadliest police force in the country, specifically noting his opposition to funding for the Cactus Park Precinct & Northern Command Center Relocation, Maryvale Police Precinct Renovations, Phase 1 of the Police Driver Training Track - Expansion and Repair, and the Police Property Management Warehouse Renovation. (Oct. 7 Report)
11. Katarina Lujic (District 7) opposed Phase 1 of the Police Driver Training Track - Expansion and Repair, stating it would be inappropriate and does not address the Police Department's notoriety for being needlessly violent and ineffective. (Oct. 7 Report)
12. Kissa Powell (District 8) opposed Phase 1 of the Police Driver Training Track - Expansion and Repair, stating the funds would be better allocated to providing increased facilities to address and serve the unhoused population. (Oct. 7 Report)



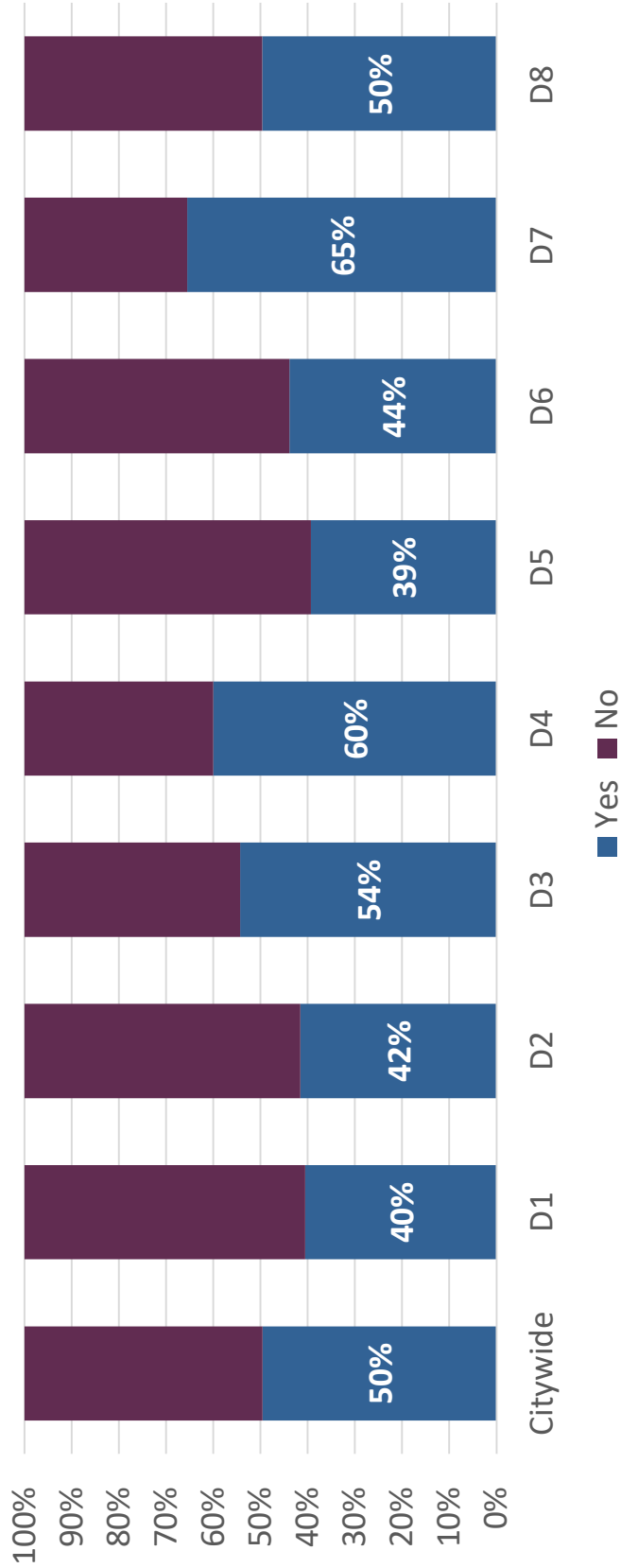
Public Safety

Comments:

13. Andrea Golfen (District 4) opposed funding for Police projects and advocated the funds be spent on community services and affordable housing. (Oct. 7 Report)
14. Kiana Cole (District 6) stated no more money needed to go to Police and opposed funding for Police Driver Training Track Expansion and Repair, Maryvale Police Precinct Renovations, Cactus Park Precinct & Northern Command Center Relocation, and Police Property Management Warehouse Renovation.

Streets & Storm Drainage

The percent of residents indicating “yes” or “no” for the Streets & Storm Drainage category, by district

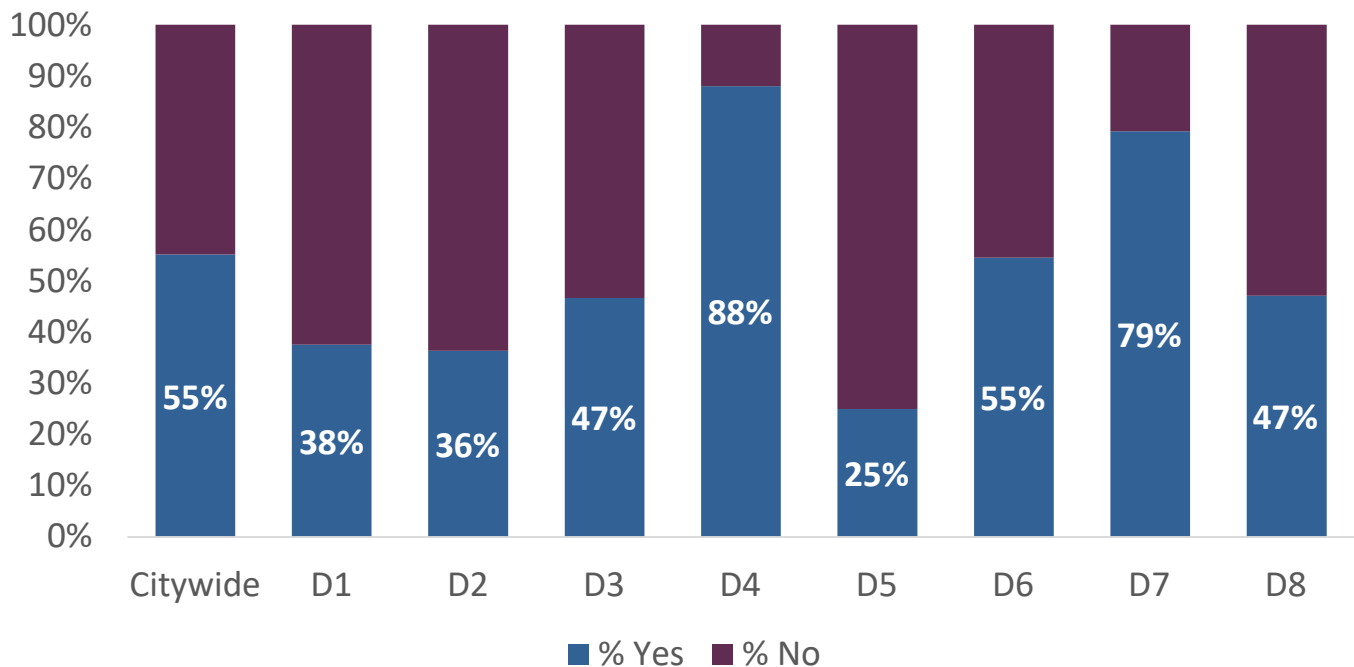


number of submissions (N) = 177

Streets & Storm Drainage

Equity Based Transportation Mobility - T2050 Mobility
Implementation: \$20.2 million

Design and construct recommended mobility improvements including curb, gutter, sidewalk, ADA ramps, streetlights, traffic calming, safe HAWK crossings, traffic signals, and tree/shade landscaping. Low Impact Development and Green Infrastructure may be considered in the design of these projects.

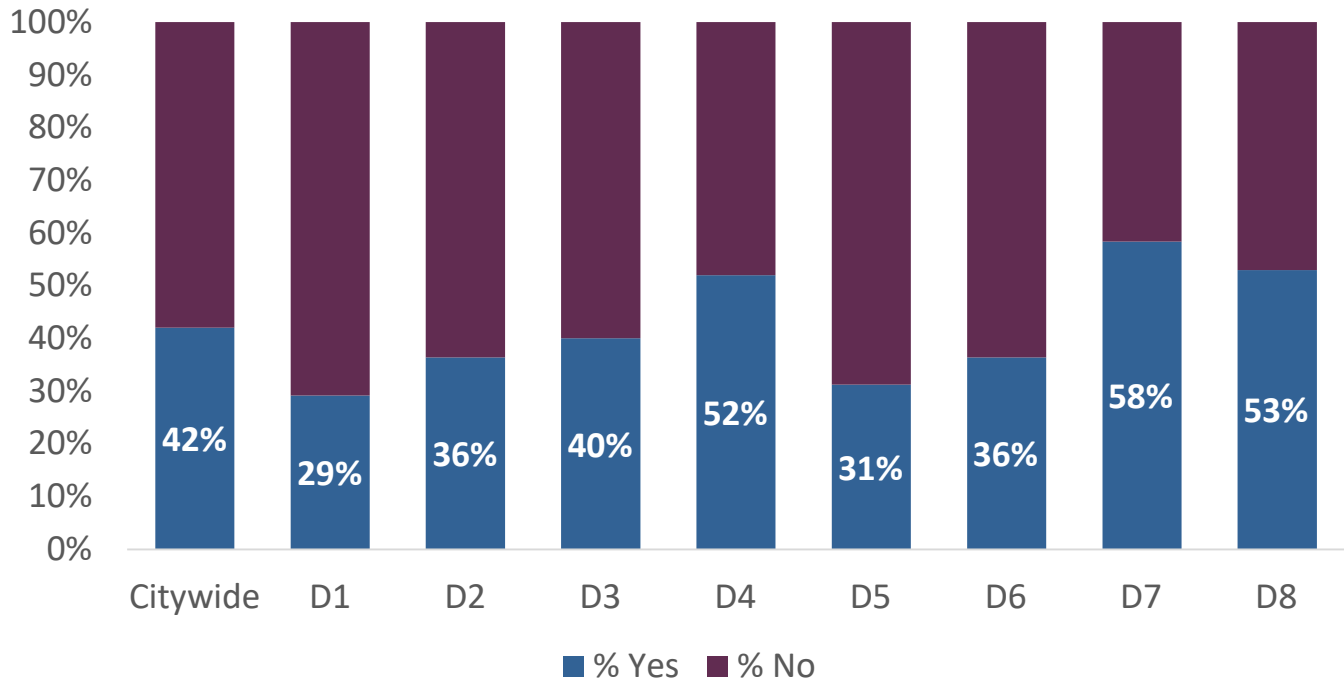


N = 177

Streets & Storm Drainage

Hohokam Drainage Program: \$27.7 million

Implement the Hohokam Area Drainage Master Plan that was prepared in collaboration with the Flood Control District of Maricopa County. Design and construct a series of storm sewer drainage basins and pipes that extends the storm drainage system in the area south of Baseline Road to Dobbins Road, and 14th Street to 21st Street.
(Baseline Road to Dobbins Road & 14th street to 21st Street)

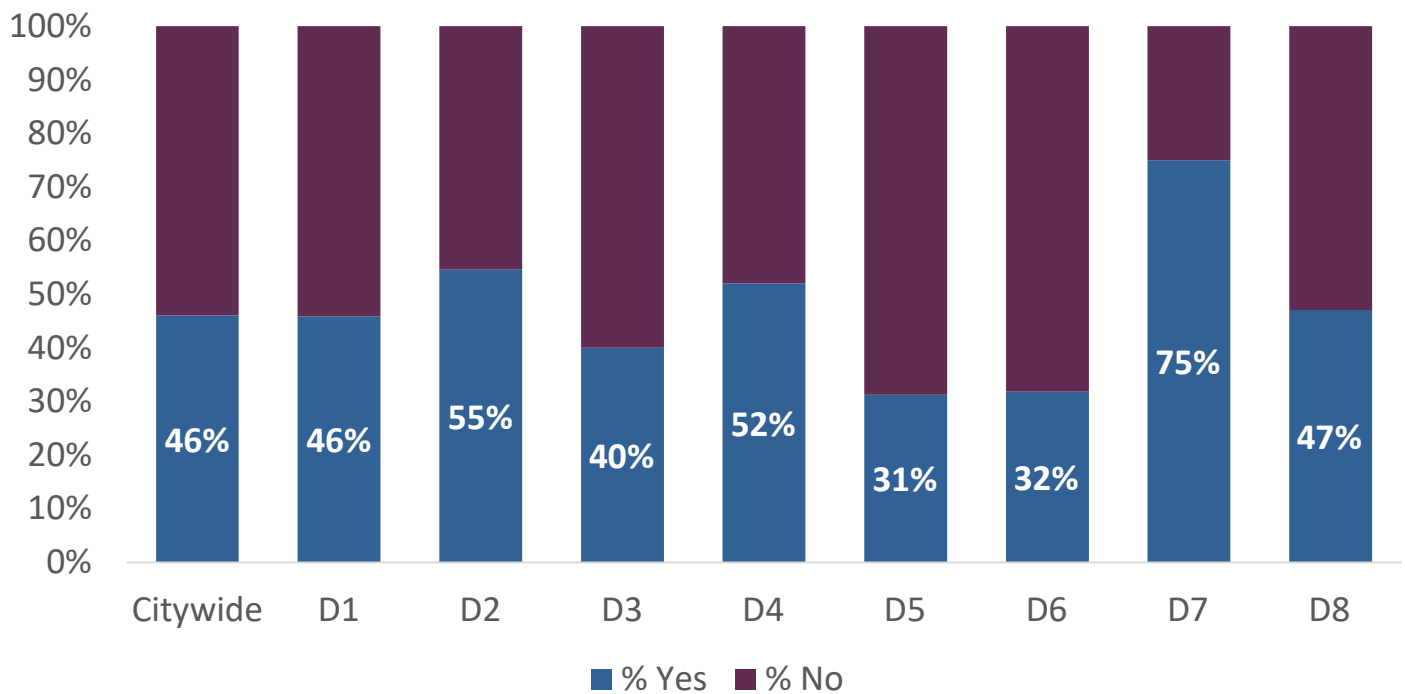


N = 177

Streets & Storm Drainage

Laveen Flood Mitigation Projects: \$11.9 million

Implement drainage mitigation options to reduce flood impacts in four areas of Laveen. These projects were recommended in the 2022 Laveen Area Drainage Feasibility Study.
(Various)

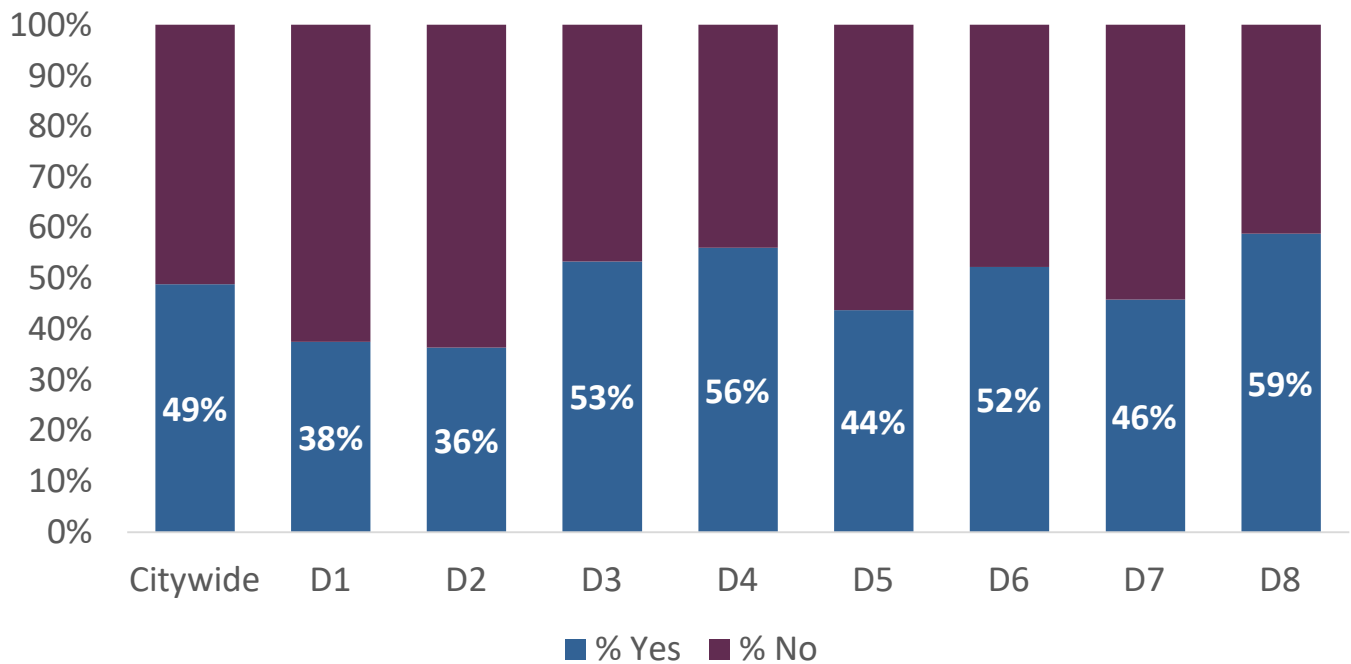


N = 177

Streets & Storm Drainage

Neighborhood Traffic Mitigation: \$12 million

Implement a resident-driven process to install traffic calming devices on residential streets including speed humps, speed cushions, traffic circles, diverters and other hardscape elements.
(Citywide)

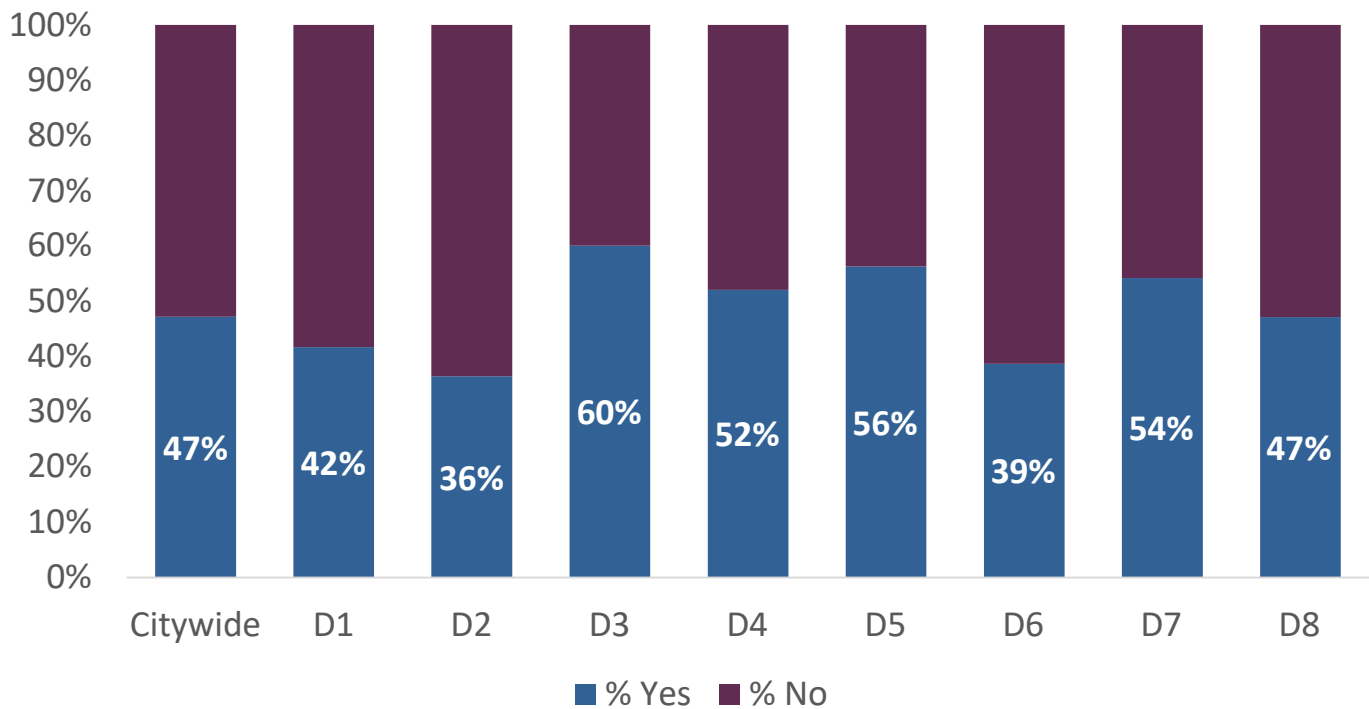


N = 177

Streets & Storm Drainage

Pavement Maintenance Supplement: \$35.4 million

Supplement the Accelerated Pavement Maintenance Program by extending the neighborhood street mill and overlay program for an additional five years at an estimated \$1 million per residential quarter section.
(Citywide)



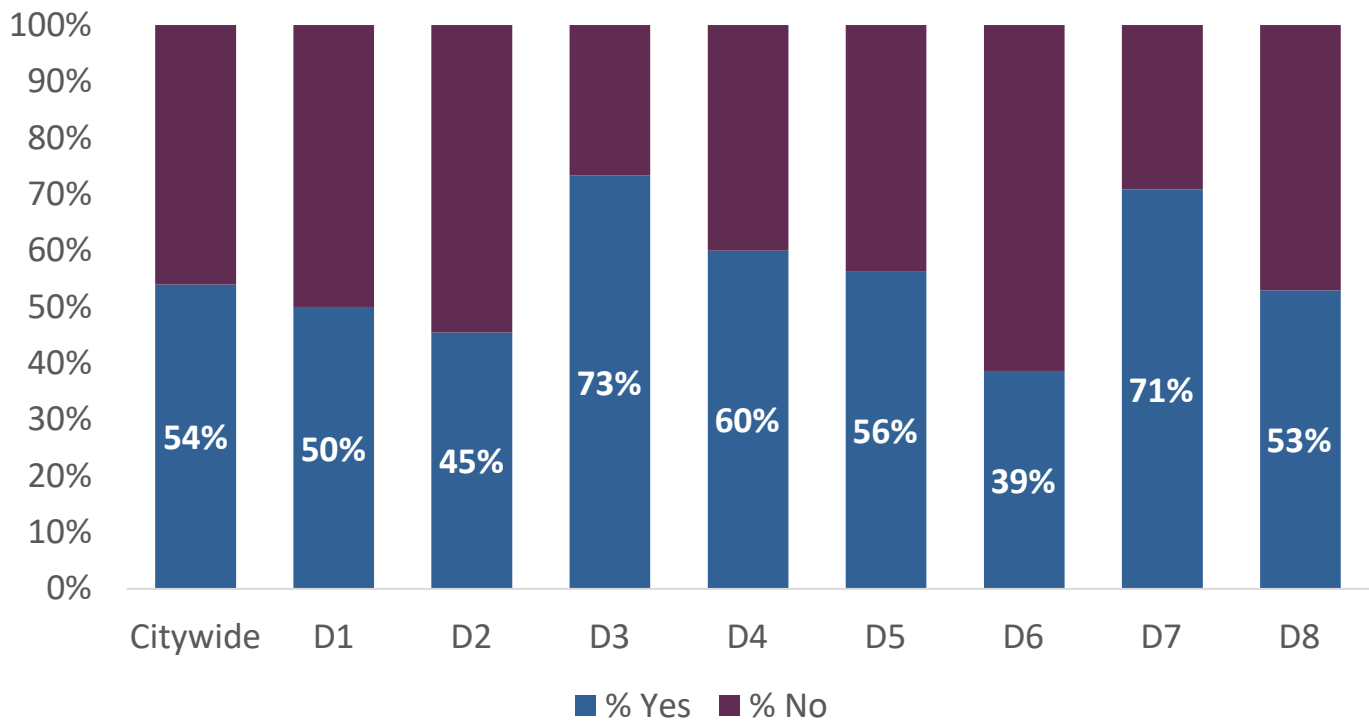
N = 177

Streets & Storm Drainage

Storm Drain Replacement Program: \$28.3 million

Replace deteriorating metal storm drain pipe with new reinforced concrete pipe. Approximately one to two miles of pipe would be replaced each year.

(Various)

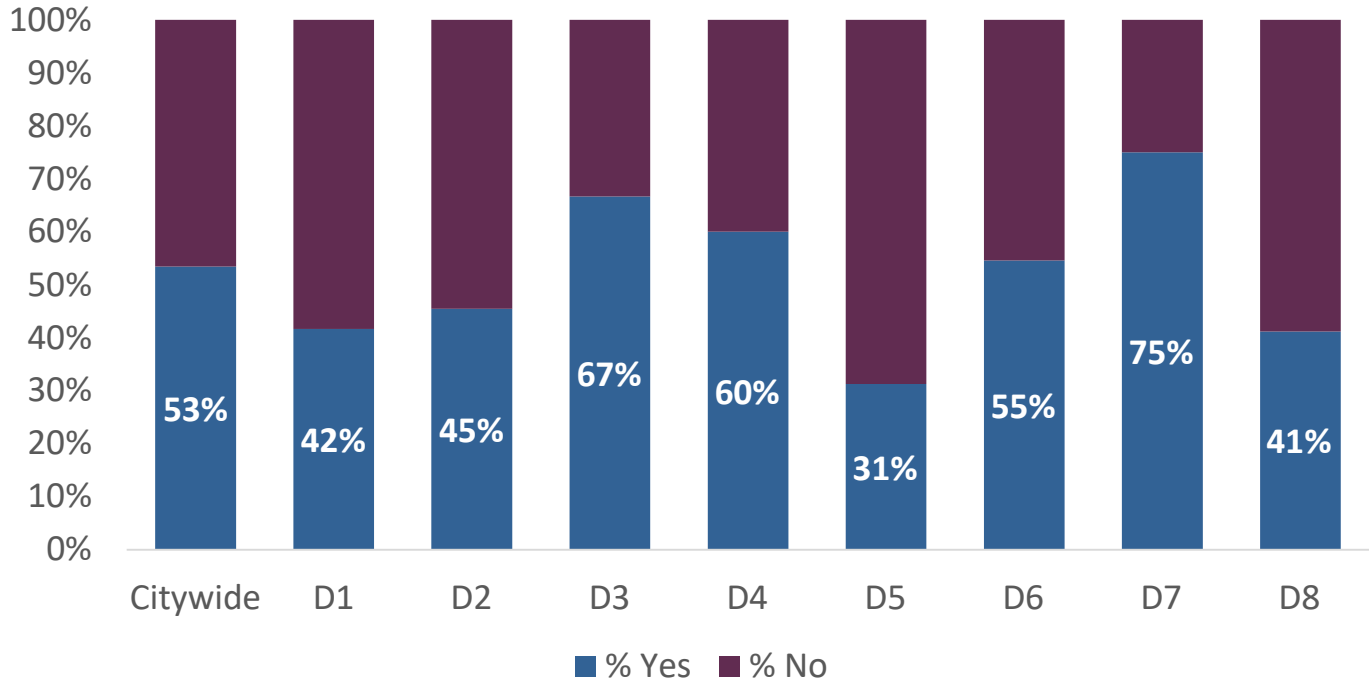


N = 177

Streets & Storm Drainage

Vision Zero Implementation: \$25.2 million

Supplement the Council-approved Road Safety Action Plan and leverage various Federal funding opportunities toward becoming a Vision Zero city. Identify, design, and implement roadway safety countermeasures that address locations and behaviors related to fatal and serious injury accidents.
(Citywide)



N = 177

Streets & Storm Drainage

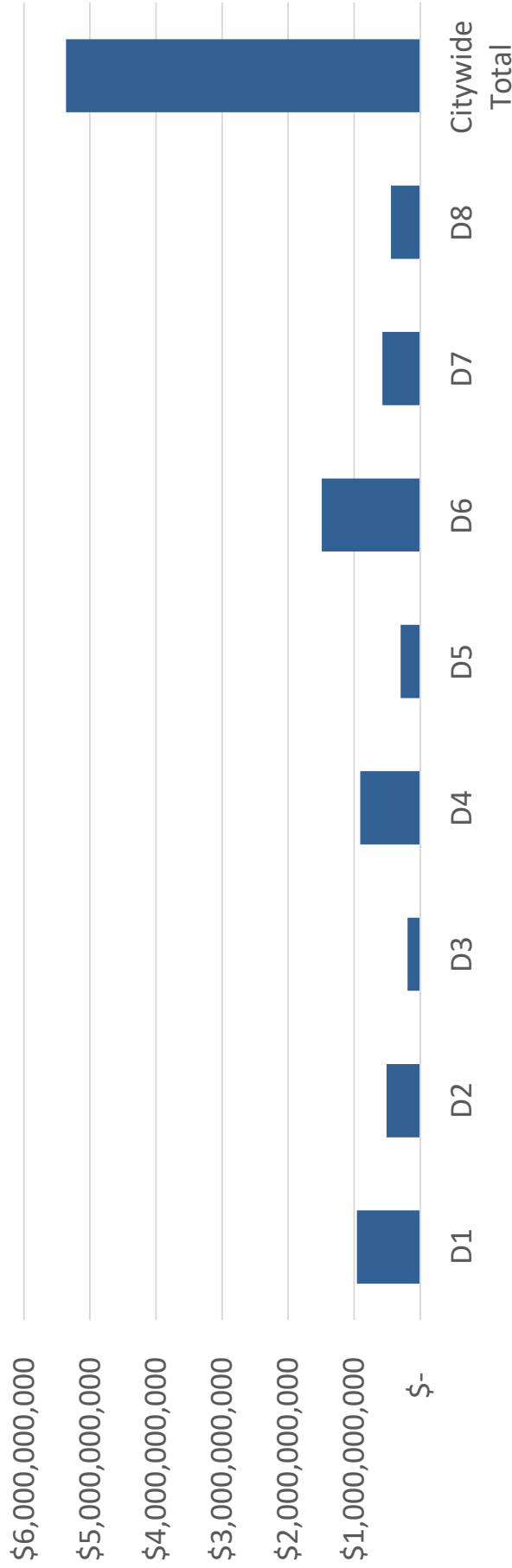
Comments:

1. Dave Eichelman (District 3) supported funding for implementation of Equity Based Transportation Mobility and proposed pedestrian bridges or underpasses be built instead of High-Intensity Activated Crosswalk (HAWK) signals. Mr. Eichelman opposed Neighborhood Traffic Mitigation funding. As alternatives to speed bumps and traffic circles, he recommended implementing narrower roads with protected bike lanes, street parking with landscaping, and changes to traffic light timing to reduce driver speed. (July 2022)
2. Karen Gresham (District 6) supported funding for the Pavement Maintenance Supplement and Vision Zero Implementation, requesting expansion of cool pavement for heat mitigation and protected bike lanes. (July 2022)
3. Nicholas Salazar (District 7) opposed funding for the current Pavement Maintenance Supplement plan and advocated for concrete that will last and realize cost savings. He also advocated for making Phoenix people-centered, not car-centered, and increasing funding towards public transportation, to address road safety problems. (Sept. 26 Report)
4. Dana Spora (District 1) supported road safety improvements throughout the city and noted safety could not be improved without adequate Police patrol staffing. (Oct. 7 Report)
5. Michael Tarek (District 6) supported funding for Equity Based Transportation Mobility - T2050 Mobility Implementation, Neighborhood Traffic Mitigation, and Vision Zero Implementation, emphasizing the need for speed radar enforcement on major and collector streets to decrease the number of pedestrian and auto-related deaths and injuries. (Oct. 7 Report)



Share Your GO Bond Ideas

The amount reallocated to build-your-own GO Bond ideas by district



	D1	D2	D3	D4	D5	D6	D7	D8	Citywide Total
Amount of Submissions	\$955,000,000	\$510,000,000	\$192,000,000	\$905,000,000	\$295,000,000	\$1,488,000,000	\$573,000,000	\$442,000,000	\$5,360,000,000
Number of Submissions	19	11	6	23	8	29	29	12	137
Number of Submitters	8	7	4	10	4	20	14	7	74



Share Your GO Bond Ideas

Comments:

1. Margaret Garcia (District 8) proposed funding for multifamily affordable housing with a neighborhood pool and produce market in the Garfield neighborhood (\$10M). Ms. Garcia also requested funding for a community solar fund to install solar panels in non-profit and low-income residential spaces (\$20M), as well as funding for social workers to respond to mental health calls (\$21M). (July 2022)
(Housing, Human Services & Homelessness - \$31M; Environment & Sustainability - \$20M)
2. Bob Carr (District 7) requested funding to improve public transit in West Phoenix, such as further expanding light rail or bus rapid transit, to connect neighborhoods to the airport and Downtown Phoenix (\$2M). (July 2022)
(Neighborhoods & City Services/Streets & Storm Drainage - \$2M)
3. Michelle Moses (District 2) requested more usable parks for children within city limits and expanding parks such as Los Olivos with larger play structures and more shade (\$28M). (July 2022)
(Parks & Recreation/Environment & Sustainability - \$28M)
4. Aaron Kane (District 4) requested additional funding for unspecified GO Bond priorities (\$90M). (July 2022)
5. Karen Gresham (District 6) proposed funding for affordable housing and to address homelessness (\$150M). Ms. Gresham also requested funding to address climate change and for heat mitigation measures such as shade trees, more green space, electric vehicle charging stations, lighter colored asphalt, and bike-friendly initiatives (\$150M). (July 2022)
(Housing, Human Services & Homelessness - \$150M; Environment & Sustainability - \$150M)



Share Your GO Bond Ideas

Comments, continued:

6. Stacie Beute (District 2) requested funding for affordable housing (\$344M). (July 2022)
(Housing, Human Services & Homelessness - \$344M)
7. Nick Tripoli (District 8) proposed investments in sheltering people experiencing homelessness and to address housing affordability in Phoenix (\$38M). (July 2022)
(Housing, Human Services & Homelessness - \$38M)
8. Mel Cameron (District 6) stated it would not make economic sense to replace capital projects that are still functional, and that more thought should go into upgrades for ADA compliance. Ms. Cameron opposed building new pools due to staffing shortages for existing pools. (July 2022)
(Neighborhoods & City Services; Parks & Recreation)
9. Jennifer Purdon (District 5) requested funding for Trap, Neuter, Return services for stray or feral cats in communities and improvements to facilities and staffing at Maricopa County Animal Care and Control (\$10M). Ms. Purdon also requested funding to improve educational services in Phoenix middle and high schools, including expansion of after school educational opportunities, home school assistance, and teacher recruitment (\$10M). (July 2022)
(Neighborhoods & City Services - \$10M; Housing, Human Services & Homelessness - \$10M)
10. Elizabeth Neilon (District 5) requested funding to create tree canopies along Phoenix streets and in neighborhoods, and to encourage businesses to use solar and reusable energy (\$10M) Ms. Neilon also proposed funding for indoor play spaces for children (\$10M). (Aug. 12 Report)
(Environment & Sustainability - \$10M; Parks & Recreation - \$10M)



Share Your GO Bond Ideas

Comments, continued:

11. Jackson Modrak (District 4) requested funding to conserve and enhance historic neighborhoods, upgrade sidewalks on Roosevelt Row, and install and maintain trees and shade (\$10M). (Aug. 12 Report)
(Neighborhoods & City Services; Streets & Storm Drainage; Environment & Sustainability - \$10M)
12. Kristie Carson (District 4) proposed a Light Rail Beautification Maintenance Fund for trees, benches, and desert adapted landscape, as well as funding for Willo and historic district residents to convert all-grass front yards to turf and other water conserving landscapes (\$2M). (Aug. 12 Report)
(Neighborhoods & City Services; Environment & Sustainability - \$2M)
13. Dulce Arambula proposed the City partner with Source Co and procure a design team to provide water stations at bus stops throughout the city for all residents, including those who are unsheltered. Ms. Arambula also requested funding to fund two new housing facilities for those who are unsheltered, like those built in Los Angeles, as well as more Light Rail lines (\$20M). (Aug. 12 Report)
(Neighborhoods & City Services; Housing, Human Services, and Homelessness - \$20M)
14. Joshua Klemm (District 6) proposed funding for more fire stations. (Aug. 12 Report) (Public Safety)
15. David Leibowitz requested funding for new fire engines (\$20M) and additional ambulances (\$20M) to improve response times. (Aug. 12 Report)
(Public Safety - \$40M)



Share Your GO Bond Ideas

Comments, continued:

16. Sandra Bassett (District 7) requested funding to renovate and rehabilitate the Phoenix Center for the Arts, including a new roof, repairing structural cracks, HVAC, plumbing, water stains, faded paint, replacing aged and broken theatrical lighting and sound equipment, installing security infrastructure, installing a shade canopy, displaying new art installations, and replacing deteriorated flooring. (Aug. 12 Report)
(Parks & Recreation)
17. Dan Penton requested funding for a new Aquatic Park and Swim Center at Cesar Chavez Park (\$14M), new trailheads, ramadas, and facilities at South Mountain Park locations in Laveen (\$21M); and a new fire station and Community Assistance Program at 35th Avenue and Baseline Road. (Aug. 12 Report)
(Parks & Recreation - \$35M; Public Safety)
18. Brandon Sunder (District 1) requested additional funding for unspecified GO Bond priorities (\$150M). (Aug. 12 Report)
19. Laura Bowling (District 3) requested funding to pave the wash located north of John Jacobs Elementary School (14421 N. 23rd Avenue) due to erosion and gopher tunnels (\$1M). (Aug. 12 Report)
(Streets & Storm Drainage - \$1M)
20. Terry Klemm (District 6) requested funding for maintenance of fire stations, specifically Stations 20, 70, and 77 (\$18M). (Aug. 12 Report)
(Public Safety - \$18M)
21. Emily M (District 2) proposed funding for more fire stations (\$20M). (Aug. 12 Report)
(Public Safety - \$20M)

Share Your GO Bond Ideas

Comments, continued:

22. Braden Kay (District 4) proposed funding for a Resilient Energy Hub pilot project, modeled after Envision Tempe, to retrofit cooling centers with solar and battery storage to ensure heat vulnerable neighborhoods could access a cooling center during a power outage. Mr. Kay also requested funding for a residential green stormwater infrastructure fund, through which neighborhoods could apply for funding to add curb cuts, bioswales, and other green stormwater elements to neighborhood streets and parks, prioritizing neighborhoods with high heat vulnerability. Mr. Kay also proposed funding community electric vehicle (EV) charging stations, using GO Bond funds to match federal funding to ensure Phoenix can equitably deploy EV chargers in areas where the market is less likely to build them. (Aug. 30 Report) (Environment & Sustainability; Streets & Storm Drainage)
23. Jeff Spellman (District 5) proposed funding bikeway renovations throughout the City in areas of greatest need, including safety enhancements, lighting, planting trees, and leveraging GO Bond funds with federal grants like the Land and Water Conservation Fund or the Safe, Accountable, Flexible, Efficient Transportation Equity Act: A Legacy for Users (SAFETEA-LU)(\$20M). (Aug. 30 Report) (Streets & Storm Drainage - \$20M)
24. Jennifer Dangremond (District 6) proposed the creation of a fund to support property repairs and Americans with Disabilities Act (ADA) upgrades for multifamily units owned by in-state property owners who accept Section 8, VASH, or Foster Youth vouchers for a minimum of five years. Ms. Dangremond also requested the City procure a transitional housing project for youth experiencing homelessness, including project construction and the first year of operating funds, plus a combination of voucher and resident co-pays after the second year. (Aug. 30 Report) (Housing, Human Services, and Homelessness)



Share Your GO Bond Ideas

Comments, continued:

25. Jeff Sherman (District 7) proposed funding for improvements to Rio Salado Park; adding multi-use paths citywide, canal path improvements and grade separations; and to convert storm drains to bioswales and nature recovery in Central Phoenix through water capture, tree plantings, and nature paths. (Aug. 30 Report)
(Parks & Recreation; Environment & Sustainability)
26. George Colberg (District 2) requested funding to support a biomedical research and development non-profit partnership between the Biomedical Research Institute of Arizona (BRIA) and Pathfinder. (Aug. 30 Report)
(Economic Development and Education)
27. Liz C (District 7) requested funding to renovate Phoenix Center for the Arts, including removal of the front stairs, for students and the community (\$10M); create a fund for repairs at homeless shelters such as HVAC improvements (\$15M); and build an Asian Cultural Center with grocery, food, and shopping options (\$18M). (Sept. 9 Report)
(Arts & Culture; Housing, Human Services, and Homelessness; Economic Development & Education)
28. David Madden (District 6) requested funding to renovate the Arizona Science Center to improve quality and increase capacity for guests such as school groups from across the state, to provide opportunities students may not already have at school (\$10M). Mr. Madden also proposed integrating school buses and Valley Metro buses (\$5M) and further develop public transportation, including electrification of the fleet (\$10M). (Sept. 9 Report)(Arts & Culture; Neighborhoods & City Services; Environment & Sustainability)

Share Your GO Bond Ideas

Comments, continued:

29. Rebecca Perrera (District 7) requested additional funding for unspecified GO Bond priorities (\$5M). (Sept. 9 Report)
30. Patricia Rethore-Larson (District 8) submitted a request to dramatically increase funding toward the homeless and housing crisis, and to construct more short-term shelter and transitional housing to support the unhoused (\$205M). Ms. Rethore-Larson also proposed funding for mobile support units for the unhoused to provide showers and bathrooms to support basic hygiene, distribute water and simple portable meals, offer basic medical services and mental health support, and provide basic veterinary care for animal companions (\$80M). She recommended deploying the mobile units based on a needs assessment conducted throughout neighborhoods across Phoenix. (Sept. 9 Report) (Housing, Human Services, and Homelessness)
31. Christopher Alt (District 6) requested funding to invest in parking shade and rooftop photovoltaics for city-owned properties (\$197M). Mr. Alt also proposed improvements to the 99th Avenue Wastewater Treatment Plant, including increasing capacity, improving treatment to remove heavy metals and pharmaceuticals, and expanding the Tres Rios Wetlands (\$201M). (Sept. 9 Report) (Environment & Sustainability)
32. Christiana Moss (District 6) proposed divesting from the Palo Verde Nuclear Generating Station and investing in solar power (\$65M). Ms. Moss also requested funding for net-zero water, recycling 100 percent black water to potable wastewater instead of using it to cool Palo Verde (\$64M). (Sept. 9 Report) (Environment & Sustainability)
33. John Strauss (District 1) requested funding for a new community center in the proximity and north of Metrocenter, from Dunlap to Cactus, 43rd Avenue to Interstate 17 (\$200M). (Sept. 9 Report) (Neighborhoods & City Services)



Share Your GO Bond Ideas

Comments, continued:

34. Abeth Spencer (District 3) proposed additional funding to plant trees to meet the City's goal to double the shade canopy by 2030 (\$10M). Ms. Spencer also requested funding to improve recycling facility infrastructure to work towards the City's Zero Waste goal (\$70M). (Sept. 9 Report)
(Environment & Sustainability)
35. Van Escobar (District 4) proposed funding for more affordable housing and to address homelessness (\$200M). Mr. Escobar also requested rehabilitation centers for drug users (\$100M) and investment in public education and after school programs for children in underprivileged areas (\$104M). (Sept. 9 Report)
(Neighborhoods & City Services; Economic Development & Education)
36. Bianca Jimenez (District 3) proposed funding to purchase and construct tiny homes or condos for unsheltered people using sustainable strategies, located in areas along the perimeter of the valley, within walking distance of public transportation, or adjacent to schools for families with high need (\$11M). (Sept. 9 Report)
(Housing, Human Services, and Homelessness)
37. Stan Flowers (District 8) requested additional funding for unspecified GO Bond priorities (\$23M). (Sept. 9 Report)
38. Bruce Mazur (District 3) requested funding for the Fire Department (\$100M). (Sept. 9 Report)
(Public Safety)



Share Your GO Bond Ideas

Comments, continued:

39. Ciara Rubalcava (District 6) requested funding for 400 additional firefighters by 2030 and to add three fire stations (\$100M). (Sept. 9 Report) (Public Safety)
40. Michael Rubalcava (District 6) requested funding for 400 additional firefighters by 2030 and to add four fire stations with apparatus (\$100M). (Sept. 9 Report) (Public Safety)
41. Brad Francis (District 5) requested additional funding for unspecified GO Bond priorities (\$200M). (Sept. 9 Report)
42. Linda Chambre (District 6) requested additional funding for unspecified GO Bond priorities (\$1M). (Sept. 9 Report)
43. Marshall Zeable (District 1) requested funding for more fire stations (\$22M) and to utilize unused city parks for fire stations, such as in the area of 40th Street and Bell Road (\$5M). (Sept. 9 Report) (Public Safety)
44. Michael Bonney (District 1) requested funding for more fire stations (\$50M) and more fire engines (\$15M). (Sept. 9 Report) (Public Safety)
45. Chrissy Bonney (District 1) requested funding for new fire stations (\$75M), fire engines and ambulances (\$46M), and to hire new Police and Fire staff (\$75M). (Sept. 9 Report) (Public Safety)
46. Ronald Russell (District 4) proposed funding for a cooperative housing collective, specifically 310 community-owned one- and two-bedroom condos/townhomes in the East Valley (\$31M). (Sept. 9 Report) (Housing, Human Services, and Homelessness)

Share Your GO Bond Ideas

Comments, continued:

47. Ryan Self (District 7) proposed additional funding to construct and improve infrastructure in the Estrella area between Buckeye Road and Broadway Road from 83rd Avenue to 107th Avenue, specifically along Lower Buckeye Road between 83rd and 99th Avenues. Mr. Self specifically requested street infrastructure and drainage, shade structures, and developments for medical offices, shopping, restaurants, and entertainment. He mentioned commute delays caused by one-lane roads and empty lots that exacerbated air quality and dust issues. Mr. Self reiterated his request for funding to expand and connect the Estrella area to the transit systems of Phoenix, Avondale, and Goodyear (\$25M). He also requested funding to accelerate the development and build out of the Estrella Civic Center to enhance amenities and services including the park, swimming pool, shade, library, fire station, and a community assistance program (CAP) office (\$1M). (Sept. 26 Report)
(Neighborhoods & City Services; Streets & Storm Drainage; Parks & Recreation; Public Safety)
48. Luke Tate (District 6) requested funding to upgrade all Phoenix streets and parks, especially in Central, South, and West Phoenix, to the levels of design, quality and maintenance as North Scottsdale and Anthem. (Sept. 26 Report)
(Streets & Storm Drainage; Parks & Recreation)
49. Colleen OHara (District 2) requested funding for mandatory driver education before licensing (\$3M). (Sept. 26 Report)
(Neighborhoods & City Services; Public Safety)
50. Nicholas Salazar (District 7) requested funding to increase the city's shade canopy, advance the city through electrification of transportation and more EV charging stations, increase solar capacity, and investing in the homeless population (\$50M). (Sept. 26 Report)
(Environment & Sustainability; Housing, Human Services, and Homelessness)



Share Your GO Bond Ideas

Comments, continued:

51. Lance Morgan (District 2) requested more funding for roadway safety initiatives such as converting intersections to flashing yellow arrow for left hand turns or adding an arrow before turning and activating more Police motor units for nighttime driving while intoxicated (DWI) enforcement (\$3M). (Sept. 26 Report)
(Streets & Storm Drainage; Public Safety)
52. Kimberly Socha (District 2) proposed funding for citywide brownfields redevelopment projects targeting the Rio Reimagined Project Area, West Phoenix Revitalization Area, Infill Incentive Area, Transit Oriented Development Areas, Downtown Development Area, Designated Redevelopment Areas and Neighborhood Initiative Areas (\$5M). She also advocated to off-set private investment in public infrastructure such as street and drainage improvements (\$5M) and expressed support for the Microelectronics Health Science & Technology Center (\$18M). (Sept. 26 Report)
(Environment & Sustainability; Economic Development & Education)
53. Darian Evangelista (District 7) requested funding for a new police station in west Laveen (\$23M). (Sept. 26 Report)
(Public Safety)
54. Y K (District 6) proposed funding for more small, shaded playgrounds and opening all school playgrounds to residents in the off-hours (\$5M). (Sept. 26 Report) (Parks & Recreation)
55. Donovan Swanson (District 7) proposed funding for urban tree planting near roadways, parks and greenbelts, parking lots, and on rooftops (\$11M). He also requested funding for dedicated bike paths around the city (\$5M). (Sept. 26 Report)
(Environment & Sustainability; Streets & Storm Drainage)



Share Your GO Bond Ideas

Comments, continued:

56. Kristen Browne (District 7) proposed \$5M for unspecified GO Bond priorities. (Sept. 26 Report)
57. Clint Williams (District 6) requested funding to build the planned library branch and fire station at Chandler Road and 19th Avenue near the South Mountain Park trailhead (\$3M). (Sept. 26 Report)
(Neighborhoods & City Services; Public Safety)
58. Lacey Ballantyne (District 8) requested additional funding for heat resiliency (\$11M) as well as the Spark Area Land Acquisition - Reuse and Redevelopment Strategy Implementation (\$2M). (Oct. 14 Report)
(Environment & Sustainability; Economic Development & Education)
59. Michael Tarek (District 6) requested funding to install radar cameras on major streets and more mid-block pedestrian crossings with signals. Mr. Tarek advocated for shade tree-lined walkways in and around parks and along all collector and major streets. (Oct. 14 Report)
(Streets & Storm Drainage; Parks & Recreation; Environment & Sustainability)
60. Coby Bruckner (District 7) advocated for funding to be allocated to critical landscape improvements and proper environment and ecological management (\$10M), as well as more tree planting and education for employees and residents on proper care (\$10M). Mr. Brucker also advocated for the creation of more public transportation options in high density areas, including a multimodal approach and more green/low impact design (\$150M). (Oct. 14 Report)
(Environment & Sustainability; Parks & Recreation; Neighborhoods & City Services; Streets & Storm Drainage)



Share Your GO Bond Ideas

Comments, continued:

61. Selena Slay (District 7) requested funding to complete the Cesar Chavez Community Center, which would benefit the Laveen community by providing a supervised and safe space for youth to explore themselves and their interests (\$21M). (Oct. 14 Report)
(Parks & Recreation)
62. Terry O'Brien (District 1) advocated for funding additional improvements to aging Police facilities and equipment (\$50M). Mr. O'Brien also requested funding to improve aging Fire equipment and living conditions, as well as street maintenance for older roads and landscaping (\$25M). (Oct. 14 Report) (Public Safety; Streets & Storm Drainage)
63. Patrick Seifter (District 4) proposed decreasing the Police budget by a minimum of 40% to be reallocated to affordable housing and social worker crisis response units, as well as selling the City's inventory of Police drones. Mr. Seifter advocated for more funding towards environmental fixes (\$10M). (Oct. 14 Report)
(Public Safety; Housing, Human Services, and Homelessness; Environment & Sustainability)
64. Megyn Neff (District 4) requested funding for harm reduction safe equipment and spaces for intravenous drug users (\$5M). Ms. Neff also advocated to fund shelters and resources for unhoused individuals in Central Phoenix, providing access to low income and traditional housing with job training, and mental health and medical resources (\$75M). She also proposed funding for more natural spaces, shade tree infrastructure, water reclamation (\$100M). (Oct. 14 Report)
(Housing, Human Services, and Homelessness; Environment & Sustainability; Parks & Recreation)

Share Your GO Bond Ideas

Comments, continued:

65. Daniel Schaefer (District 6) advocated for additional funding to plant more trees and noted many benefits, including mitigating the heat island effect, increasing biodiversity, capturing carbon emissions, improving groundwater cleanliness and soil health, erosion reduction, and promoting cultural value. (Oct. 14 Report)
(Environment & Sustainability; Parks & Recreation; Streets & Storm Drainage)
66. Katarina Lujic (District 7) requested funding for mental health crisis lines to answer non-emergency calls, as well as rental assistance prioritizing single women and children for homeless individuals and families on the brink of homelessness (\$3M). (Oct. 14 Report)
(Housing, Human Services, and Homelessness; Public Safety; Neighborhoods & City Services)
67. Kissa Powell (District 8) advocated for funding for environmental and sustainability initiatives, such as improved public transportation (\$1M). (Oct. 14 Report) (Environment & Sustainability; Neighborhoods & City Services)
68. Andrea Golfen (District 4) proposed reallocating Police funds to affordable housing, community services and pedestrian safety (\$2M). (Oct. 14 Report) (Public Safety; Housing, Human Services, and Homelessness; Neighborhoods & City Services; Streets & Storm Drainage)
69. Dorothy Mason (District 8) requested funding for a community center at Esteban Park and for the creation of a reserve fund for unidentified projects (\$15M). (Oct. 14 Report)
(Parks & Recreation)



Share Your GO Bond Ideas

Comments, continued:

70. Matthew Gomez (District 4) requested funding for citywide participatory budgeting and affordable housing and shelter for those experiencing homelessness near Central Arizona Shelter Services (CASS) (\$1M). (Neighborhoods & City Services; Housing, Human Services, and Homelessness)
71. Kiana Cole (District 6) proposed \$30M for unspecified GO Bond priorities.
72. Jenni Harris (District 6) advocated for funding for Fire Station 74 due to continued growth in the area (\$10M). (Public Safety)
73. Adrien Mikalukidi (District 1) proposed \$4M for unspecified GO Bond priorities.
74. Amanda Branum (District 1) proposed \$3M to install reduced speed limit signs, flashing speed limit signs, and crosswalks for approved school zones that have been on lengthy wait lists. She also proposed using this funding to replace worn out playground equipment (e.g. soft mats, baby swings, rock walls, and sun sails), maintain sand volleyball courts, and service broken doors and equipment at the Goelet A. C. Beuf Community Center. (Streets & Storm Drainage; Parks & Recreation)