



# City of Phoenix WEEKLY HEAT RESPONSE REPORT MAY 1–3, 2026

## Summary

- The operational heat response season began on Friday, May 1, including the opening of extended hour and 24/7 heat relief sites, all cooling centers, and most hydration stations.
- All heat response programs are reporting normal operations, and all indicators are following typical patterns for early May.
- This is the first weekly report for the 2026 season and covers a partial week based on the alignment of the calendar and reporting cycle. The next report will cover May 4–10.

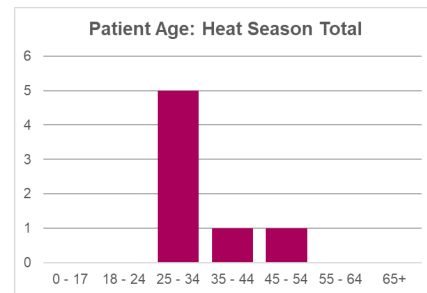
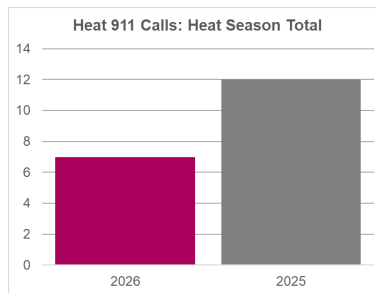
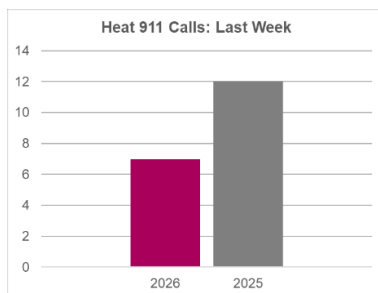
## At-a-Glance Key Indicators

	Heat-related 911 calls	Visits to enhanced heat relief sites	Referrals from enhanced heat relief sites
Last Week	7	256	72
Heat Season Total	7	256	72

*Note: Enhanced heat relief sites include the 24/7 respite center at 20 West Jackson St., Cholla Library, Justa Center, and UMOM.*

## Heat-Related 911 Calls

- Phoenix Fire responded to seven heat-related calls over the reporting period, consistent with typical call volumes for early May. Most calls occurred outside of the downtown Phoenix core, including two in north Phoenix.



### *Patient Location and Transport Information:*

- Two patients were in natural/wilderness areas, two were in roadway locations, and three were from other areas.
- Three patients were transported for additional care, including two to Honor Deer Valley.
- Cold water immersion was implemented for one heat illness patient.

## Heat-Related Deaths

- One heat-related death has been confirmed in Maricopa County as of 5/2.
- 42 cases were under investigation in Maricopa County as of 5/2, compared to 10 at the same time last year.
- Additional case data will be shared once five cases have been confirmed countywide.
- Heat-related death data are updated on the [Maricopa County Department of Public Health \(MCDPH\) Heat-Related Illness & Death Surveillance Dashboard](#)



# City of Phoenix WEEKLY HEAT RESPONSE REPORT MAY 1–3, 2026

## Weather Summary

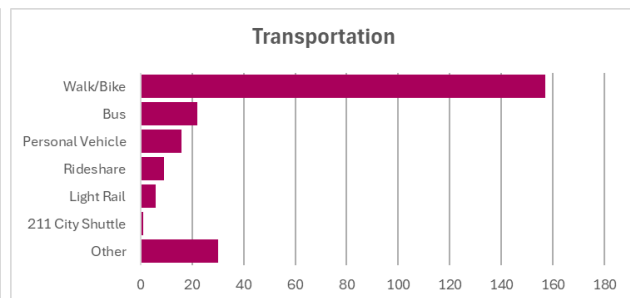
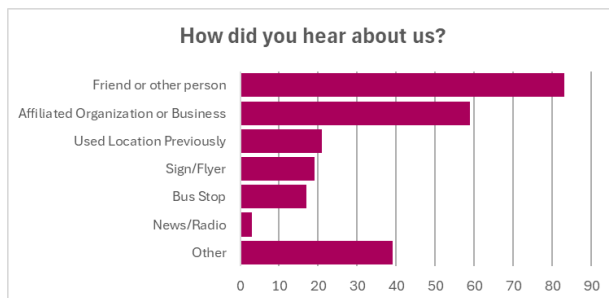
*Overview:* Temperatures were modestly above normal during the reporting period with a high of 98°F reported on May 3. No Extreme Heat Warnings were in effect.

Heat season to date (May 1–)	2026	2025	Normal (1991-2020)
100°F+ days	0	0	0.3
110°F+ days	0	0	0

## Extended Hour and Overnight Heat Relief Sites

Location	Visits: Last week	Visits: Heat season total	Referrals: Extended hour and overnight sites have provided 72 referrals to additional services this season, 61 of which were initiated at 20 W. Jackson St.
20 W. Jackson St.	142	142	
Justa Center	81	81	Family Support: Four families have received specialized heat relief support through UMOM.
Cholla Library*	33	33	
<b>TOTAL</b>	<b>256</b>	<b>256</b>	

\*Cholla Library counts are based on engagements with heat response staff and do not reflect all library visits.



## City Program Reports

- **Communications:** Mayor Gallego, Councilwoman Hernandez, and city departments participated in a heat season kickoff press conference at 20 West Jackson St. on April 30.
- **Community Assistance Program:** Fulfilled four heat relief transportation requests for families.
- **Homeless Solutions:** Outreach teams engaged with 83 individuals and provided water and heat relief supplies as needed.
- **Innovation:** The Smart Chilled Drinking Water Initiative delivered the equivalent of 4,847 single-use plastic bottles last week and quickly detected and repaired a leak at one location.
- **Neighborhood Services:** Two cooling ordinance cases were resolved with positive outcomes and two air conditioner replacements were completed.
- **Trailhead Outreach:** Community Emergency Response Team and Park Steward volunteers initiated weekend heat safety outreach at Echo Canyon, Piastewa Peak, and South Mtn.

## Partner Updates and Announcements

- State of Arizona Heat Briefings are held the 1<sup>st</sup> & 3<sup>rd</sup> Thursday of each month at 3pm via Zoom; sign-up by e-mailing [azheat@azdhs.gov](mailto:azheat@azdhs.gov).