



# City of Phoenix Weekly Heat Response Report May 4–10, 2026

## Summary

- Triple-digit temperatures returned on May 8 and resulted in increased visits to extended hour and overnight heat relief locations.
- Staff at extended hour and overnight heat relief locations are reporting a high success rate in placements to shelter, housing, and social service programs.
- Communitywide heat illness indicators remain typical for early May.

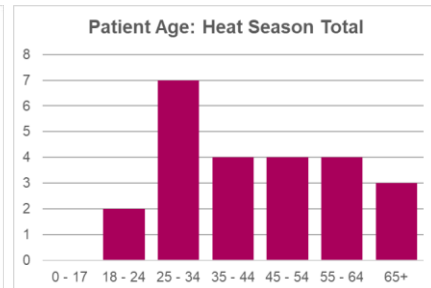
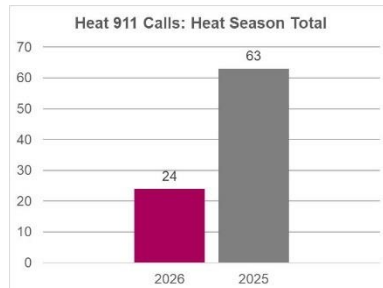
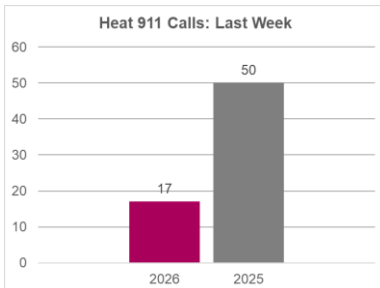
## At-a-Glance Key Indicators

	Heat-related 911 calls	Visits to extended hour and overnight heat relief sites	Referrals from extended hour and overnight heat relief sites
Report Week	17	850	141
Heat Season Total	24	1106	213

*Note: Extended hour and overnight heat relief sites include the 24/7 respite center at 20 West Jackson St., Cholla Library, Justa Center, and UMOM.*

## Heat-Related 911 Calls

- Phoenix Fire responded to 17 heat-related calls over the reporting period, remaining consistent with typical call volumes for early May. Five calls were reported in the downtown Phoenix core.



### *Patient Location and Transport Information:*

- Six patients were in roadway areas, two were in residences, and nine were from other areas.
- 13 patients were transported for additional care, including six to Banner University.
- Cold water immersion was implemented for one heat illness patient (season total: 2).

## Heat-Related Deaths

- Two heat-related deaths have been confirmed in Maricopa County as of 5/9.
- 45 cases were under investigation in Maricopa County as of 5/9, compared to 13 at the same time last year.
- Additional case data will be shared once five cases have been confirmed countywide.
- Heat-related death data are updated on the [Maricopa County Department of Public Health \(MCDPH\) Heat-Related Illness & Death Surveillance Dashboard](#)



# City of Phoenix Weekly Heat Response Report May 4–10, 2026

## Weather Summary

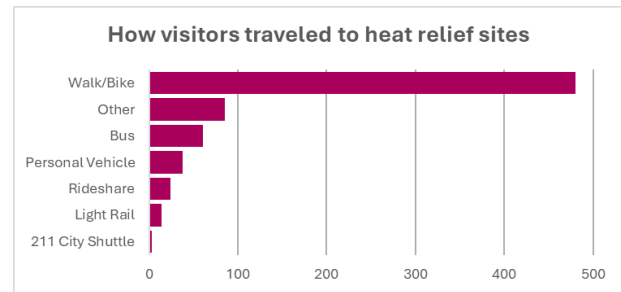
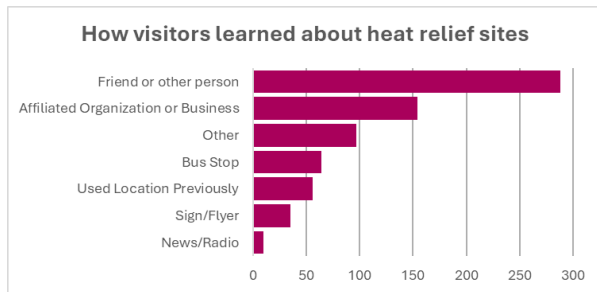
After a mild start to the week, temperatures surged above 100°F beginning on May 8. An Extreme Heat Warning was in effect as of May 10 when temperatures reached 106°F.

Heat season to date (May 1–)	2026	2025	Normal (1991-2020)
100°F+ days	3	2	1.7
110°F+ days	0	0	0

## Extended Hour and Overnight Heat Relief Sites

Location	Visits: Report week	Visits: Heat season total	<b>Referrals:</b> Extended hour and overnight sites have provided 213 referrals to additional services this season, 89% of which were initiated at 20 W. Jackson St.  <b>Family Support:</b> Eight families have received specialized heat relief support through UMOM.
20 W. Jackson St.	426	568	
Justa Center	387	468	
Cholla Library*	37	81	
<b>TOTAL</b>	<b>850</b>	<b>1106</b>	

\*Cholla Library counts are based on engagements with heat response staff and do not reflect all library visits.



## City Program Reports

- **Communications:** Generated 18 heat safety social media posts that generated 23,247 impressions and 440 engagements. Supported five media requests on heat programs.
- **Community Assistance Program:** Fulfilled nine heat relief transportation requests.
- **Innovation:** The Smart Chilled Drinking Water Initiative delivered the equivalent of 16,753 single-use plastic bottles last week across 13 operating water fountains.
- **Library:** Received a note of appreciation from a patron regarding heat relief resources and the overall level of safety provided at City libraries.
- **Neighborhood Services:** Five new cooling ordinance cases were opened, two cases were resolved with positive outcomes, and three air conditioner replacements were completed.
- **Water Services:** Added 55 homes to the low-flow program to ensure continued service.

## Partner Updates and Announcements

- Monthly Maricopa Regional Heat Relief Network Partner Meetings are hosted by the Maricopa County Department of Public Health.
- Bi-monthly State of Arizona Heat Briefings are hosted by the Arizona Department of Health Services.