



City of Phoenix Weekly Heat Response Report

May 11–17, 2026

Summary

- The two hottest days of the year thus far occurred during the reporting period with temperatures reaching 109°F on May 11. Heat warnings were in effect May 11-12.
- Visits to extended hour and overnight heat relief sites doubled from the prior week.
- Communitywide heat illness indicators remain typical for early May.

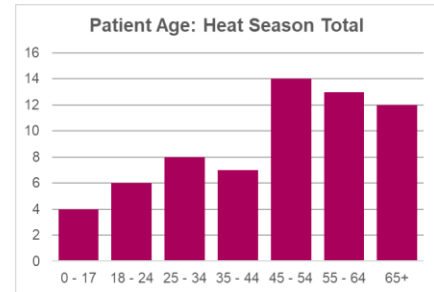
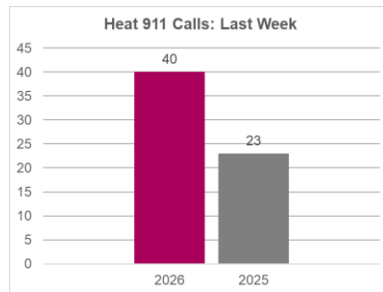
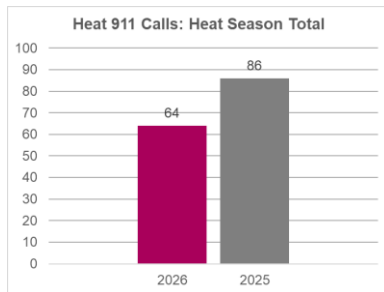
At-a-Glance Key Indicators

	Heat-related 911 calls	Visits to extended hour and overnight heat relief sites	Referrals from extended hour and overnight heat relief sites
Report Week	40	1556	195
Heat Season Total	64	2662	408

Extended hour and overnight heat relief sites: 24/7 respite center at 20 West Jackson St., Cholla Library, Justa Center, and UMOM.

Heat-Related 911 Calls

- Phoenix Fire responded to 40 heat-related calls over the reporting period. 26 of those calls occurred May 11-12. Locations near 75th Avenue and McDowell Road had a higher rate of heat-related calls than normal.



Patient Location and Transport Information:

- Most common locations: roadway areas (11), residences (11), convenience stores/gas station (3).
- 28 patients (70%) were transported for additional care; Banner University received the most patients (6).
- Cold water immersion was implemented for five heat illness patients (season total: 7).

Heat-Related Deaths

- Two heat-related deaths have been confirmed in Maricopa County as of 5/16 (no additional cases were confirmed last week). One case has been confirmed in Phoenix.
- 64 cases were under investigation in Maricopa County as of 5/16, compared to 19 at the same time last year.
- Additional case data will be shared once five cases have been confirmed countywide.
- Heat-related death data are updated on the [Maricopa County Department of Public Health \(MCDPH\) Heat-Related Illness & Death Surveillance Dashboard](#)



City of Phoenix Weekly Heat Response Report

May 11–17, 2026

Weather Summary

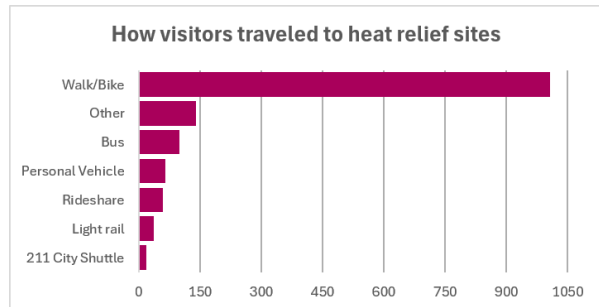
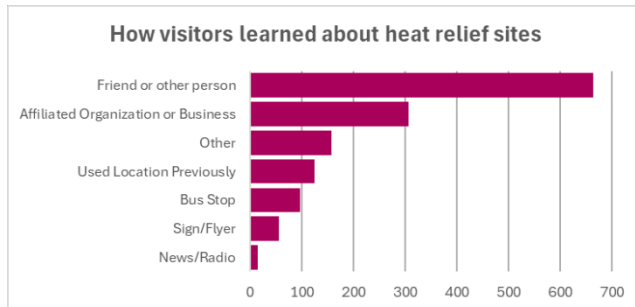
Temperatures remained above average for the entire week. An Extreme Heat Warning was in effect on May 11 and 12 when temperatures reached 109°F and 108°F, respectively.

Heat season to date (May 1–)	2026	2025	Normal (1991-2020)
100°F+ days	8	4	4.1
110°F+ days	0	0	0

Extended Hour and Overnight Heat Relief Sites

Location	Visits: Report week	Visits: Heat season total	Referrals: Extended hour and overnight sites have provided 408 referrals to additional services this season, 92% of which were initiated at 20 W. Jackson St. Family Support: Eleven families have received specialized heat relief support through UMOM.
20 W. Jackson St.	884	1452	
Justa Center	633	1101	
Cholla Library*	39	109	
TOTAL	1556	2662	

*Cholla Library counts are based on engagements with heat response staff and do not reflect all library visits.



City Program Reports

- **Aviation:** Opened two new heat safety ordinance cases.
- **Communications:** Heat safety social media content generated 29,295 impressions.
- **Community Assistance Program:** Fulfilled eight heat relief transportation requests, including helping a family with a young child access the 24/7 site and subsequent support at UMOM.
- **Homeless Solutions:** Successful outcomes from the 24/7 site included an X-Wing placement at the Phoenix Navigation Center for a senior resident who had recently lost their housing.
- **Neighborhood Services:** Four new cooling ordinance cases were opened, seven cases were resolved with positive outcomes, and four air conditioner replacements were completed.
- **Trailhead Outreach:** Community Emergency Response Team volunteers distributed 288 bottles of water and made 46 educational contacts with hikers at Echo Canyon on May 16.

Partner Updates and Announcements

- Monthly Maricopa Regional Heat Relief Network Partner Meetings are hosted by the Maricopa County Department of Public Health.
- Bi-monthly State Heat Briefings are hosted by the Arizona Department of Health Services.