



City of Phoenix Weekly Heat Response Report

May 18–24, 2026

Summary

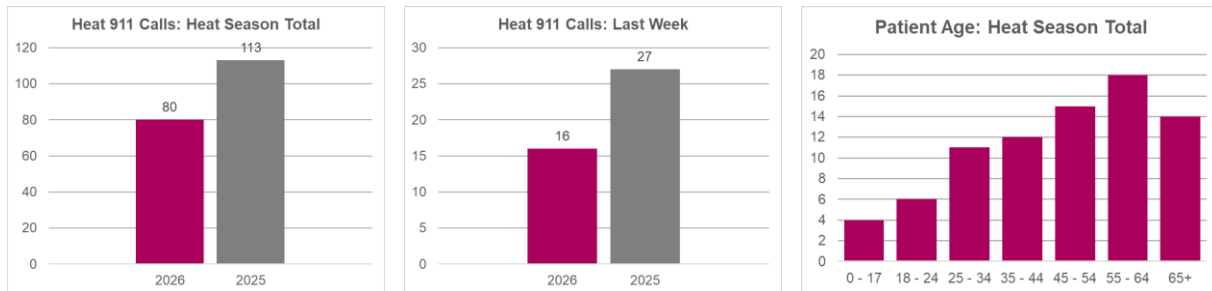
- Seasonally typical temperatures returned with only one day reaching a high of 100°F.
- Extended hour and overnight heat relief sites saw a 40% increase in visits from the week prior and had the most visits recorded of the heat season to date.
- Communitywide heat illness indicators remain typical for early May.

At-a-Glance Key Indicators

	Heat-related 911 calls	Visits to extended hour and overnight heat relief sites	Referrals from extended hour and overnight heat relief sites
Report Week	16	2210	25
Heat Season Total	80	4872	433

Extended hour and overnight heat relief sites: 24/7 respite center at 20 West Jackson St., Cholla Library, Justa Center, and UMOM.

Heat-Related 911 Calls



Phoenix Fire responded to 16 heat-related calls over the reporting period. The largest cluster of calls (6) occurred between downtown Phoenix and the State Capitol, of which four involved people experiencing homelessness.

Patient Location and Transport Information:

- Most common locations: roadway areas (4), hotels/motels (2), residences (2).
- 10 patients (63%) were transported for additional care; Banner University received the most patients (6).
- Cold water immersion was implemented for two heat illness patients (season total: 9).

Heat-Related Deaths

- Three heat-related deaths have been confirmed in Maricopa County as of 5/23, with two of those cases occurring in Phoenix.
- 67 cases were under investigation in Maricopa County as of 5/23, compared to 25 at the same time last year.
- Additional case data will be shared once five cases have been confirmed countywide.
- Heat-related death data are updated on the [Maricopa County Department of Public Health \(MCDPH\) Heat-Related Illness & Death Surveillance Dashboard](#)



City of Phoenix Weekly Heat Response Report

May 18–24, 2026

Weather Summary

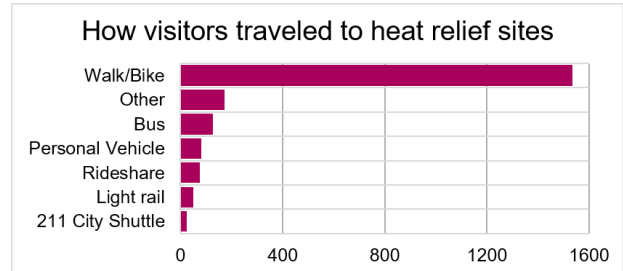
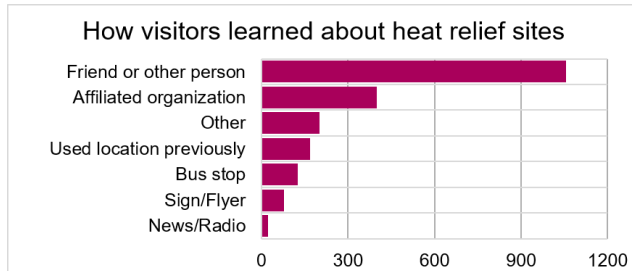
The week began with daily highs below the mid-May historical average of 95°F before gradually warming up to a high of 100°F on May 24. There were no extreme heat warnings in effect.

Heat season to date (May 1–24)	2026	2025	Normal (1991-2020)
100°F+ days	9	8	6
110°F+ days	0	0	0.03

Extended Hour and Overnight Heat Relief Sites

Location	Visits: Report week	Visits: Heat season total	Referrals: Extended hour and overnight sites have provided 433 referrals to additional services this season, 93% of which were initiated at 20 W. Jackson St. Family Support: 17 families have received specialized heat relief support through UMOM.
20 W. Jackson St.	1364	2816	
Justa Center	814	1915	
Cholla Library*	32	141	
TOTAL	2210	4872	

*Cholla Library counts are based on engagements with heat response staff and do not reflect all library visits.



City Program Reports

- *Aviation:* Opened one new heat safety ordinance case.
- *Communications:* 18 heat safety social media posts generated 9,997 impressions.
- *Community Assistance Program:* Fulfilled ten heat relief transportation requests, including assisting multiple families seeking relief at the 24/7 respite center.
- *Innovation:* The Chilled Drinking Water Initiative had 14 operating fountains and filling stations that dispensed the equivalent of 13,216 single-use plastic bottles.
- *Neighborhood Services:* One new cooling ordinance case was opened, one was resolved with a positive outcome, and three air conditioner replacements were completed.
- *Trailhead Outreach:* Community Emergency Response Team volunteers distributed 360 bottles of water and made 103 educational contacts with hikers at Echo Canyon on May 23.
- *Water Services:* Enrolled 55 homes in the low-flow program to ensure continued service.

Partner Updates and Announcements

- Arizona Monsoon Awareness Week, coordinated by the National Weather Service, is June 7–13. More information and resources, including a seasonal weather outlook, are available on the [Monsoon Awareness Week StoryMap page](#).