



City of Phoenix Weekly Heat Response Report

May 25–31, 2026

Summary

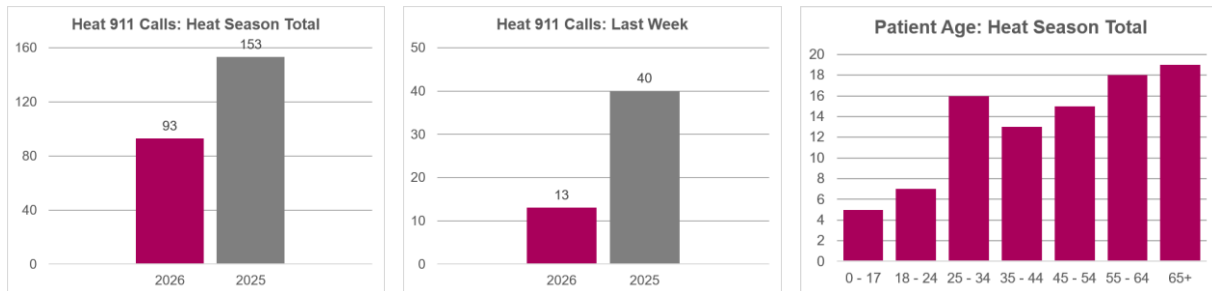
- Daily high temperatures were near or below average for late May and did not hit 100°F.
- Extended hour and overnight heat relief sites continued to see increases in weekly visitation totals.
- Heat-related 911 calls in May 2026 decreased as compared to May 2025.

At-a-Glance Key Indicators

	Heat-related 911 calls	Visits to extended hour and overnight heat relief sites	Referrals from extended hour and overnight heat relief sites
Report Week	13	2722	46
Heat Season Total	93	7594	479

Extended hour and overnight heat relief sites: 24/7 respite center at 20 West Jackson St., Cholla Library, Justa Center, and UMOM.

Heat-Related 911 Calls



Phoenix Fire responded to 13 heat-related calls over the reporting period. While the overall call volume was low, the percentage of calls involving adults aged 25–34 was atypically high (5 of 13 cases, 38%). Of these, at least three were work-related. The percentage of cases involving people experiencing homelessness was relatively low (1 of 13, 8%).

Patient Location and Transport Information:

- Most common locations: residential (5), businesses (4).
- 11 patients (85%) were transported for additional care; nine separate hospitals received patients.
- Cold water immersion was not deployed during the reporting week (season total: 9).

Heat-Related Deaths

- Four heat-related deaths have been confirmed in Maricopa County as of 5/30, with two of those cases occurring in Phoenix.
- 74 cases were under investigation in Maricopa County as of 5/30, compared to 55 at the same time last year.
- Additional case data will be shared once five cases have been confirmed countywide.
- Heat-related death data are updated on the [Maricopa County Department of Public Health \(MCDPH\) Heat-Related Illness & Death Surveillance Dashboard](#)



City of Phoenix Weekly Heat Response Report

May 25–31, 2026

Weather Summary

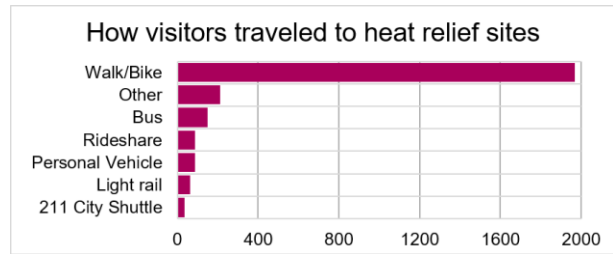
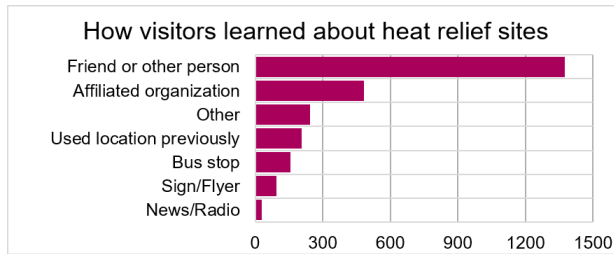
Temperatures were generally near or below historical averages for late May, staying below 100°F for the entire reporting week. There were no extreme heat warnings in effect.

Heat season to date (May 1–31)	2026	2025	Normal (1991-2020)
100°F+ days	9	14	9
110°F+ days	0	0	0.2

Extended Hour and Overnight Heat Relief Sites

Location	Visits: Report week	Visits: Heat season total	Referrals: Extended hour and overnight sites have provided 479 referrals to additional services this season, 93% of which were initiated at 20 W. Jackson St. Family Support: 27 families have received specialized heat relief support through UMOM.
20 W. Jackson St.	1785	4601	
Justa Center	912	2827	
Cholla Library*	25	166	
TOTAL	2695	7594	

*Cholla Library counts are based on engagements with heat response staff and do not reflect all library visits.



City Program Reports

- **Aviation:** Two previously opened heat safety ordinance cases were positively resolved.
- **Heat Response:** Ten partner organizations in the Heat Relief Network have received supplies through the city’s support program in partnership with AllThrive365.
- **Homeless Solutions:** Outreach teams engaged with 60 individuals and distributed heat relief supplies and information as needed.
- **Innovation:** The Chilled Drinking Water Initiative had 14 operating fountains and filling stations that dispensed the equivalent of 13,557 single-use plastic bottles.
- **Neighborhood Services:** Three new cooling ordinance cases were opened, two were resolved with a positive outcome, and two air conditioner replacements were completed.
- **Trailhead Outreach:** Community Emergency Response Team volunteers distributed 256 bottles of water and made 152 educational contacts with hikers at Echo Canyon on May 30.
- **Water Services:** Enrolled 46 homes in the low-flow program to ensure continued service.

Partner Updates and Announcements

- Arizona Monsoon Awareness Week, coordinated by the National Weather Service, continues through June 13. More information: [Monsoon Awareness Week StoryMap page.](#)