



City of Phoenix Weekly Heat Response Report

June 1–7, 2026

Summary

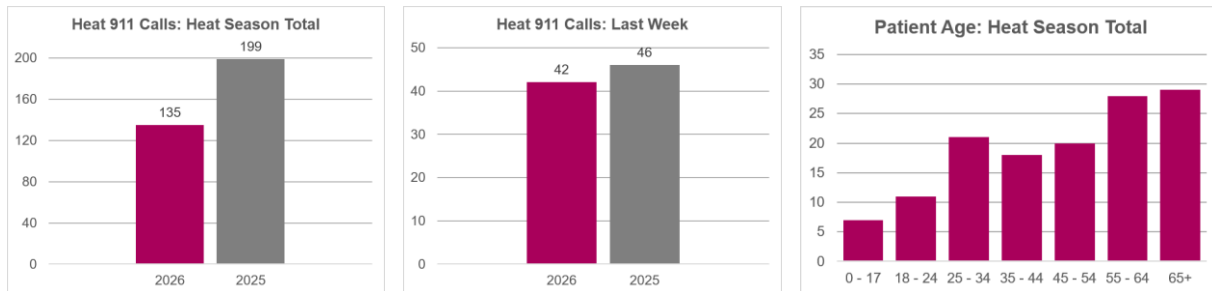
- Daily high temperatures were between 103°F and 108°F during the reporting week, modestly above the historical average for early June.
- Weekly visits to extended hour/overnight heat relief sites reached a new high for 2026.
- Heat-related 911 calls increased significantly from the prior week.

At-a-Glance Key Indicators

	Heat-related 911 calls	Visits to extended hour and overnight heat relief sites	Referrals from extended hour and overnight heat relief sites
Report Week	42	2959	79
Heat Season Total	135	10553	558

Extended hour and overnight heat relief sites: 24/7 respite center at 20 West Jackson St., Cholla Library, Justa Center, and UMOM.

Heat-Related 911 Calls



Phoenix Fire responded to 42 heat-related calls over the reporting period, marking a significant increase from the prior week and the highest weekly call volume of the season to date. Nearly half of the cases involved residents of age 55 and above. Downtown Phoenix and the I-17 corridor between Indian School Rd. and Union Hills Dr. had the highest concentration of calls.

Patient Location and Transport Information:

- Most common locations: roadways (15), residential (8).
- 32 patients (76%) were transported for additional care, including eight to Banner University and six to Valleywise.
- Cold water immersion was deployed six times (season total: 15).

Heat-Related Deaths

- Eight heat-related deaths have been confirmed in Maricopa County as of 6/6, with three of those cases occurring in Phoenix.
- 92 cases were under investigation in Maricopa County as of 6/6, compared to 64 at the same time last year.
- Of the cases reported countywide to date, 86% occurred outdoors, 63% involved substances, and 25% were among people experiencing homelessness.
- Heat-related death data are updated on the [Maricopa County Department of Public Health \(MCDPH\) Heat-Related Illness & Death Surveillance Dashboard](#)



City of Phoenix Weekly Heat Response Report

June 1–7, 2026

Weather Summary

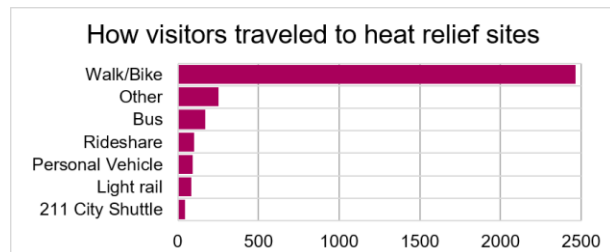
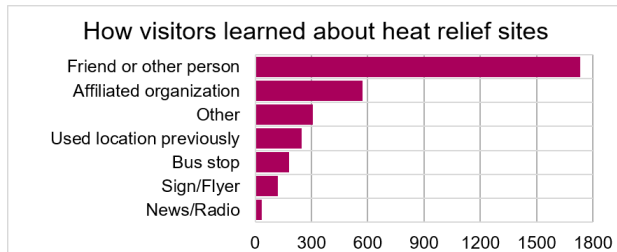
Temperatures were modestly above historical averages for early June, staying above 100°F for the week with a peak of 108°F on June 4 and 5. There were no extreme heat warnings in effect.

Heat season to date (May 1– Jun 7)	2026	2025	Normal (1991-2020)
100°F+ days	16	17	13.8
110°F+ days	0	0	0.9

Extended Hour and Overnight Heat Relief Sites

Location	Visits: Report week	Visits: Heat season total	Referrals: Extended hour and overnight sites have provided 558 referrals to additional services this season, 92% of which were initiated at 20 W. Jackson St. Family Support: 34 families have received specialized heat relief support through UMOM.
20 W. Jackson St.	2097	6698	
Justa Center	830	3657	
Cholla Library*	32	198	
TOTAL	2959	10553	

*Cholla Library counts are based on engagements with heat response staff and do not reflect all library visits.



City Program Reports

- **Aviation:** Two previously opened heat safety ordinance cases were positively resolved.
- **Heat Response:** Nineteen partner organizations in the Heat Relief Network have received supplies through the city’s support program in partnership with AllThrive365. Supplies distributed include nearly 1,500 shoes, 9,500 electrolyte packets, and over 1,200 hats.
- **Library:** Patrons shared appreciation for the availability of water and electrolytes on site and the overall welcoming environment.
- **Neighborhood Services:** Six new cooling ordinance cases were opened, five were resolved with a positive outcome, and two air conditioner replacements were completed.
- **Trailhead Outreach:** Community Emergency Response Team volunteers distributed 200 bottles of water and made 43 educational contacts with hikers at Echo Canyon on June 6.

Partner Updates and Announcements

- Updated Heat Relief Network locations and operating hours throughout Maricopa County are available through the Maricopa Association of Governments: <https://hrn.azmag.gov/>.