



City of Phoenix Weekly Heat Response Report

June 8–14, 2026

Summary

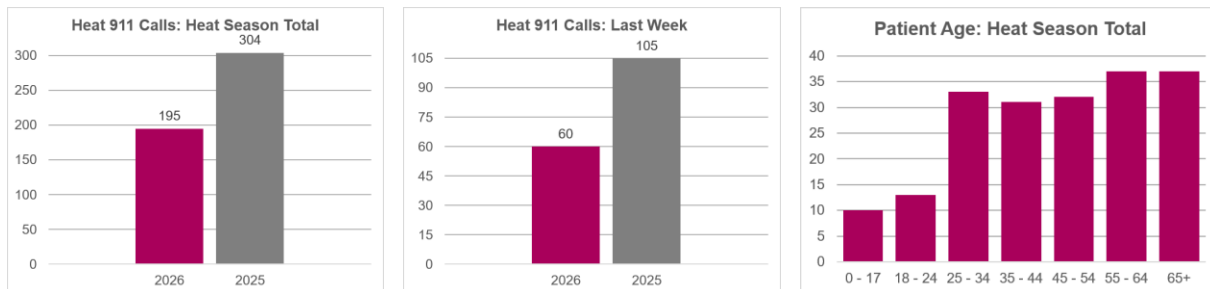
- The reporting week was the hottest of the season with highs reaching 110°F twice.
- Heat-related 911 calls increased for a second consecutive week.
- Weekly visits to extended hour and overnight heat relief sites continued to reach new highs for the season and referrals saw a large increase from the previous three weeks.

At-a-Glance Key Indicators

	Heat-related 911 calls	Visits to extended hour and overnight heat relief sites	Referrals from extended hour and overnight heat relief sites
Report Week	60	3256	169
Heat Season Total	195	13809	727

Extended hour and overnight heat relief sites: 24/7 respite center at 20 West Jackson St., Cholla Library, Justa Center, and UMOM.

Heat-Related 911 Calls



Phoenix Fire responded to 60 heat-related calls over the reporting period, marking a new high for weekly call volumes this season for the second consecutive week. Most patients were adults age 25–54. The highest call density was in the general vicinity of downtown Phoenix, between 35th Avenue and 32nd Street extending several blocks north and south of Jefferson Street.

Patient Location and Transport Information:

- Most common locations: roadways (17), residential (15).
- 42 patients (70%) were transported for additional care, including 16 to Banner University and five to Valleywise.
- Cold water immersion was deployed 12 times (season total: 27).

Heat-Related Deaths

- Ten heat-related deaths have been confirmed in Maricopa County as of 6/13, with four of those cases occurring in Phoenix.
- 117 cases were under investigation in Maricopa County as of 6/13, compared to 74 at the same time last year.
- Of the cases reported countywide to date, 88% occurred outdoors, 70% involved substances, and 30% were among people experiencing homelessness.
- Heat-related death data are updated on the [Maricopa County Department of Public Health \(MCDPH\) Heat-Related Illness & Death Surveillance Dashboard](#)



City of Phoenix Weekly Heat Response Report

June 8–14, 2026

Weather Summary

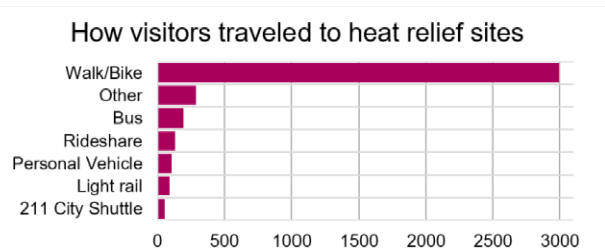
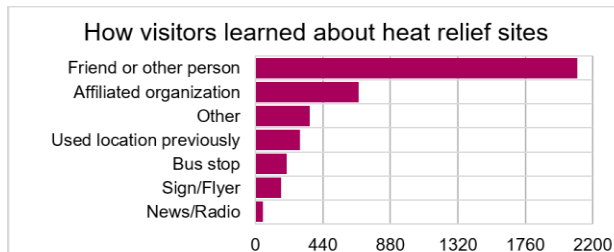
Temperatures were above historical averages throughout the entire week, staying above 100°F for the week with a peak of 110°F on June 13 and 14. There were no extreme heat warnings in effect.

Heat season to date <i>(May 1– Jun 14)</i>	2026	2025	Normal (1991-2020)
100°F+ days	23	24	18.7
110°F+ days	2	1	1.3

Extended Hour and Overnight Heat Relief Sites

Location	Visits: Report week	Visits: Heat season total	Referrals: Extended hour and overnight sites have provided 727 referrals to additional services this season, 93% of which were initiated at 20 W. Jackson St. Family Support: 47 families have received specialized heat relief support through UMOM.
20 W. Jackson St.	2369	9067	
Justa Center	862	4519	
Cholla Library*	25	223	
TOTAL	3256	13809	

*Cholla Library counts are based on engagements with heat response staff and do not reflect all library visits.



City Program Reports

- **Innovation:** The equivalent of 12,928 single use plastic water bottles was dispensed through 14 operating stations in the smart chilled drinking water initiative.
- **Library:** Multiple patrons reported positive interactions with library staff and navigators from Community Bridges, Inc., at the Cholla branch.
- **Neighborhood Services:** Twenty new cooling ordinance cases were opened, eight were resolved with a positive outcome, and three air conditioner replacements were completed.
- **Trailhead Outreach:** Community Emergency Response Team volunteers distributed 258 bottles of water and made 52 educational contacts with hikers at Echo Canyon on June 13.
- **Water Services:** Enrolled 31 new homes in the low-flow program to ensure ongoing service.

Partner Updates and Announcements

- Updated Heat Relief Network locations and operating hours throughout Maricopa County are available through the Maricopa Association of Governments: <https://hrn.azmag.gov/>.