



PLANNING & DEVELOPMENT

**PRESERVE
SHAPE
BUILD**

2025 Self-Certification Renewal

Audit Overview

**Ken Alexander
Deputy Director
Building and Fire**

Self-Certification Statistics



PLANNING & DEVELOPMENT

**PRESERVE
SHAPE
BUILD**

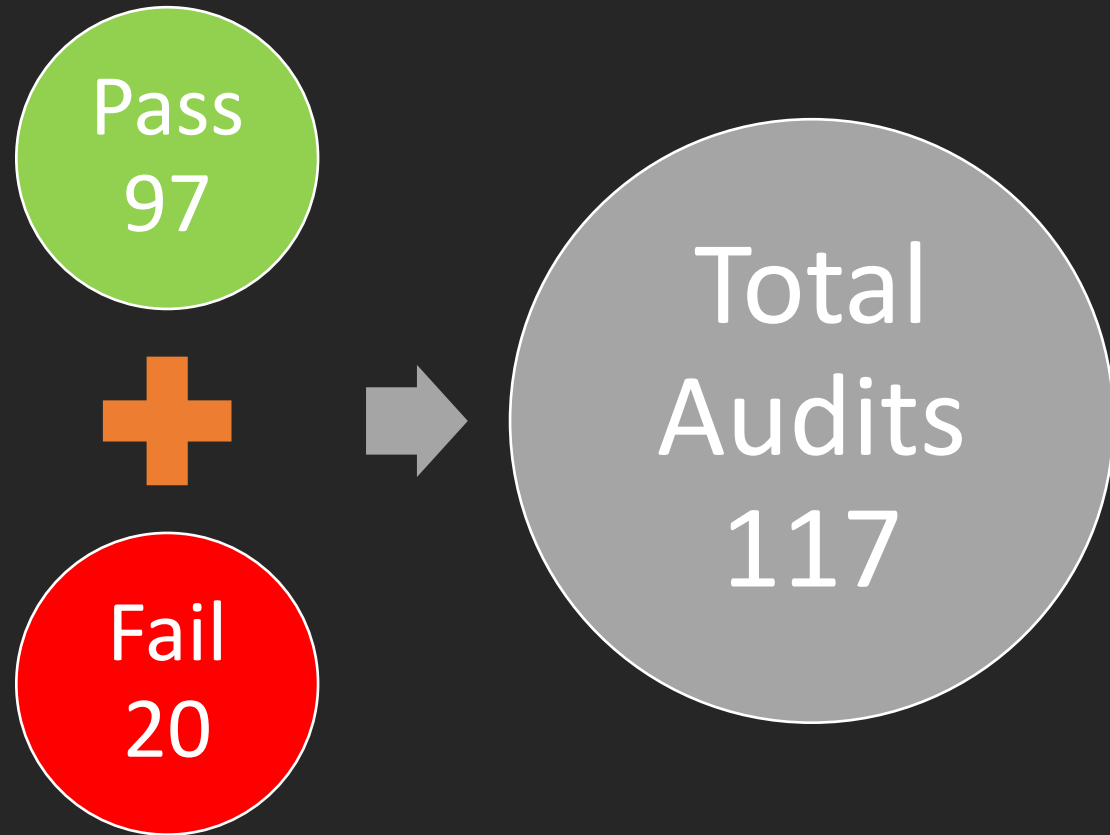
<u>Year</u>	<u>Permits</u>	<u>Valuation</u>
2010	32	\$5,200,144
2011	89	\$46,877,423
2012	177	\$139,449,697
2013	259	\$253,761,377
2014	369	\$289,478,768
2015	362	\$322,756,029
2016	492	\$313,700,000
2017	595	\$259,872,904
2018	625	\$384,437,817
2019	458	\$282,606,330
2020	348	\$175,450,970
2021	372	\$199,451,104
2022	395	\$403,528,466
2023	336	\$206,550,082
<u>Totals:</u>	<u>4,909</u>	<u>\$3,283,121,111</u>

Audit Results & Statistics



PLANNING & DEVELOPMENT

**PRESERVE
SHAPE
BUILD**



These stats include the last three calendar years:
2021, 2022 and 2023

Audit Results & Statistics



PLANNING & DEVELOPMENT

**PRESERVE
SHAPE
BUILD**

Scoring		F=10 < \$2.5M F=20 > \$2.5M
Average Passing Score		3.9
Average Failing Score		17.6
Highest Failing Score		36
Lowest Passing Score		0

These stats include the last three calendar years:
2021, 2022 and 2023

Audit Results & Statistics



PLANNING & DEVELOPMENT

**PRESERVE
SHAPE
BUILD**

Audit Fails		3 Fails = out of program
# Pros with 1 Fail		14
# Pros with 2 Fails		2
# Pros with 3 Fails		1

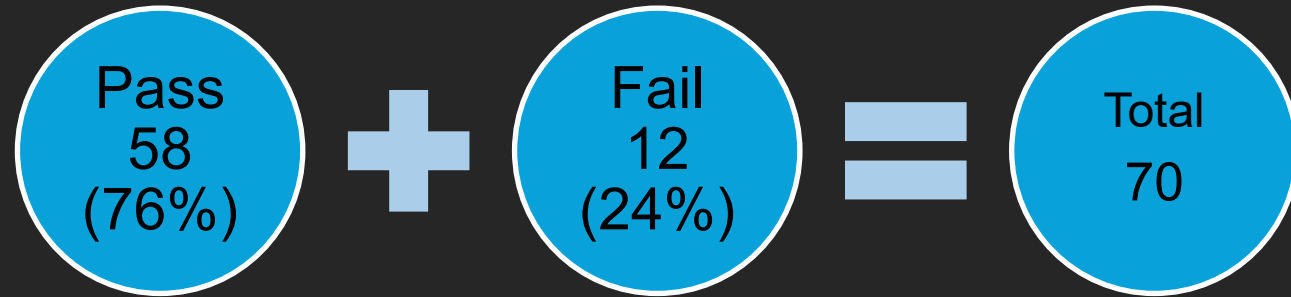
These stats include the last three calendar years:
2021, 2022 and 2023

Automatic Audits



PLANNING & DEVELOPMENT

**PRESERVE
SHAPE
BUILD**



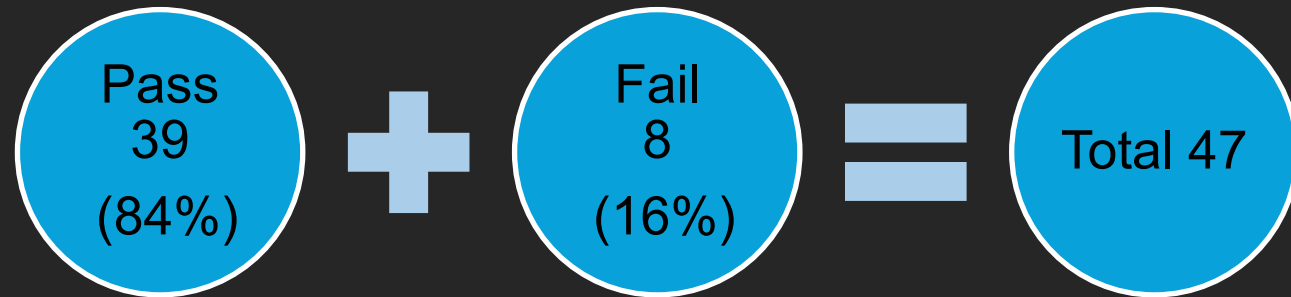
These stats include the last three calendar years:
2021, 2022 and 2023

Random Audits



PLANNING & DEVELOPMENT

**PRESERVE
SHAPE
BUILD**



These stats include the last three calendar years:
2019, 2020 and 2021



PLANNING & DEVELOPMENT

**PRESERVE
SHAPE
BUILD**

Audit Procedures & Scoring

Random Audit - Building

- Approximately 10% of all projects that are not subject to Automatic Audit
- Requires structural peer review
- Requires electrical peer review for systems that exceed 400A or 22K AFC
- No additional audit fee



PLANNING & DEVELOPMENT

**PRESERVE
SHAPE
BUILD**



Random Audit – Civil, Site, Landscape

- Approximately 10% of all projects that are up to 5 acres in area
- No additional audit fee



PLANNING & DEVELOPMENT

**PRESERVE
SHAPE
BUILD**



Automatic Audit - Building

- New construction, change of occupancy, initial TI – 10,000 sf & above
- Remodels and shell buildings – 25,000 sf and above
- New E and I occupancies
- New A occupancies with occupant load of 300 or more
- Marijuana and ambulatory care facilities
- Standard plans
- Structural or electrical peer review **not** required
- Audit fee = one half traditional plan review fee



PLANNING & DEVELOPMENT

**PRESERVE
SHAPE
BUILD**



Automatic Audit – Civil, Site Landscape

- Projects over 5 acres
- Landscape plans for projects located in Downtown Code (DTC) or Walkable Urban Code (WU) zoning districts
- Grading and Drainage plans with off-site improvements
- Audit fee = one half traditional plan review fee



PLANNING & DEVELOPMENT

**PRESERVE
SHAPE
BUILD**



Audit Procedures & Scoring

Scoring Procedure

- One point per code item
- 10 points = fail if valuation less than \$2.5M
- 20 points = fail if valuation more than \$2.5M



Post Audit Procedures

- Summary of audit results
 - ✓ Emailed to Self-Certified professional and Inspections
 - ✓ Letter mailed to Self-Certified professional and Owner of Record



PLANNING & DEVELOPMENT

**PRESERVE
SHAPE
BUILD**

Audit Procedures & Scoring

Appeal Process

Plan Review Meeting

- 7 calendar days after receiving results; No charge

Administrative Review with Building Official or City Manager's Rep

- Within 3 business days of a plan review meeting; \$300 or \$450

Appeal to Development Advisory Board

- Within 10 calendar days of a hearing decision; \$600



PLANNING & DEVELOPMENT

**PRESERVE
SHAPE
BUILD**



PLANNING & DEVELOPMENT

**PRESERVE
SHAPE
BUILD**

Questions?