

Jack Roberts
Deputy Director Inspections, Acting Building Official

Field Issues



PLANNING & DEVELOPMENT
PRESERVE
SHAPE
BUILD 



Keys to Success

- Generally, program has been successful
- Use approved field set for construction
- Make sure contractor gets full size print from EPR



Field Changes

- Discuss with inspector in advance
- Self-Cert stamps on all sheets
- Peer review on structural and electrical (if required)
- NOT meant for unlimited value engineering
- Stamped City approvals are required on plan revisions submitted to the City for Plan Review approval

MANDATORY FIELD CHANGE OR REVISIONS (LPSC or RPSC#: and LSCA or RSCA#:)

SELF-CERTIFIED BY:

Insert name of Self-Certified Professional)

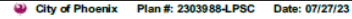
Date

• *Plans were prepared by or under the direct supervision of the Self-Certified Professional*

• *Plans are complete*

The plans are, as of the date of submission, in compliance with City of Phoenix building, civil, site, and zoning codes, ordinances and all other applicable laws.


City of Phoenix Plan #: 230 3988-LPSC Date: 07/27/23



KEYNOTES

- [illegible]

- | | |
|-----|--------------------------|
| 110 | CANOPY AREA |
| 111 | IN BRACK CANOPY, DECK A |
| 112 | IN BRACK CANOPY, DECK B |
| 113 | IN BRACK CANOPY, DECK C |
| 114 | IN BRACK CANOPY, DECK D |
| 115 | IN BRACK CANOPY, DECK E |
| 116 | IN BRACK CANOPY, DECK F |
| 117 | IN BRACK CANOPY, DECK G |
| 118 | IN BRACK CANOPY, DECK H |
| 119 | IN BRACK CANOPY, DECK I |
| 120 | IN BRACK CANOPY, DECK J |
| 121 | IN BRACK CANOPY, DECK K |
| 122 | IN BRACK CANOPY, DECK L |
| 123 | IN BRACK CANOPY, DECK M |
| 124 | IN BRACK CANOPY, DECK N |
| 125 | IN BRACK CANOPY, DECK O |
| 126 | IN BRACK CANOPY, DECK P |
| 127 | IN BRACK CANOPY, DECK Q |
| 128 | IN BRACK CANOPY, DECK R |
| 129 | IN BRACK CANOPY, DECK S |
| 130 | IN BRACK CANOPY, DECK T |
| 131 | IN BRACK CANOPY, DECK U |
| 132 | IN BRACK CANOPY, DECK V |
| 133 | IN BRACK CANOPY, DECK W |
| 134 | IN BRACK CANOPY, DECK X |
| 135 | IN BRACK CANOPY, DECK Y |
| 136 | IN BRACK CANOPY, DECK Z |
| 137 | IN BRACK CANOPY, DECK AA |
| 138 | IN BRACK CANOPY, DECK AB |
| 139 | IN BRACK CANOPY, DECK AC |
| 140 | IN BRACK CANOPY, DECK AD |
| 141 | IN BRACK CANOPY, DECK AE |
| 142 | IN BRACK CANOPY, DECK AF |
| 143 | IN BRACK CANOPY, DECK AG |
| 144 | IN BRACK CANOPY, DECK AH |
| 145 | IN BRACK CANOPY, DECK AI |
| 146 | IN BRACK CANOPY, DECK AJ |
| 147 | IN BRACK CANOPY, DECK AK |
| 148 | IN BRACK CANOPY, DECK AL |
| 149 | IN BRACK CANOPY, DECK AM |
| 150 | IN BRACK CANOPY, DECK AN |
| 151 | IN BRACK CANOPY, DECK AO |
| 152 | IN BRACK CANOPY, DECK AP |
| 153 | IN BRACK CANOPY, DECK AQ |
| 154 | IN BRACK CANOPY, DECK AR |
| 155 | IN BRACK CANOPY, DECK AS |
| 156 | IN BRACK CANOPY, DECK AT |
| 157 | IN BRACK CANOPY, DECK AU |
| 158 | IN BRACK CANOPY, DECK AV |
| 159 | IN BRACK CANOPY, DECK AW |
| 160 | IN BRACK CANOPY, DECK AX |
| 161 | IN BRACK CANOPY, DECK AY |
| 162 | IN BRACK CANOPY, DECK AZ |
| 163 | IN BRACK CANOPY, DECK BA |
| 164 | IN BRACK CANOPY, DECK BB |
| 165 | IN BRACK CANOPY, DECK BC |
| 166 | IN BRACK CANOPY, DECK BD |
| 167 | IN BRACK CANOPY, DECK BE |
| 168 | IN BRACK CANOPY, DECK BF |
| 169 | IN BRACK CANOPY, DECK BG |
| 170 | IN BRACK CANOPY, DECK BH |
| 171 | IN BRACK CANOPY, DECK BI |
| 172 | IN BRACK CANOPY, DECK BJ |
| 173 | IN BRACK CANOPY, DECK BK |
| 174 | IN BRACK CANOPY, DECK BL |
| 175 | IN BRACK CANOPY, DECK BM |
| 176 | IN BRACK CANOPY, DECK BN |
| 177 | IN BRACK CANOPY, DECK BO |
| 178 | IN BRACK CANOPY, DECK BP |
| 179 | IN BRACK CANOPY, DECK BQ |
| 180 | IN BRACK CANOPY, DECK BR |
| 181 | IN BRACK CANOPY, DECK BS |
| 182 | IN BRACK CANOPY, DECK BT |
| 183 | IN BRACK CANOPY, DECK BU |
| 184 | IN BRACK CANOPY, DECK BV |
| 185 | IN BRACK CANOPY, DECK BW |
| 186 | IN BRACK CANOPY, DECK BX |
| 187 | IN BRACK CANOPY, DECK BY |
| 188 | IN BRACK CANOPY, DECK BZ |
| 189 | IN BRACK CANOPY, DECK CA |
| 190 | IN BRACK CANOPY, DECK CB |
| 191 | IN BRACK CANOPY, DECK CC |
| 192 | IN BRACK CANOPY, DECK CD |
| 193 | IN BRACK CANOPY, DECK CE |
| 194 | IN BRACK CANOPY, DECK CF |
| 195 | IN BRACK CANOPY, DECK CG |
| 196 | IN BRACK CANOPY, DECK CH |
| 197 | IN BRACK CANOPY, DECK CI |
| 198 | IN BRACK CANOPY, DECK CJ |
| 199 | IN BRACK CANOPY, DECK CK |
| 200 | IN BRACK CANOPY, DECK CL |
| 201 | IN BRACK CANOPY, DECK CM |
| 202 | IN BRACK CANOPY, DECK CN |
| 203 | IN BRACK CANOPY, DECK CO |
| 204 | IN BRACK CANOPY, DECK CP |
| 205 | IN BRACK CANOPY, DECK CQ |
| 206 | IN BRACK CANOPY, DECK CR |
| 207 | IN BRACK CANOPY, DECK CS |
| 208 | IN BRACK CANOPY, DECK CT |
| 209 | IN BRACK CANOPY, DECK CU |
| 210 | IN BRACK CANOPY, DECK CV |
| 211 | IN BRACK CANOPY, DECK CW |
| 212 | IN BRACK CANOPY, DECK CX |
| 213 | IN BRACK CANOPY, DECK CY |
| 214 | IN BRACK CANOPY, DECK CZ |
| 215 | IN BRACK CANOPY, DECK DA |
| 216 | IN BRACK CANOPY, DECK DB |
| 217 | IN BRACK CANOPY, DECK DC |
| 218 | IN BRACK CANOPY, DECK DD |
| 219 | IN BRACK CANOPY, DECK DE |
| 220 | IN BRACK CANOPY, DECK DF |
| 221 | IN BRACK CANOPY, DECK DG |
| 222 | IN BRACK CANOPY, DECK DH |
| 223 | IN BRACK CANOPY, DECK DI |
| 224 | IN BRACK CANOPY, DECK DJ |
| 225 | IN BRACK CANOPY, DECK DK |
| 226 | IN BRACK CANOPY, DECK DL |
| 227 | IN BRACK CANOPY, DECK DM |
| 228 | IN BRACK CANOPY, DECK DN |
| 229 | IN BRACK CANOPY, DECK DO |
| 230 | IN BRACK CANOPY, DECK DP |
| 231 | IN BRACK CANOPY, DECK DQ |
| 232 | IN BRACK CANOPY, DECK DR |
| 233 | IN BRACK CANOPY, DECK DS |
| 234 | IN BRACK CANOPY, DECK DT |
| 235 | IN BRACK CANOPY, DECK DU |
| 236 | IN BRACK CANOPY, DECK DV |
| 237 | IN BRACK CANOPY, DECK DW |
| 238 | IN BRACK CANOPY, DECK DX |
| 239 | IN BRACK CANOPY, DECK DY |
| 240 | IN BRACK CANOPY, DECK DZ |
| 241 | IN BRACK CANOPY, DECK EA |

SELF-CERTIFIED BY: Robert B. Hansen  09/06/2023

• Plans were prepared by or under the direct supervision of, or reviewed by the Self-Certified Professional.

• Plans are complete.

• The plans are, as of the date of submission, in compliance with City of Phoenix building, civil, site, and zoning codes, ordinances and all other applicable laws.



3884
ROBERT B. HANSEN
NOV 06 2003
FBI - OAKLAND

[illegible]

PROJECT: 201102
WHATABURGER PT20M
W/VC OF W PIEDRA AVE. & N 33RD AVE.
3301 W PIEDRA AVE.
PHOENIX, AZ.



WHATABURGER
300 CONCORD PLAZA D
SAN ANTONIO, TEXAS
210-670-6000 ZIP 78211

THIS OFFERING IS THE PROPERTY
OF WHATABURGER. ALL RIGHTS OF
COPYRIGHT AND/OR OTHER INTELLECTUAL
PROPERTY ARE RESERVED. IT IS
REPRODUCED AS A PUBLIC OFFER
WITHOUT THE NECESSARY
CONSENT OF THE UNIVERSITY.

SHEET TITLE:
FLOOR PLAN

ISSUED FOR:
FINAL SITE PLAN

UNIT NO.
DATE: 06/06/2023
SCALE: As Indicated
DRAWN BY: MC

QUEST NO:
A1.1





- 
- WHATABURG**


Observations from the Field

Item most often missed:

Special Inspection Certificates

- Types of Special Inspections Certificates:
 - Electrical TRT 00274
 - Architectural TRT 00277
 - Geotechnical TRT 00275
 - Structural TRT 00211
 - Mechanical/Plumbing TRT 00276
- Owners can either use the registered design professional in responsible charge (RDPRC) or a designated RDPRC to seal the Special Inspection Form
- Special Inspections Approval List – TRT 00870

<https://www.phoenix.gov/pdd/trt>

**City of Phoenix**
PLANNING & DEVELOPMENT DEPARTMENT

Special Inspection Certificate
Electrical

POST AT JOB SITE WITH PERMIT
(General Requirements and Instructions on the backside of form)


TO BE COMPLETED BY REGISTERED DESIGN PROFESSIONAL IN RESPONSIBLE CHARGE		
Project Name:	Project Address:	Permit No.
		Plan Log No.
Project Owner/Owner's Agent Name:	Mailing Address:	Phone No.
Registered Design Professional of Record Name:	Mailing Address:	Phone No.
Firm Name:	Email Address:	Fax No.

I hereby affirm that I am familiar with the design of this project and have been designated by the Owner/owner(s) Agent as the registered design professional in responsible charge for implementing the Electrical Special Inspections Program required by the City of Phoenix Building Construction Code Sections 110.3.10 and 1704. I have determined that the types of work checked below require Electrical Special Inspection. I understand and agree to inform the project owner, the contractor(s), and the special inspector(s) about all the Electrical Special Inspection Program requirements and limitations, including that the Special Inspector(s) must be independent third-party individual(s) or Registered Design Professional(s) and shall not be the installing contractor(s).

(Seal, Sign, and Date)

YES	NO	TYPES OF WORK REQUIRING SPECIAL ELECTRICAL INSPECTION (Attach Supplement if Necessary)	QUALIFIED SPECIAL INSPECTOR NAME AND ID NUMBER
	<input checked="" type="checkbox"/>	Ground-Fault Protection Systems	
	<input type="checkbox"/>	Switchboards, Panelboards, Motor Control Centers	
	<input type="checkbox"/>	Transformers	
	<input type="checkbox"/>	Conductors	
	<input type="checkbox"/>	Emergency & Standby Power System(s)	
	<input type="checkbox"/>	Selective Coordination	

All special inspection reports were reviewed and found to be in conformance with the approved construction documents.

Registered Design Professional


In responsible charge _____ Signature _____ Date _____

Page 1 of 2

For more information or for a copy of this publication in an alternate format, contact Planning & Development at 602-262-7811 voice or TTY use 7-1-1.

P:\Special Inspection Certificate, Electrical
WBS\swat_in_jul_00274

TRT/DOC/00274
Rev. 02/19



PLANNING & DEVELOPMENT
**PRESERVE
SHAPE
BUILD**



Change of Occupancy

✓ **Sprinklers**



PLANNING & DEVELOPMENT
**PRESERVE
SHAPE
BUILD**

Audit Changes

- Construction can generally proceed at risk
- Work with inspectors on proposed changes
- Very important to inform contractor of changes
- Final inspections will be suspended until audit is completed



PLANNING & DEVELOPMENT
**PRESERVE
SHAPE
BUILD** 



Field Desk Organization

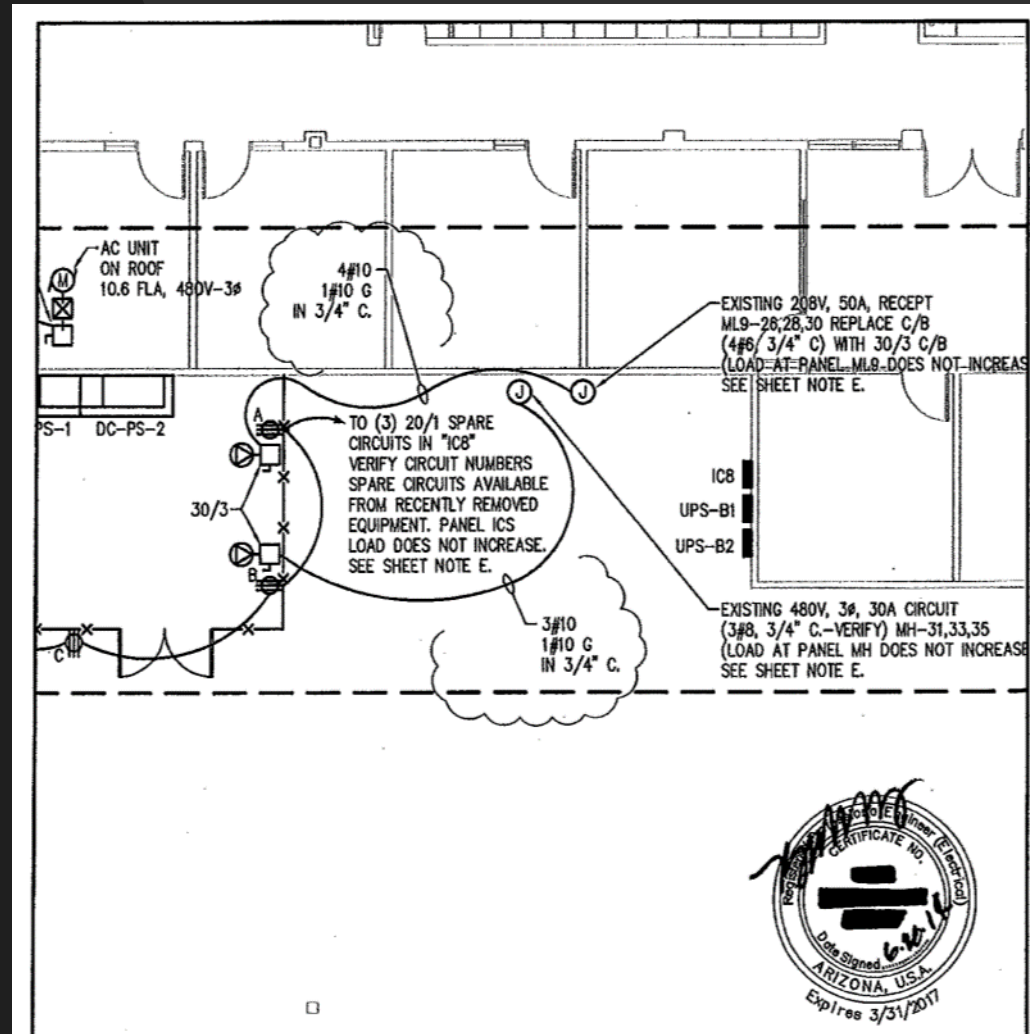


What items should be easily found at your construction site field desk?

Changes to Field Plan



Good or bad?



Contractor Coordination


**Does your contractor know how the
Self-Certification process works?**

**Contractor Guide to the Self-
Certification Process**

TRT 00393



Relaying Information to Contractors



Remember that time is of the essence
Audit correction items should be immediately communicated to the contractor to avoid costly field changes

Pre-Job Conference



- Encouraged for process and code questions
- Should not be used for inspector “plan review”
- Contractor Guide to the Self-Certification Process – TRT 00393

Violations

- Work with inspector on resolution
- Time is critical during construction



PLANNING & DEVELOPMENT
**PRESERVE
SHAPE
BUILD**



Questions?

