


Teacher Packet

School Field Trip Information

2025-2026



S'edav Va'aki Museum
4619 E. Washington Street
Phoenix, AZ 85034

(602) 495-0901

SVMeducation@phoenix.gov



City of Phoenix

Index

Vision and Land Acknowledgement Statement.....	Page 1
Inclusion Statement and What to Expect on Field Trip	Page 2
How to Schedule a Field Trip	Page 3
Accommodations.	Page 4
School Field Trip Fees	Page 5
Payments and Additional Activities	Page 6
Craft Activities.....	Page 7
Site Introduction and Lunch.....	Page 9
The Day of Your Field Trip.....	Page 10
Frequently Asked Questions and Cancellations	Page 11
Bus Parking Information	Page 12
State Standards.....	Page 13

Pronunciation Guide:

S'edav pronounced suh-dahf

Va'aki pronounced VAH-ah-kee

O'Odham pronounced awe-THUMB

Piipaash pronounced pee-POSH



Vision

S'edav Va'aki Museum will be recognized as the gateway to the cultural history of the Phoenix area. In collaboration with our communities, we will create memorable experiences that link past to present.

To honor the site of S'edav Va'aki Museum as a unique community resource through sound preservation practices, engaging educational programs, and the thoughtful care and presentation of cultural materials. For all audiences, S'edav Va'aki Museum will foster understanding, appreciation, and respect for our shared cultural history.

Land Acknowledgement Statement

The City of Phoenix acknowledges that it is located within the homeland of the O'Odham and Piipaash peoples and their ancestors, who have inhabited this landscape from time immemorial to present day. The landscape is sacred and reflects cultural values central to the O'Odham and Piipaash way of life and their self- definition. This acknowledgment demonstrates our commitment to work in partnership with the Ancestral Indigenous Communities to foster understanding, appreciation, and respect for this heritage.

For the complete acknowledgement click this link:

<https://www.phoenix.gov/sedavvaaki/documents/Land%20Acknowledgement%20Language.pdf>

*As of right now, S'edav Va'aki Museum is part of Arts and Culture.

Inclusion Statement

S'edav Va'aki's mission to foster understanding, appreciation and respect for our shared cultural history includes a deep recognition that multiple voices and perspectives enrich our work. Thus, we embrace broad definitions of diversity and inclusion as core values and as fundamental elements in providing enriching environments for our guests, volunteers, stakeholders and staff.

At S'edav Va'aki Museum, we are committed to providing universal access to our environment and our learning experiences. We are dedicated to ensuring that differences are valued and respected and that all members of our community have the opportunity to be fully engaged participants in our mission.



What to Expect on a Fieldtrip

Get hands-on with prehistory! Students learn about the unique cultural landscape of the Ancestral Sonoran Desert People, known to archaeologists as the Hohokam, by visiting S'edav Va'aki, a 1,500-year-old village site. Students will explore reconstructed houses, discover the wonders of a prehistoric irrigation system, learn about the science of archaeology, and gain a greater appreciation for the ingenuity and skill of the First Peoples.

****Museum reopens to the public at the end of September. School field trips are being scheduled starting mid-October. ****

How to Schedule a School Field Trip

To book a school field trip, fill out our online form on our website under the Book a Reservation page: <https://www.phoenix.gov/administration/departments/sedav-vaaki/education/reservations>.

If you prefer to call S'edav Va'aki Museum to schedule your field trip, you can reach us at (602) 495-0901, Monday through Friday, 9 a.m. to 4 p.m.

S'edav Va'aki Museum only schedules field trip requests on Monday, Thursday, and Friday. The site is closed every Tuesday and Wednesday. School groups may request an introduction to the museum and archaeological site. Introductions begin at **10:00 a.m.**, Mondays, Thursdays, and Fridays, from October through April. After the introduction, the remainder of the visit will be self-guided. The recommended group size is 60-students. Larger groups will be asked to divide their group and visit in person on two separate days.

The average self-guided visit takes approximately 1½ - 2 hours and larger groups may take longer.

Please have a few dates available and schedule them as far in advance as possible.

1. When you contact us, we will ask for the following information:

- Possible field trip date(s)
- Name and address of school
- Identify if you are a Title 1 school
- Name of contact person
- Phone number and e-mail of contact person
- Number of students and grade level
- Any special considerations or special needs
- Craft/activity requests (requiring additional fees)
- Method of payment (cash, check, purchase order, or credit card)



2. After booking a fieldtrip, you will receive a confirmation e-mail about your reservation.
3. We strongly suggest that teachers schedule a **FREE** visit to S'edav Va'aki Museum to prepare for their future fieldtrip. They may bring one additional guest for free admission. Teachers are required to call a minimum of 2 weeks before their visit to confirm their reservation. Please download an Education Invitation Letter at the link below and bring a copy with you.

<https://www.phoenix.gov/administration/departments/sedav-vaaki/education/resources>

4. S'edav Va'aki Museum also offers virtual programs for pre/post visit content, which include educational videos and activities. The videos can be found on the virtual programming page of our website at:

<https://www.phoenix.gov/administration/departments/sedav-vaaki/education/virtual-programming>



Accommodations

Our museum is dedicated to creating a safe and comfortable environment for all of our guests, including those with neurodivergent needs. Please let us know ahead of time if anyone visiting the museum during your field trip may require an accommodation. We will try our best to ensure that all of our guests feel that their needs are being met. S'edav Va'aki Museum staff and volunteers understand that museums can be overwhelming for some. We offer Discovery Backpacks (9 available, limit of 18 students) at the front desk, that include noise cancelling headphones, fidget toys and other engaging activities. Guests can borrow these backpacks for the time of their visit at no additional cost.

In the effort to create a space where all feel included and welcomed, S'edav Va'aki Museum offers a variety of accommodations for guests with disabilities. This includes electronic doors (ADA push button operated), an ADA accessible outdoor trail, closed captioning on informational videos, and two manual wheelchairs. Wheelchairs are available free of charge on a first-come, first-served basis. Please let us know ahead of time if anyone visiting the museum during your field trip may require an accommodation.

For any accommodation requests or concerns,
please email us at syveducation@phoenix.gov or call us at (602) 495-0901,
Monday, Thursday and Friday from 9 a.m. to 4 p.m.

School Field Trip Fees

Admission Fees	
Student	\$3/person
Teacher / Chaperone	\$13/person

Adult to Student entry ratio is 1:7
For every 7 students, 1 Teacher/Chaperone is required.

For example:

7 students require 1 chaperone
20 students require 3 chaperones
30 students require 4 chaperones
60 students require 8 chaperones



For every 7 students, 1 chaperone or teacher will be granted free admission into the museum. If there are more chaperones in your group than the ratio allows for free entry, you will need to pay the \$13.00 adult museum admission fee.

Please note: On the day of your field trip, the number of chaperones/teachers who receive admission will be based on the number of students you actually bring.

*Activities and crafts are available for an additional fee. These must be ordered when a group reservation is made. Please see next page for prices.

Payments

- Purchase Order payments MUST be received **two weeks** prior to your visit.
- Payments can be made in advance OR on the day of your visit via cash, check or credit cards. (Make checks payable to: City of Phoenix)



Additional Activities:

Craft Kits - \$2 per student

(Craft Kit prices will increase during the 2026-2027 academic school year)

Kit requests must be made during initial field trip reservations. Kits will be packaged for easy assembly back at school. Each kit also includes an educational PowerPoint and instructions. Onsite crafts require a special reservation. Types of craft activities are listed on the next page.

Discovery Backpacks - Free (9 backpacks available, activity limit 18 students)

Discovery Backpacks encourage guests to explore the museum and site through hands-on learning. The backpack contents are intended to foster inclusion for guests of all ages and neurodiverse abilities, spark interest, and be entertaining, as well as educational. Materials inside the backpacks include information about water, architecture, mapping, geology, and local fauna. Contact us if you would like to learn more. This activity is done as you do your self-guided visit.

Detective Archaeology - \$5 per student (Limit 15 students at a time)

Put away your shovel and put on your detective hat! There is more to archaeology than just digging. The artifacts uncovered tell a story about the past. Using real artifacts, students will gather on a reconstructed pit house floor and learn how archaeologists piece together clues about past cultures. This activity adds 30-45 minutes to your visit.

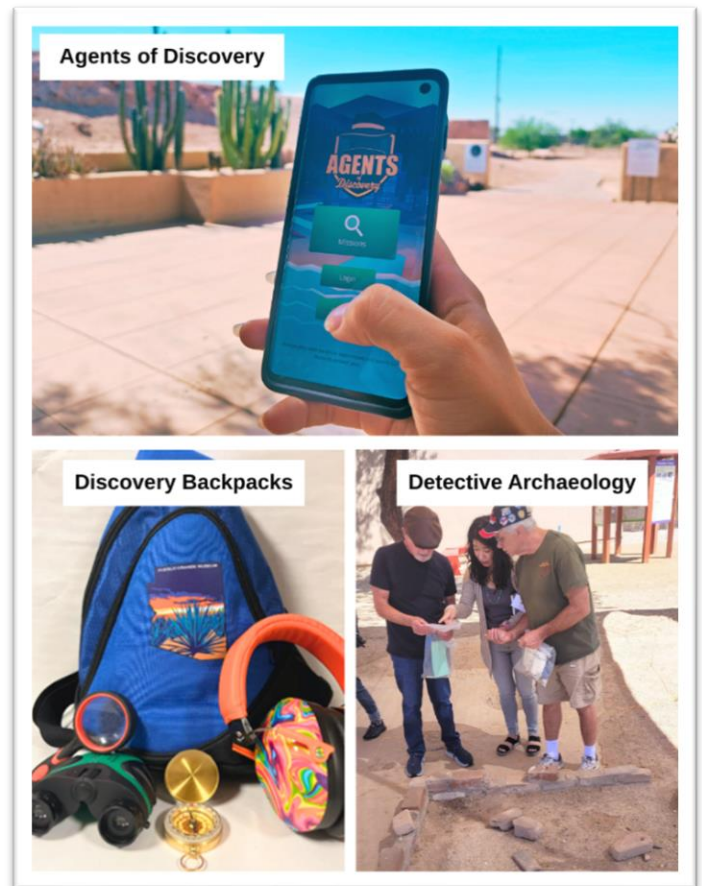
Agents of Discovery - Free

Using your own smart phone or tablet, learn about the Ancestral Sonoran Desert People through this educational, interactive augmented reality (AR) game. Walk around the S'edav Va'aki site and find challenges to solve with Agent Quinn a Gambel's Quail.

Must download app prior to visit.

To get started:

1. Download the Agents of Discovery game on your mobile device.
Find it for free on **Apple App Store** and **Google Play Store**.
2. Search and download the S'edav Va'aki Mission.



Craft Activities

(Craft Kit prices will increase during the 2026 academic school year)

The Museum offers a wide range of Native American inspired craft activities. These crafts supplement topics learned by your students during their visit. If you are interested in any of the crafts below, please let us know when you schedule your field trip. Craft activities are \$2.00/craft per student.

Shell Jewelry (K - 1st grade)

The Ancestral Sonoran Desert People traded for marine shell with people in the Gulf of Mexico and along the California coast. The shells would then be decorated. Create a design on a printed paper shell shape that will be put on string to simulate the traditional craft of shell decorating. Time: 30 minutes (including instruction/demonstration)

Sandpaper Pictographs (K – 1st grade) Did you know the Ancestral Sonoran Desert People made special designs on rocks called pictographs? Learn about these rare works of art as you create your own. Time: 30 minutes (including instruction/ demonstration)

Embellished Desert Tortoise

(1st - 3rd grade)

Tortoises have lived on earth since the Miocene Epoch, and their shells have been critical to their survival. Create a desert tortoise out of card stock with an embellished shell using yarn, markers, and glitter. Time: 30 minutes (including instruction/demonstration)

Pony Bead Corn (1st - 4th grade)

Corn is one of the most important and widely grown crops in the world. Did you know that all corn arose from a single domestication approximately 9,000 years ago? Learn about this amazing crop as you make your own pony bead corn on the cob. Time: 30-40 minutes (including discussion and instruction)

Plaster Petroglyphs (3rd- 6th grade)

Students create their own petroglyphs with prehistoric design elements. Time: 30-40 minutes (including discussion and design time)

Prehistoric Pottery (3rd - 6th grade)

Learn about prehistoric pottery making techniques of the Southwest. Students will make their very own coil or pinch pot! Time: 30-40 minutes (including discussion and instruction)

Yucca and Agave Inspired Cordage (only for 6th grade and up)

Students learn the traditional craft of making a two-strand cord. Create a bracelet using the raffia cordage & beads. Time: 30-40 minutes (including discussion and design time)



Site Introduction

The introduction summarizes the significance of the S'edav Va'aki site and the Ancestral Sonoran Desert People who lived at this location. It also addresses the connection the site has to the O'Odham and Piipaash peoples. Exploration of the outdoor interpretive trail and museum galleries is self-guided.

- Introductions start promptly at 10:00 a.m. and will take roughly 15 minutes. If you arrive early, after checking in, you are welcome to do a portion of your self-guided visit whilst you wait.
- If you are over half an hour late for your visit, we will not be able to offer an introduction.
- Groups of more than sixty (60) students require special approval prior to your visit. Large groups require more time for their Site Introduction and visit in general, due to occupancy capacities. Please inquire when making your reservation.




Lunch

We have picnic tables that seat up to 75 people, available on a first come, first serve basis. There are no food services or vending machines on site.



The Day of Your Field Trip

- **Cultural Awareness** – To teachers with Native American students, please inform their parent/guardian in advance that their child will be visiting an ancestral site.
- Upon arrival, please have the group form a single-file line on the walkway in front of the museum to allow room for other guests to walk by. **Have a teacher check in at the front desk to pay and report on the number of students and the number of adults attending.**
- Please have no more than 30 children inside the museum at the same time due to the limited space.
- Restrooms are in the museum lobby. Only 5 children are allowed inside the restroom at the same time and must be monitored by a chaperone or teacher.
- If you requested a site introduction, it will take place at 10:00 a.m.
- You will be shown where items, such as lunches, may be stored. This is an unsecured location, so no personal items should be left unattended.
- Chaperones must always remain with their group. It is the responsibility of chaperones (and teachers) to maintain orderly student conduct and assist with the activities. Please remember this is a sacred site for many other visitors.
- Please ensure all guests stay on the trail and do not climb walls or move stones.
- It is highly encouraged for everyone to wear hats, closed-toed shoes, and bring bottled water when using the trail.
- Do not move or remove any artifacts.
- No food is allowed inside the museum.
- Drinks must have a closeable lid.
- The museum and outdoor interpretive trail are ADA accessible.



Frequently Asked Questions

How long do field trips last?

Approximately 1.5 - 2 hours.

How long is the Interpretive Mound Trail?

2/3 of a mile loop, 1/2 mile with short cut. It is wheelchair accessible.

How many people can the picnic tables accommodate?

75 people.

Where are the restrooms located?

They are in the museum lobby.

What if our group is delayed and we miss our field trip time?

If you are going to be late, please call! Welcome and introduction begins promptly at 10:00 a.m. If you miss this time, you can still do your self-guided visit. If you are late, all crafts will be provided as a take-home activity. If you miss your time completely, you can call to reschedule.

Do the field trips and activities meet Arizona Academic Standards?

Yes, you can find them on our website at:

<https://www.phoenix.gov/administration/departments/sedav-vaaki/education/resources>

Cancellations

Please call and notify us as soon as possible at (602) 495-0901. This allows us to make the date available to other school groups.



Bus Parking Information

S'edav Va'aki Museum

4619 East Washington Street

Phoenix, Arizona 85034

(Located on the southeast corner of 44th Street & Washington Street)

Washington Street

Park Entrance

1

Bus drop-off and pick-up area only

Please do not block pedestrian walkway

Buses cannot be parked here.

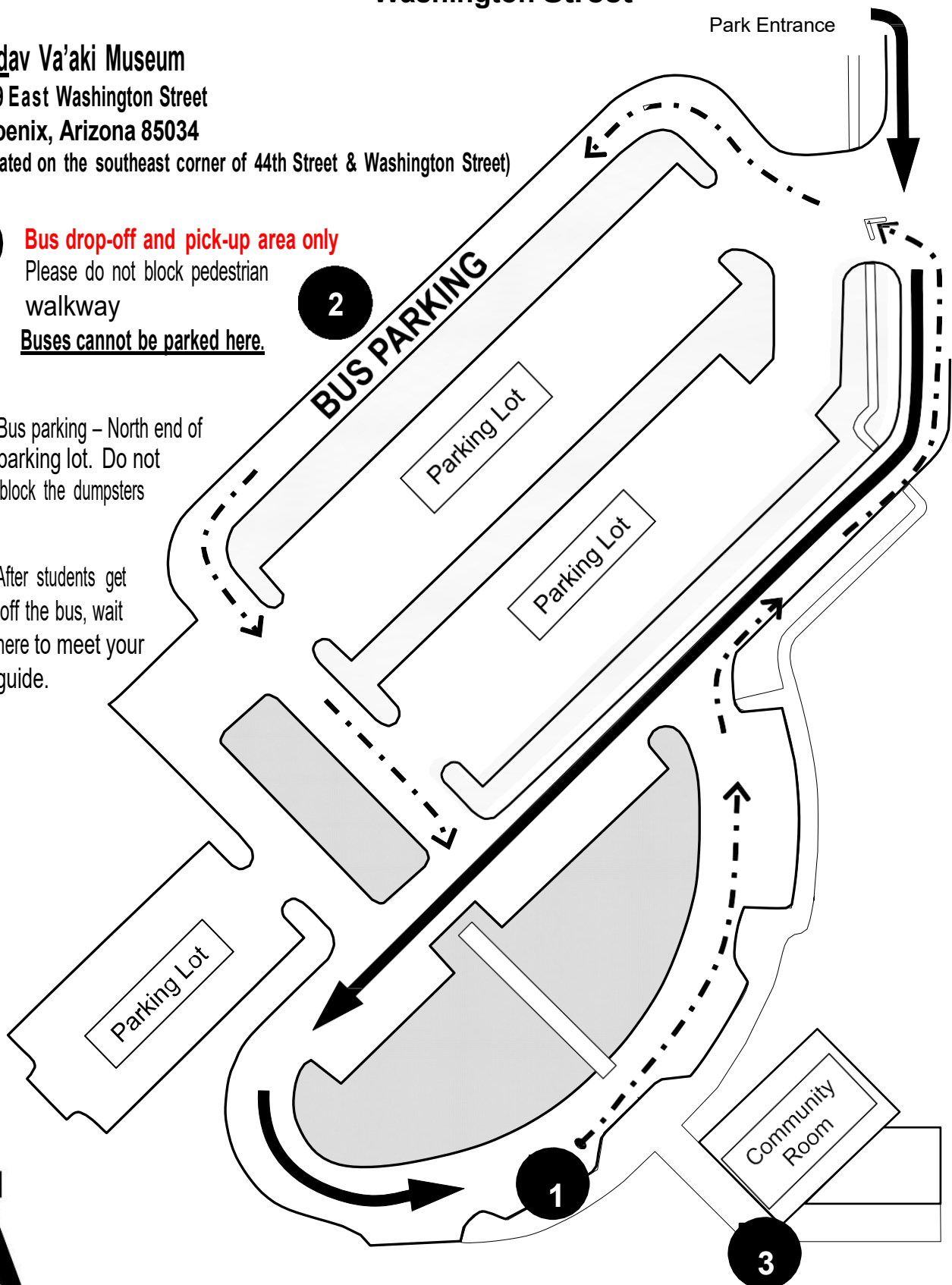
2

2

Bus parking – North end of parking lot. Do not block the dumpsters

3

After students get off the bus, wait here to meet your guide.



State Standards for Introductions

Arizona Academic Standards in English Language Arts	
Third Grade	Fourth Grade
Speaking and Listening	Speaking and Listening
3.SL.1	4.SL.1
3.SL.2	4.SL.2
3.SL.3	4.SL.3
3.SL.4	4.SL.4
3.SL.6	4.SL.6

Arizona Academic Standards in Social Science and History			
Third Grade			
Disciplinary Skills and Processes	Economics	Geography	History
3.SP1.1	3.E1.1	3.G1.1	3.H1.1
3.SP1.2	3.E2.2	3.G1.1	3.H2.2
3.SP1.3		3.G3.1	3.H3.2
3.SP3.1		3.G4.1	
3.SP3.4			
3.SP3.5			

Arizona Academic Standards in Social Science and History			
Fourth Grade			
Disciplinary Skills and Processes	Economics	Geography	History
4.SP1.1	4.E2.1	4.G1.1	4.H1.1
4.SP1.2	4.E3.1	4.G2.1	4.H3.1
4.SP1.3		4.G3.1	
4.SP2.2		4.G4.1	
4.SP3.1			
4.SP3.2			
4.SP3.3			