



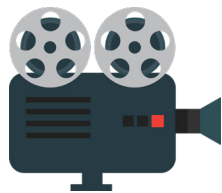
FILM PHOENIX

2020 ECONOMIC IMPACT REPORT

FILM PRODUCTION IN GREATER PHOENIX



586
PROJECTS



1,012
SHOOT DAYS



2,037
LOCAL CREW



751
LOCAL TALENT



994
HOTEL NIGHTS

WITH A **TOTAL** SPENDING OF **\$ 11M**

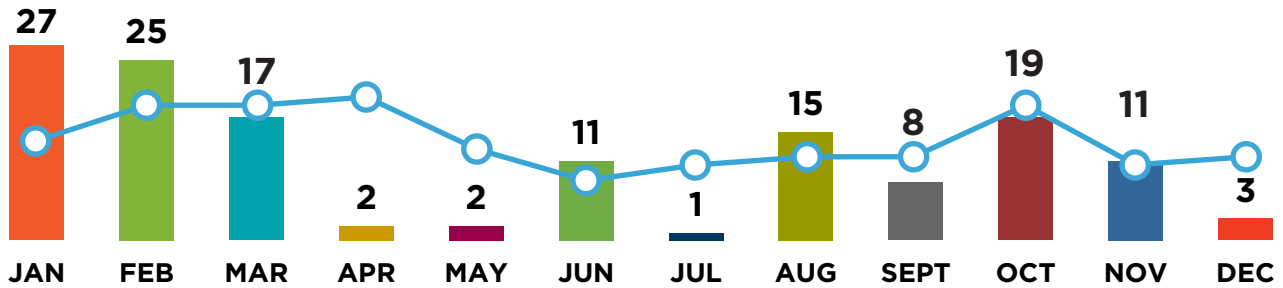
	PROJECTS	SHOOT DAYS	SPENDING	LOCAL CREW	LOCAL TALENT	HOTEL NIGHTS
COMMERCIALS	142	263	\$6,717,683	1,126	334	501
DOCUMENTARY	6	7	\$31,840	14	9	1
INDUSTRIAL/CORPORATE	117	153	\$1,326,595	274	79	16
FEATURE FILM/INDIE	13	77	\$369,236	131	129	42
MUSIC VIDEO	31	73	\$161,605	79	31	7
SOCIAL MEDIA/WEBCAST	35	68	\$250,331	49	15	25
STILL PHOTOGRAPHY	212	273	\$1,414,768	199	122	312
TELEVISION	30	98	\$744,137	165	32	90
ALL OTHERS	37	33	\$316,356	137	63	39
TOTALS	586	1,012	\$11,016,194	2,037	751	994
				2,788		

2020 COVID IMPACT

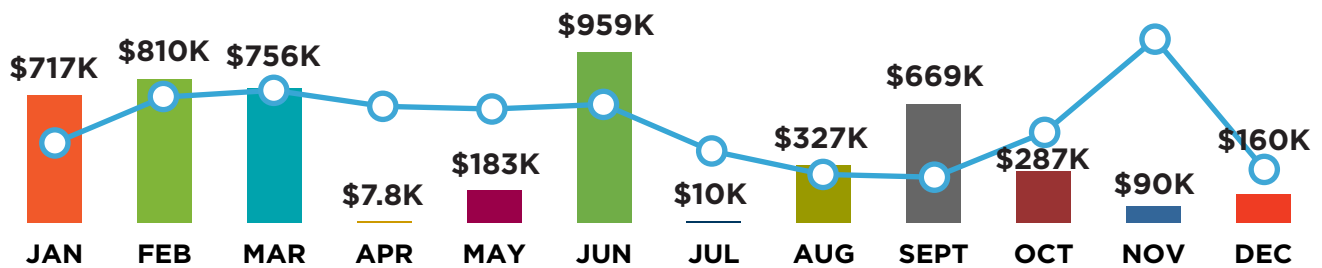
LEGEND

—○— 5-yr Avg. (2015-2020)

Inquiries Received



Budget Spent



Permits Issued

