


2021-2022 ECONOMIC IMPACT REPORT

	PROJECTS	SHOOT DAYS	SPENDING	LOCAL CREW	LOCAL TALENT	HOTEL NIGHTS
COMMERCIALS	142	282	\$10,509,098	1,783	763	653
DOCUMENTARY	20	71	\$312,049	138	23	54
INDUSTRIAL/CORPORATE	143	211	\$1,147,631	225	57	214
FEATURE FILM/INDIE	27	93	\$1,391,796	182	182	96
MUSIC VIDEO	9	15	\$114,063	12	15	5
SOCIAL MEDIA/WEBCAST	101	146	\$881,577	272	100	25
STILL PHOTOGRAPHY	103	158	\$1,232,189	196	224	169
TELEVISION	37	113	\$915,128	150	89	158
ALL OTHERS	114	158	\$756,048	99	55	51
TOTALS	696	1,246	\$17,259,579	3,057	1,508	1,425
				4,565		




WITH A **TOTAL**
SPENDING OF

\$17.2M

FILM PRODUCTION IN GREATER PHOENIX




696
PROJECTS



1,246
SHOOT DAYS



3,057
LOCAL CREW



1,508
LOCAL TALENT



1,425
HOTEL NIGHTS