

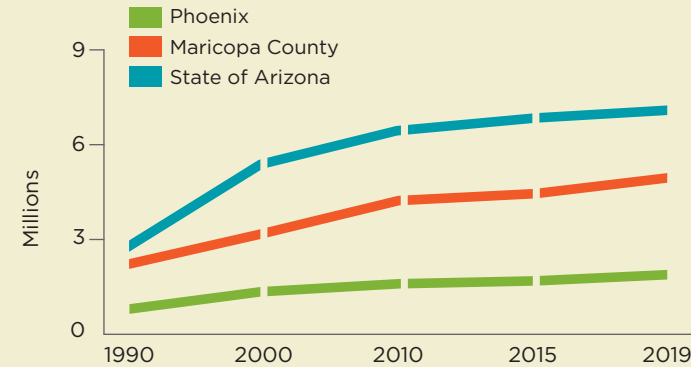
Phoenix Population



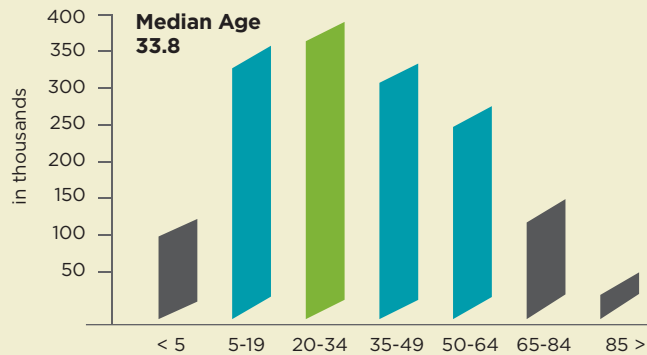
City of Phoenix
Community and Economic Development
200 W. Washington St., 20th Floor | Phoenix, AZ 85003
Phoenix.gov/EconDev | 602-262-5040

| | PHOENIX | MARICOPA COUNTY | STATE OF ARIZONA |
|-------------|-----------|-----------------|------------------|
| 1990 | 987,285 | 2,130,400 | 2,680,800 |
| 2000 | 1,321,045 | 3,072,149 | 5,130,632 |
| 2010 | 1,446,691 | 3,817,365 | 6,392,288 |
| 2015 | 1,514,208 | 4,018,143 | 6,641,928 |
| 2019 | 1,633,017 | 4,328,810 | 7,050,299 |

Source: U.S. Census Bureau, ACS 2019 5-year Estimates.

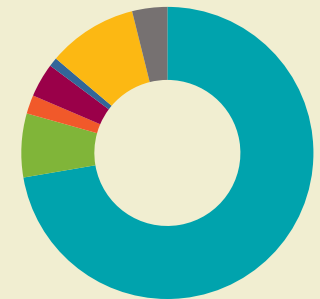
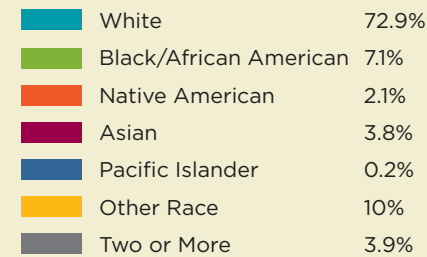


POPULATION BY AGE



Source: U.S. Census Bureau, ACS 2019 5-year Estimates.

POPULATION BY RACE



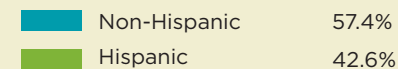
Source: U.S. Census Bureau, ACS 2019 5-year Estimates.

HOUSEHOLD INCOME

| | COUNT | % SHARE |
|-------------------------|-----------------|---------|
| Households | 565,823 | |
| Median HH Income | \$57,459 | |
| Less than \$25,000 | 111,467 | 19.7 |
| \$25,000 to \$50,000 | 134,666 | 23.8 |
| \$50,000 to \$100,000 | 175,971 | 31.1 |
| Greater than \$100,000 | 144,285 | 25.5 |

Source: U.S. Census Bureau, ACS 2019 5-year Estimates.

POPULATION BY ETHNICITY



Source: U.S. Census Bureau, ACS 2019 5-year Estimates.