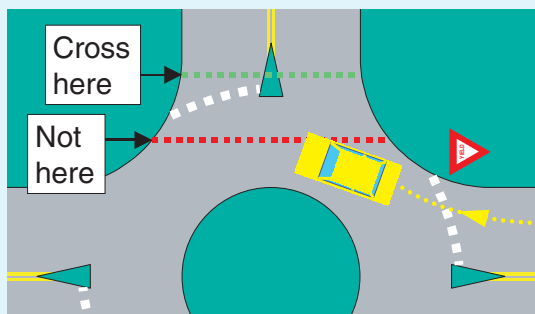


What should I do if I encounter a traffic circle while walking or bicycling?

- Be aware that drivers move out of their normal travel paths near circles. They may occupy space near the curb normally used by cyclists or pedestrians.
- Cross streets safely on foot by moving away from the intersection and out of vehicles' paths. Pedestrians have the right of way when crossing in a crosswalk, but not all motorists know that, so use caution. When traffic is heavy, cross half the street at a time.



- Stay clear of the circular island. Drivers circulating around the island have the right of way, and those drivers aren't expecting pedestrians in the intersection.
- Cyclists may carefully merge into traffic and follow the same rules of the road as motor vehicles. Autos and bicycles travel about the same speed around circles, which helps promote safety. Alternatively, cyclists may dismount and walk their bikes across the streets, following the same rules of the road as pedestrians.



Traffic circles and roundabouts can safely and effectively control traffic at many types of intersections, while also enhancing neighborhoods' aesthetics.



City of Phoenix

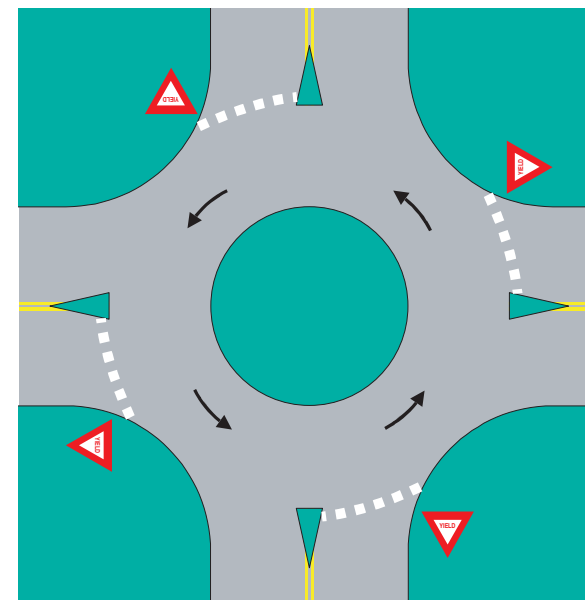


Street Transportation Department
Traffic Operations Division
200 West Washington St., 6th Floor
Phoenix, AZ 85003-1611
602-262-6284
TTY: 602-534-5500

Alternate formats are available upon request.

Your guide to

Traffic Circles and Roundabouts



City of Phoenix

What is a traffic circle?

Traffic circles are a way to control traffic at intersections. They are an alternative to other types of intersection traffic controls, such as STOP signs or traffic signals. Traffic circles include a large circular island in the center of the intersection and YIELD signs on each approach. The devices are common in some parts of the world but rare in the United States.

Where are traffic circles used?

Traffic circles typically are used in neighborhoods on streets with little traffic. *Roundabouts* are special kinds of traffic circles. They are usually larger and can control traffic effectively at intersections on busy arterial streets.

Why are traffic circles desirable?

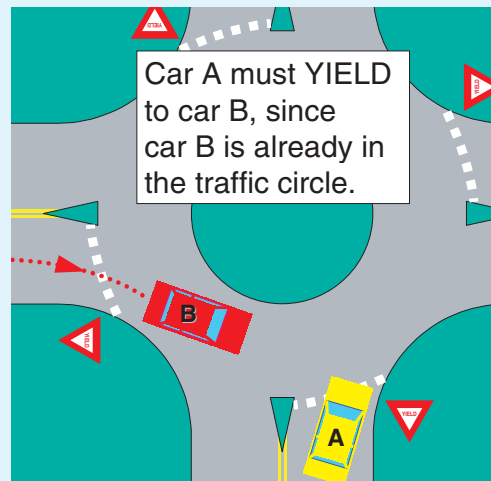
Traffic circles have several advantages over other forms of intersection control:

- Intersections with traffic circles are safer than those with STOP or YIELD signs. Likewise, roundabouts average about half as many collisions as intersections with traffic signals.
- Since traffic is not required to come to a complete stop, drivers have shorter delays than at STOP- or signal-controlled intersections.
- No one street or approach has priority, so all drivers must slow down when approaching a traffic circle, promoting slower speeds on both streets.

As a driver, what should I do when I get to a traffic circle?

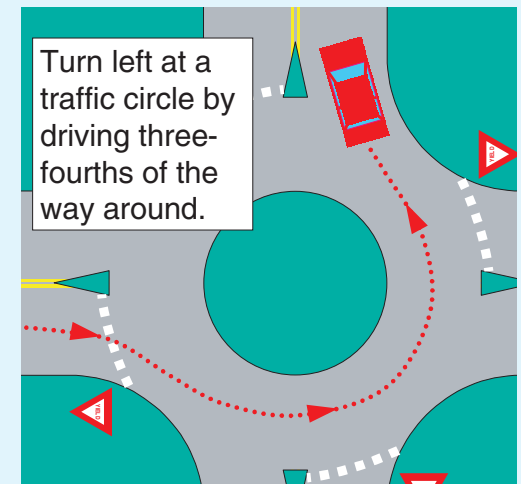
Driving a traffic circle may seem unusual at first, but with practice, it will become second nature. These tips will help you become an expert at navigating traffic circles.

- *Slow down.* You don't need to stop unless traffic conditions warrant.
- *Yield to pedestrians* crossing your path as you enter and exit the circle.
- *Look to your left.* Vehicles already circulating around the traffic circle have the right of way, so wait for an adequate gap in traffic and then carefully proceed into the intersection.



- *Use your turn signal* to alert other road users if you intend to turn.

- *Keep to the right of the circle* no matter which way you're going. Go around the circle as far as you need to before leaving the intersection.
- *Never shortcut* by turning left in front of the circle. This could surprise other drivers, pedestrians, and bicyclists, and it could get you a ticket.



- *Watch for large vehicles*, like buses and semi trucks. Large vehicles may not be able to navigate traffic circles as easily as passenger cars.
- All approaches to the intersection have the same priority, so no matter which direction you're coming from, yield to traffic already in the circle.