2013 Industrial Pretreatment Annual Report

Glendale • Mesa • Phoenix • Scottsdale • Tempe • Gilbert

ARIZONA

City of Phoenix
WATER SERVICES DEPARTMENT
ENVIRONMENTAL SERVICES DIVISION
Quality Reliability Value

February 28, 2014

FEDERAL EXPRESS

Mr. Galileo Gutierrez
State Pretreatment Coordinator
Water Quality Utility Field Service Unit
Arizona Department of Environmental Quality
1110 West Washington Street Mail Code: 5415B-1
Phoenix, Arizona 85007-2952

Dear Mr. Gutierrez:

Re: **AZPDES Permit AZ0020559 – 23rd Avenue Wastewater Treatment Plant**
NPDES Permit AZ0020524 – 91st Avenue Wastewater Treatment Plant
AZPDES Permit AZ0024465 – Cave Creek Water Reclamation Plant
Industrial Pretreatment Programs Annual Report

We are pleased to submit the Industrial Pretreatment Annual Report (Report) for the 23rd Avenue and 91st Avenue Wastewater Treatment Plants, and the Cave Creek Water Reclamation Plant. Once again we are submitting a consolidated Report for all three plants. The Report covers the reporting period beginning on January 1, 2013 and ending on December 31, 2013 and includes information required by the National Pollutant Discharge Elimination System Permit, effective July 1, 2010; the Arizona Pollutant Discharge Elimination System Permit, effective March 31, 2009; and the Arizona Pollutant Discharge Elimination System Permit, effective May 7, 2009.

In addition to the City of Phoenix, this Report also includes Significant Industrial User compliance information from the Cities of Glendale, Mesa, Scottsdale, Tempe, and the Town of Gilbert.

Sincerely,

Kathryn Sorensen
Water Services Department Director

Enclosure

c: Amelia Whitson, EPA
Ken Morgan, Town of Gilbert
Craig Johnson, City of Glendale
Dan Cleavenger, City of Mesa
Brian Biesemeyer, City of Scottsdale
Marilyn DeRosa, City of Tempe
Linda Palumbo, City of Phoenix
Stephen L. Wetherell, City of Phoenix
Marji Dukowitz, City of Phoenix

PRETREATMENT PROGRAM ANNUAL REPORT

For the Year Ending December 31, 2013

for the
23rd Avenue Wastewater Treatment Plant
(AZPDES Permit № AZ0020559)
the
91st Avenue Wastewater Treatment Plant
(NPDES Permit № AZ0024465)
and the
Cave Creek Water Reclamation Plant
(NPDES Permit № AZ0024465)

PHOENIX, ARIZONA

TABLE OF CONTENTS

PART 1

WASTEWATER TREATMENT PLANTS &

THE SUBREGIONAL OPERATING GROUP (SROG)

WWTPs & SROG ..... SECTION 1.1

- INTRODUCTION
- SYSTEM MAP
- SUMMARY OF PRIORITY POLLUTANT RESULTS
- 23rd AVENUE WWTP PRIORITY POLLUTANTS
- 91st AVENUE WWTP PRIORITY POLLUTANTS
- UPSET, INTEFERENCE & PASSTHROUGH
- REVIEW OF LOCAL LIMITS

SIGNIFICANT NON-COMPLIANCE (SNC) ..... SECTION 1.2

- NUMERICAL HISTORY OF SIUs IN SNC
- GRAPHED HISTORY OF SIUs IN SNC
- SIUs IN SNC FOR 2013, TO BE PUBLISHED IN 2014
- 2013 NEWSPAPER PUBLICATION FOR 2012 SNCs

DEFINITIONS, LIMITS, AND FORMS ..... SECTION 1.3

- DEFINITIONS
- SROG LIMIT APPENDICES (EXCEPT TEMPE)
- TEMPE LIMIT APPENDICES
- GUIDE TO SIU COMPLIANCE STATUS REPORT FORM

PART 2

THE SROG CITY PRETREATMENT PROGRAMS

SECTIONS 2.1 THROUGH 2.6 EACH CONTAINS:

- CERTIFICATION STATEMENT(S)
- JURISDICTION DESCRIPTION
- PRETREATMENT PROGRAM CHANGES, P2, TRAINING, AND OTHER ACTIVITIES
- PRETREATMENT PROGRAM BUDGET & EXPENDITURES
- LIST OF SIUs
- SIU ADDITIONS, DELETIONS, AND NAME CHANGES
- ANNUAL PRETREATMENT PERFORMANCE SUMMARY
- INDIVIDUAL SIU COMPLIANCE STATUS REPORTS

CITY OF GLENDALE ..... SECTION 2.1

CITY OF MESA ..... SECTION 2.2

CITY OF PHOENIX ..... SECTION 2.3

CITY OF SCOTTSDALE ..... SECTION 2.4

CITY OF TEMPE ..... SECTION 2.5

TOWN OF GILBERT ..... SECTION 2.6

SECTION 1.1
WWTPs & SROG

Introduction

The Sub-Regional Operating Group (SROG)

The Sub-Regional Operating Group, or SROG, was formed in 1979 pursuant to a joint exercise of powers agreement (SROG Agreement) between the Cities of Glendale, Mesa, Phoenix, Scottsdale, Tempe, and the Towns of Gilbert and Youngtown to jointly own and operate the 23rd and 91st Avenue Wastewater Treatment Plants and their interceptor systems. The 23rd Avenue WWTP was part of the SROG system until it was removed in 1983 through an amendment to the SROG Agreement and currently services only the City of Phoenix. Gilbert sold its purchased capacity in the system to Mesa in 1981 and Youngtown sold its purchased capacity in the system to Phoenix in 1995. Physical changes to the system were completed in late 1995. With these changes there are now five current SROG members.

The SROG system currently consists of the 91st Avenue WWTP, Salt River Outfall (SRO) Interceptor, the Southern Avenue Interceptor (SAI), and the 99th Avenue Interceptor.

Intergovernmental agreements exist between SROG members and non-SROG jurisdictions which allow third parties to discharge to the SROG system. Agreements exist between the following jurisdictions:

- City of Phoenix - City of Mesa - Town of Gilbert
- City of Phoenix - City of Scottsdale - Town of Paradise Valley
- City of Phoenix - City of Tempe - Town of Guadalupe

In addition to the sewer service agreements above, the Cities of Glendale, Peoria, Phoenix, and Tolleson jointly own and operate the 99th Avenue Interceptor, a major trunk sewer in the west Valley serving both the 91st Avenue and Tolleson WWTPs.

Each of these agreements contains requirements for all parties to implement appropriate Industrial Pretreatment Programs within their own jurisdictions. This annual report summarizes the activities of the pretreatment programs for the Cities of Glendale, Mesa, Phoenix, Scottsdale, Tempe, and the Town of Gilbert.

91st Avenue Wastewater Treatment Plant

The original 91st Avenue WWTP, a 5 million gallon per day (mgd) cooperative venture between Glendale and Phoenix, was built in 1958. This plant was later replaced with a 45 mgd plant which was subsequently expanded in 1969, 1976, 1984, 1989, and 2009. Upon completion of the most recent expansion completed in February 2009, the plant has a certified treatment capacity of 204.5 mgd, and receives an average daily flow of 137.64 million gallons.

91st Avenue WWTP flow and loading allocations for each SROG city are as follows:

SROG City Allocations into 91st Avenue WWTP			
City	***Flow (mgd)***	***COD (lbs/day)***	***TSS (lbs/day)***
Glendale	13.20	103,000	61,600
Mesa	29.22	160,000	88,000
Phoenix	112.80	601,000	288,000
Scottsdale	20.25	115,000	88,000
Tempe	29.03	207,000	86,000
SROG	**204.50**	**1,186,000**	**611,600**

Tres Rios Ecosystem Restoration and Flood Control Project

The 91st Avenue WWTP delivers treated wastewater to the Tres Rios Ecosystem Restoration and Flood Control Project. The wetland complex removes nutrients and metals from the treated water. Reclaimed water from the plant is also currently delivered, via the Salt and Gila rivers, to the Buckeye Irrigation Company (BIC) for agricultural use, and via pipeline to Arizona Public Service's Palo Verde Nuclear Generating Station which uses this water for cooling purposes. The 91st Avenue WWTP consistently meets or exceeds all environmental standards.

In 1994, as part of a research project to determine if wetlands could polish effluent from the 91st Avenue WWTP so it could meet upcoming wastewater treatment regulations, Phoenix, in cooperation with SROG and the U.S. Bureau of Reclamation, created the Tres Rios Constructed Wetlands Demonstration Project. Another goal of the project was to restore the natural wildlife environment of the Salt River in that area. Because of the success achieved with the demonstration wetlands, a full scale wetland was designed and construction was completed with steady wastewater flow introduced in the spring of 2010. The full scale Tres Rios Ecosystem Restoration and Flood Control Project, which was 65% funded by the US Army Corp of Engineers and 35% funded by SROG, has improved and enhanced a 7-mile long, 1500 acre section of the Salt and Gila Rivers in southwestern Phoenix. Currently the Tres Rios Wetlands is open to members of the public on a special request basis. In the Spring of 2014, a portion of the constructed wetlands will be opened up for recreational uses, such as bird watching and picnicking.

23rd Avenue Wastewater Treatment Plant

The original 10 mgd 23rd Avenue WWTP, built in 1932, was expanded in 1946, 1962, and 1994. The plant was recertified following headworks modification and influent line reconstruction from 1994 to 1996, and currently has a treatment capacity of 63 mgd. 23rd Avenue WWTP currently receives an average daily flow of 31.02 million gallons. Reclaimed water from the 23rd Avenue WWTP is delivered to the Roosevelt Irrigation District (RID) for farming purposes. Although the 23rd Avenue WWTP currently services only the City of Phoenix, it was once part of the SROG system until it was removed in 1983 through an amendment to the SROG Agreement.

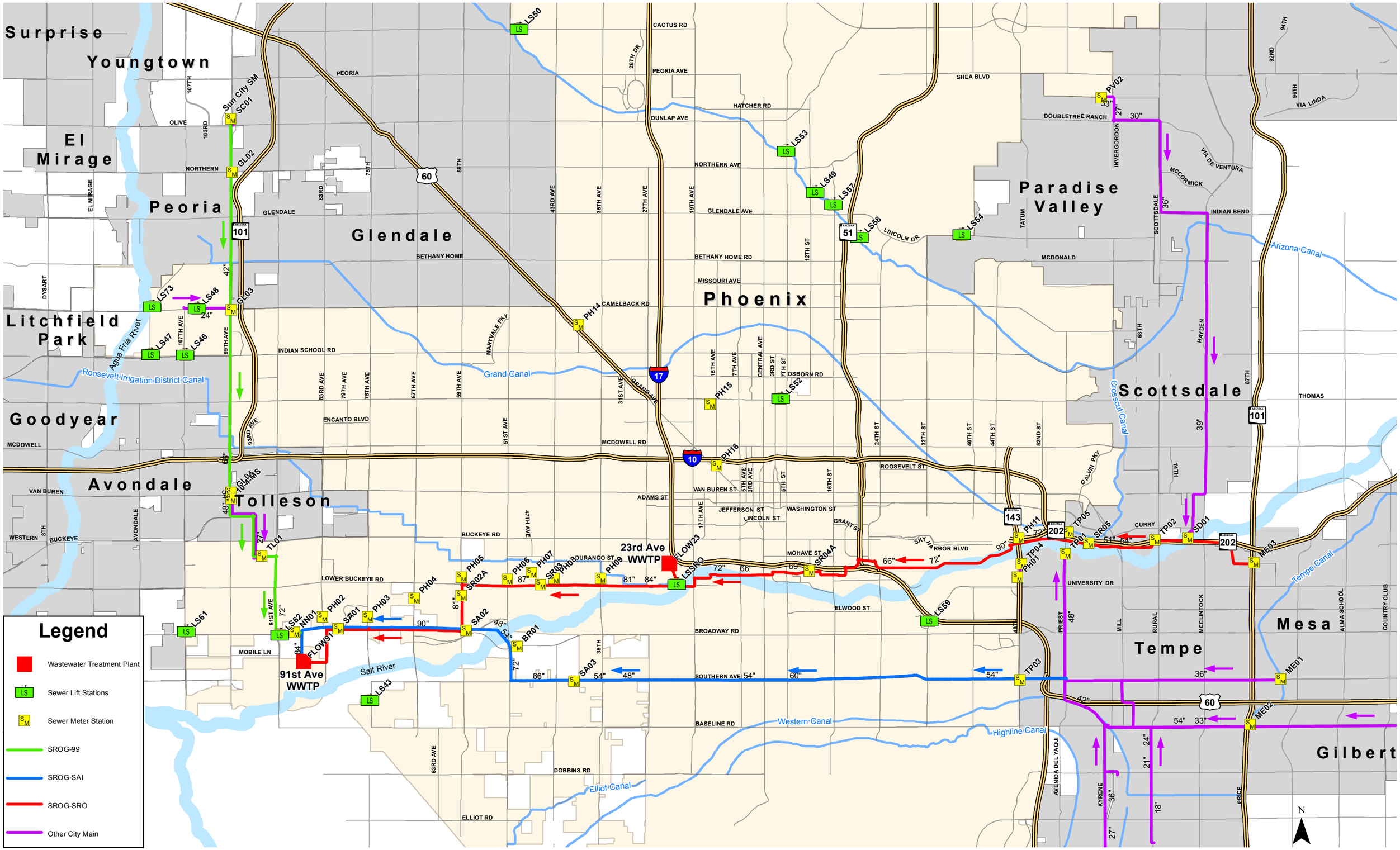

Created on Date: 02-07-2014
Data Source: COP Enterprise GIS
Created by: J. Adams
File Location: I:\Users\JAdams\NETWORK_PROJECTS\SROG MultiCity 2013 update\SROGMultiCity2014.mxd

WWTPs and Multi-City Joint Sewage Transmission Lines

Summary of Priority Pollutant Results

23rd Avenue Wastewater Treatment Plant
91st Avenue Wastewater Treatment Plant
Cave Creek Water Reclamation Plant

Part III Section F.4.a. of the 91st Avenue WWTP NPDES Permit and Part V Section A.4.b. of the 23rd Avenue WWTP AZPDES Permit require the following to be included within this annual report:

> *A summary of analytical results from representative, flow proportioned, 24-hour composite sampling of the POTW's influent and effluent for those pollutants identified under CWA section 307(a) which are known or suspected to be discharged by nondomestic users. This will consist of an annual full priority pollutant scan, with quarterly samples analyzed only for those pollutants detected in the full scan. Influent or effluent monitoring data shall be provided for nonpriority pollutants which the Cities believe may be causing or contributing to Interferences or Pass Through. All sampling and analysis required under this paragraph must be performed using the test methods specified under 40 CFR 136. Sampling and analysis for asbestos is not required. Sludge sampling and analyses are covered elsewhere in this permit.*

As required, a summary of analytical results for influent, effluent, and biosolids samples collected from the 23rd and 91st Avenue Wastewater Treatment Plants are presented in the following pages. No data is listed for the Cave Creek Water Reclamation Plant since the Plant did not discharge during 2013.

23rd Avenue Wastewater Treatment Plant

	Number of Observations	Number of Non-Detects	Average [1]	Maximum	Unit
1,1,1-trichloroethane					
Influent	4	4	All Non-Detect	-	ug/L
Effluent	4	4	All Non-Detect	-	ug/L
Digester Sludge	6	6	All Non-Detect	-	mg/kg Dry Wt
1,1,2-Trichloroethane					
Influent	4	4	All Non-Detect	-	ug/L
Effluent	4	4	All Non-Detect	-	ug/L
Digester Sludge	6	6	All Non-Detect	-	mg/kg Dry Wt
1,1-Dichloroethane					
Influent	4	4	All Non-Detect	-	ug/L
Effluent	4	4	All Non-Detect	-	ug/L
Digester Sludge	6	6	All Non-Detect	-	mg/kg Dry Wt
1,1-Dichloroethylene					
Influent	4	4	All Non-Detect	-	ug/L
Effluent	4	4	All Non-Detect	-	ug/L
Digester Sludge	6	6	All Non-Detect	-	mg/kg Dry Wt
1,2,4-Trichlorobenzene					
Influent	12	12	All Non-Detect	-	ug/L
Effluent	14	14	All Non-Detect	-	ug/L
Digester Sludge	7	7	All Non-Detect	-	mg/kg Dry Wt
1,2-Dichlorobenzene					
Influent	16	16	All Non-Detect	-	ug/L
Effluent	16	16	All Non-Detect	-	ug/L
Digester Sludge	7	7	All Non-Detect	-	mg/kg Dry Wt
1,2-Dichloroethane					
Influent	4	4	All Non-Detect	-	ug/L
Effluent	4	4	All Non-Detect	-	ug/L
Digester Sludge	6	6	All Non-Detect	-	mg/kg Dry Wt
1,2-Dichloropropane					
Influent	4	4	All Non-Detect	-	ug/L
Effluent	4	4	All Non-Detect	-	ug/L
Digester Sludge	6	6	All Non-Detect	-	mg/kg Dry Wt
1,2-Diphenylhydrazine					
Influent	12	12	All Non-Detect	-	ug/L
Effluent	12	12	All Non-Detect	-	ug/L
Digester Sludge	1	1	All Non-Detect	-	mg/kg Dry Wt
1,3-Dichlorobenzene					
Influent	16	16	All Non-Detect	-	ug/L
Effluent	16	16	All Non-Detect	-	ug/L
Digester Sludge	7	7	All Non-Detect	-	mg/kg Dry Wt
1,3-Dichloropropene					
Influent	4	4	All Non-Detect	-	ug/L
Effluent	9	9	All Non-Detect	-	ug/L
Digester Sludge	6	6	All Non-Detect	-	mg/kg Dry Wt

23rd Avenue Wastewater Treatment Plant

	Number of Observations	Number of Non-Detects	Average [1]	Maximum	Unit
1,4-Dichlorobenzene					
Influent	16	15	1.5	1.5	ug/L
Effluent	16	16	All Non-Detect	-	ug/L
Digester Sludge	7	7	All Non-Detect	-	mg/kg Dry Wt
2,4,6-Trichlorophenol					
Influent	12	12	All Non-Detect	-	ug/L
Effluent	12	12	All Non-Detect	-	ug/L
Digester Sludge	1	1	All Non-Detect	-	mg/kg Dry Wt
2,4-Dichlorophenol					
Influent	12	12	All Non-Detect	-	ug/L
Effluent	12	12	All Non-Detect	-	ug/L
Digester Sludge	1	1	All Non-Detect	-	mg/kg Dry Wt
2,4-Dimethylphenol					
Influent	12	12	All Non-Detect	-	ug/L
Effluent	12	11	2.5	2.5	ug/L
Digester Sludge	1	1	All Non-Detect	-	mg/kg Dry Wt
2,4-Dinitrophenol					
Influent	12	12	All Non-Detect	-	ug/L
Effluent	12	12	All Non-Detect	-	ug/L
Digester Sludge	1	1	All Non-Detect	-	mg/kg Dry Wt
2,4-Dinitrotoluene					
Influent	12	12	All Non-Detect	-	ug/L
Effluent	12	12	All Non-Detect	-	ug/L
Digester Sludge	1	1	All Non-Detect	-	mg/kg Dry Wt
2,6-Dinitrotoluene					
Influent	12	12	All Non-Detect	-	ug/L
Effluent	12	12	All Non-Detect	-	ug/L
Digester Sludge	1	1	All Non-Detect	-	mg/kg Dry Wt
2-Chloroethylvinyl ether					
Influent	2	2	All Non-Detect	-	ug/L
Effluent	2	2	All Non-Detect	-	ug/L
Digester Sludge	5	5	All Non-Detect	-	mg/kg Dry Wt
2-Chloronaphthalene					
Influent	12	12	All Non-Detect	-	ug/L
Effluent	12	12	All Non-Detect	-	ug/L
Digester Sludge	1	1	All Non-Detect	-	mg/kg Dry Wt
2-Chlorophenol					
Influent	12	12	All Non-Detect	-	ug/L
Effluent	12	12	All Non-Detect	-	ug/L
Digester Sludge	1	1	All Non-Detect	-	mg/kg Dry Wt
2-Methyl-4,6-dinitrophenol					
Influent	12	12	All Non-Detect	-	ug/L
Effluent	12	12	All Non-Detect	-	ug/L
Digester Sludge	1	1	All Non-Detect	-	mg/kg Dry Wt

23rd Avenue Wastewater Treatment Plant

	Number of Observations	Number of Non-Detects	Average [1]	Maximum	Unit
2-Nitrophenol					
Influent	12	12	All Non-Detect	-	ug/L
Effluent	12	12	All Non-Detect	-	ug/L
Digester Sludge	1	1	All Non-Detect	-	mg/kg Dry Wt
3,3'-Dichlorobenzidine					
Influent	12	12	All Non-Detect	-	ug/L
Effluent	12	12	All Non-Detect	-	ug/L
Digester Sludge	1	1	All Non-Detect	-	mg/kg Dry Wt
4,4'-DDD					
Influent	12	11	0.044	0.044	ug/L
Effluent	14	14	All Non-Detect	-	ug/L
Digester Sludge	1	1	All Non-Detect	-	mg/kg Dry Wt
4,4'-DDE					
Influent	12	12	All Non-Detect	-	ug/L
Effluent	14	14	All Non-Detect	-	ug/L
Digester Sludge	1	1	All Non-Detect	-	mg/kg Dry Wt
4,4'-DDT					
Influent	12	12	All Non-Detect	-	ug/L
Effluent	14	14	All Non-Detect	-	ug/L
Digester Sludge	1	1	All Non-Detect	-	mg/kg Dry Wt
4-Bromophenyl phenyl ether					
Influent	12	12	All Non-Detect	-	ug/L
Effluent	12	12	All Non-Detect	-	ug/L
Digester Sludge	1	1	All Non-Detect	-	mg/kg Dry Wt
4-Chloro-3-methylphenol					
Influent	12	12	All Non-Detect	-	ug/L
Effluent	12	12	All Non-Detect	-	ug/L
Digester Sludge	1	1	All Non-Detect	-	mg/kg Dry Wt
4-Chlorophenyl phenyl ether					
Influent	12	12	All Non-Detect	-	ug/L
Effluent	12	12	All Non-Detect	-	ug/L
Digester Sludge	1	1	All Non-Detect	-	mg/kg Dry Wt
4-Nitrophenol					
Influent	12	12	All Non-Detect	-	ug/L
Effluent	12	12	All Non-Detect	-	ug/L
Digester Sludge	1	1	All Non-Detect	-	mg/kg Dry Wt
a-BHC					
Influent	12	12	All Non-Detect	-	ug/L
Effluent	12	12	All Non-Detect	-	ug/L
Digester Sludge	1	1	All Non-Detect	-	mg/kg Dry Wt
Acenaphthene					
Influent	12	12	All Non-Detect	-	ug/L
Effluent	12	12	All Non-Detect	-	ug/L
Digester Sludge	1	1	All Non-Detect	-	mg/kg Dry Wt

23rd Avenue Wastewater Treatment Plant

	Number of Observations	Number of Non-Detects	Average [1]	Maximum	Unit
Acenaphthylene					
Influent	12	12	All Non-Detect	-	ug/L
Effluent	12	12	All Non-Detect	-	ug/L
Digester Sludge	1	1	All Non-Detect	-	mg/kg Dry Wt
Acrolein					
Influent	2	2	All Non-Detect	-	ug/L
Effluent	2	2	All Non-Detect	-	ug/L
Digester Sludge	5	5	All Non-Detect	-	mg/kg Dry Wt
Acrylonitrile					
Influent	2	2	All Non-Detect	-	ug/L
Effluent	2	2	All Non-Detect	-	ug/L
Digester Sludge	5	5	All Non-Detect	-	mg/kg Dry Wt
Aldrin					
Influent	12	12	All Non-Detect	-	ug/L
Effluent	14	14	All Non-Detect	-	ug/L
Digester Sludge	1	1	All Non-Detect	-	mg/kg Dry Wt
Anthracene					
Influent	12	12	All Non-Detect	-	ug/L
Effluent	12	12	All Non-Detect	-	ug/L
Digester Sludge	1	1	All Non-Detect	-	mg/kg Dry Wt
Antimony					
Influent	12	0	0.0008	0.0011	mg/L
Effluent	12	0	0.00056	0.00066	mg/L
Digester Sludge	6	1	2.9	4.2	mg/kg Dry Wt
Arsenic					
Influent	12	0	0.0021	0.003	mg/L
Effluent	12	0	0.0013	0.0017	mg/L
Digester Sludge	6	0	4.8	5.5	mg/kg Dry Wt
b-BHC					
Influent	12	12	All Non-Detect	-	ug/L
Effluent	12	12	All Non-Detect	-	ug/L
Digester Sludge	1	1	All Non-Detect	-	mg/kg Dry Wt
Benzene					
Influent	4	4	All Non-Detect	-	ug/L
Effluent	4	4	All Non-Detect	-	ug/L
Digester Sludge	6	6	All Non-Detect	-	mg/kg Dry Wt
Benzidine					
Influent	12	12	All Non-Detect	-	ug/L
Effluent	12	12	All Non-Detect	-	ug/L
Digester Sludge	1	1	All Non-Detect	-	mg/kg Dry Wt
Benzo(a)anthracene					
Influent	12	12	All Non-Detect	-	ug/L
Effluent	12	12	All Non-Detect	-	ug/L
Digester Sludge	1	1	All Non-Detect	-	mg/kg Dry Wt

23rd Avenue Wastewater Treatment Plant

	Number of Observations	Number of Non-Detects	Average [1]	Maximum	Unit
Benzo(a)pyrene					
Influent	12	12	All Non-Detect	-	ug/L
Effluent	14	14	All Non-Detect	-	ug/L
Digester Sludge	1	1	All Non-Detect	-	mg/kg Dry Wt
Benzo(b)fluoranthene					
Influent	12	12	All Non-Detect	-	ug/L
Effluent	12	12	All Non-Detect	-	ug/L
Digester Sludge	1	1	All Non-Detect	-	mg/kg Dry Wt
Benzo(ghi)perylene					
Influent	12	12	All Non-Detect	-	ug/L
Effluent	12	12	All Non-Detect	-	ug/L
Digester Sludge	1	1	All Non-Detect	-	mg/kg Dry Wt
Benzo(k)fluoranthene					
Influent	12	12	All Non-Detect	-	ug/L
Effluent	12	12	All Non-Detect	-	ug/L
Digester Sludge	1	1	All Non-Detect	-	mg/kg Dry Wt
Beryllium					
Influent	12	12	All Non-Detect	-	mg/L
Effluent	12	12	All Non-Detect	-	mg/L
Digester Sludge	6	4	0.083	0.123	mg/kg Dry Wt
Bis(2-chloroethoxy)methane					
Influent	12	12	All Non-Detect	-	ug/L
Effluent	12	12	All Non-Detect	-	ug/L
Digester Sludge	1	1	All Non-Detect	-	mg/kg Dry Wt
Bis(2-chloroethyl)ether					
Influent	12	12	All Non-Detect	-	ug/L
Effluent	12	12	All Non-Detect	-	ug/L
Digester Sludge	1	1	All Non-Detect	-	mg/kg Dry Wt
Bis(2-chloroisopropyl)ether					
Influent	12	12	All Non-Detect	-	ug/L
Effluent	12	12	All Non-Detect	-	ug/L
Digester Sludge	1	1	All Non-Detect	-	mg/kg Dry Wt
Bis(2-ethylhexyl)phthalate					
Influent	12	12	All Non-Detect	-	ug/L
Effluent	14	14	All Non-Detect	-	ug/L
Digester Sludge	1	1	All Non-Detect	-	mg/kg Dry Wt
Bromoform					
Influent	4	3	2.9	2.9	ug/L
Effluent	4	1	1.1	1.8	ug/L
Digester Sludge	6	6	All Non-Detect	-	mg/kg Dry Wt
Butylbenzyl phthalate					
Influent	12	11	76.0	76	ug/L
Effluent	12	10	3.8	3.8	ug/L
Digester Sludge	1	1	All Non-Detect	-	mg/kg Dry Wt

23rd Avenue Wastewater Treatment Plant

	Number of Observations	Number of Non-Detects	Average [1]	Maximum	Unit
Cadmium					
Influent	12	7	0.0012	0.0023	mg/L
Effluent	13	11	0.0010	0.0014	mg/L
Digester Sludge	6	0	3.64	5.98	mg/kg Dry Wt
Carbon tetrachloride					
Influent	4	4	All Non-Detect	-	ug/L
Effluent	4	4	All Non-Detect	-	ug/L
Digester Sludge	6	6	All Non-Detect	-	mg/kg Dry Wt
Chlordane					
Influent	12	12	All Non-Detect	-	ug/L
Effluent	14	14	All Non-Detect	-	ug/L
Digester Sludge	1	1	All Non-Detect	-	mg/kg Dry Wt
Chlorobenzene					
Influent	4	4	All Non-Detect	-	ug/L
Effluent	4	4	All Non-Detect	-	ug/L
Digester Sludge	6	6	All Non-Detect	-	mg/kg Dry Wt
Chlorodibromomethane					
Influent	4	2	1.5	1.8	ug/L
Effluent	4	1	10	15	ug/L
Digester Sludge	6	6	All Non-Detect	-	mg/kg Dry Wt
Chloroethane					
Influent	4	4	All Non-Detect	-	ug/L
Effluent	4	4	All Non-Detect	-	ug/L
Digester Sludge	6	6	All Non-Detect	-	mg/kg Dry Wt
Chloroform					
Influent	4	0	4.5	5.3	ug/L
Effluent	4	0	16	22	ug/L
Digester Sludge	6	6	All Non-Detect	-	mg/kg Dry Wt
Chromium					
Influent	12	1	0.0141	0.0328	mg/L
Effluent	12	10	0.0023	0.0026	mg/L
Digester Sludge	6	0	121	203	mg/kg Dry Wt
Chrysene					
Influent	12	12	All Non-Detect	-	ug/L
Effluent	12	12	All Non-Detect	-	ug/L
Digester Sludge	1	1	All Non-Detect	-	mg/kg Dry Wt
Copper					
Influent	12	0	0.116	0.151	mg/L
Effluent	12	9	0.004	0.005	mg/L
Digester Sludge	6	0	818	927	mg/kg Dry Wt
Cyanide					
Influent	12	12	All Non-Detect	-	mg/L
Effluent	23	23	All Non-Detect	-	mg/L
Digester Sludge	6	4	5.4	8.5	mg/kg Dry Wt

23rd Avenue Wastewater Treatment Plant

	Number of Observations	Number of Non-Detects	Average [1]	Maximum	Unit
d-BHC					
Influent	12	10	0.078	0.079	ug/L
Effluent	12	11	0.092	0.092	ug/L
Digester Sludge	1	1	All Non-Detect	-	mg/kg Dry Wt
Dibenzo(a,h)anthracene					
Influent	12	12	All Non-Detect	-	ug/L
Effluent	12	12	All Non-Detect	-	ug/L
Digester Sludge	1	1	All Non-Detect	-	mg/kg Dry Wt
Dichlorobromomethane					
Influent	4	2	1.1	1.2	ug/L
Effluent	4	0	16	24	ug/L
Digester Sludge	6	6	All Non-Detect	-	mg/kg Dry Wt
Dieldrin					
Influent	12	12	All Non-Detect	-	ug/L
Effluent	14	14	All Non-Detect	-	ug/L
Digester Sludge	1	1	All Non-Detect	-	mg/kg Dry Wt
Diethyl phthalate					
Influent	12	12	All Non-Detect	-	ug/L
Effluent	12	12	All Non-Detect	-	ug/L
Digester Sludge	1	1	All Non-Detect	-	mg/kg Dry Wt
Dimethyl phthalate					
Influent	12	12	All Non-Detect	-	ug/L
Effluent	12	12	All Non-Detect	-	ug/L
Digester Sludge	1	1	All Non-Detect	-	mg/kg Dry Wt
Di-n-butylphthalate					
Influent	12	12	All Non-Detect	-	ug/L
Effluent	12	12	All Non-Detect	-	ug/L
Digester Sludge	1	1	All Non-Detect	-	mg/kg Dry Wt
Di-n-octylphthalate					
Influent	12	12	All Non-Detect	-	ug/L
Effluent	12	12	All Non-Detect	-	ug/L
Digester Sludge	1	1	All Non-Detect	-	mg/kg Dry Wt
Dioxin					
Influent	4	4	All Non-Detect	-	pG/L
Effluent	4	4	All Non-Detect	-	pG/L
Digester Sludge	1	1	All Non-Detect	-	mg/kg Dry Wt
Endosulfan I					
Influent	12	9	0.045	0.055	ug/L
Effluent	12	12	All Non-Detect	-	ug/L
Digester Sludge	1	1	All Non-Detect	-	mg/kg Dry Wt
Endosulfan II					
Influent	12	12	All Non-Detect	-	ug/L
Effluent	12	12	All Non-Detect	-	ug/L
Digester Sludge	1	1	All Non-Detect	-	mg/kg Dry Wt

23rd Avenue Wastewater Treatment Plant

	Number of Observations	Number of Non-Detects	Average [1]	Maximum	Unit
Endosulfan sulfate					
Influent	12	12	All Non-Detect	-	ug/L
Effluent	12	12	All Non-Detect	-	ug/L
Digester Sludge	1	1	All Non-Detect	-	mg/kg Dry Wt
Endrin					
Influent	12	12	All Non-Detect	-	ug/L
Effluent	15	15	All Non-Detect	-	ug/L
Digester Sludge	1	1	All Non-Detect	-	mg/kg Dry Wt
Endrin aldehyde					
Influent	12	12	All Non-Detect	-	ug/L
Effluent	12	12	All Non-Detect	-	ug/L
Digester Sludge	1	1	All Non-Detect	-	mg/kg Dry Wt
Ethylbenzene					
Influent	4	3	0.70	0.7	ug/L
Effluent	4	4	All Non-Detect	-	ug/L
Digester Sludge	6	6	All Non-Detect	-	mg/kg Dry Wt
Fluoranthene					
Influent	12	12	All Non-Detect	-	ug/L
Effluent	12	12	All Non-Detect	-	ug/L
Digester Sludge	1	1	All Non-Detect	-	mg/kg Dry Wt
Fluorene					
Influent	12	12	All Non-Detect	-	ug/L
Effluent	12	12	All Non-Detect	-	ug/L
Digester Sludge	1	1	All Non-Detect	-	mg/kg Dry Wt
g-BHC					
Influent	12	12	All Non-Detect	-	ug/L
Effluent	16	16	All Non-Detect	-	ug/L
Digester Sludge	1	1	All Non-Detect	-	mg/kg Dry Wt
Heptachlor					
Influent	12	12	All Non-Detect	-	ug/L
Effluent	16	15	0.099	0.099	ug/L
Digester Sludge	1	1	All Non-Detect	-	mg/kg Dry Wt
Heptachlor epoxide					
Influent	12	12	All Non-Detect	-	ug/L
Effluent	16	16	All Non-Detect	-	ug/L
Digester Sludge	1	1	All Non-Detect	-	mg/kg Dry Wt
Hexachlorobenzene					
Influent	12	12	All Non-Detect	-	ug/L
Effluent	14	14	All Non-Detect	-	ug/L
Digester Sludge	1	1	All Non-Detect	-	mg/kg Dry Wt
Hexachlorobutadiene					
Influent	12	12	All Non-Detect	-	ug/L
Effluent	14	14	All Non-Detect	-	ug/L
Digester Sludge	7	7	All Non-Detect	-	mg/kg Dry Wt

	Number of Observations	Number of Non-Detects	Average [1]	Maximum	Unit
Hexachlorocyclopentadiene					
Influent	12	12	All Non-Detect	-	ug/L
Effluent	14	14	All Non-Detect	-	ug/L
Digester Sludge	1	1	All Non-Detect	-	mg/kg Dry Wt
Hexachloroethane					
Influent	12	12	All Non-Detect	-	ug/L
Effluent	12	12	All Non-Detect	-	ug/L
Digester Sludge	1	1	All Non-Detect	-	mg/kg Dry Wt
Indeno(1,2,3-cd)pyrene					
Influent	12	12	All Non-Detect	-	ug/L
Effluent	12	12	All Non-Detect	-	ug/L
Digester Sludge	1	1	All Non-Detect	-	mg/kg Dry Wt
Isophorone					
Influent	12	12	All Non-Detect	-	ug/L
Effluent	12	12	All Non-Detect	-	ug/L
Digester Sludge	1	1	All Non-Detect	-	mg/kg Dry Wt
Lead					
Influent	12	1	0.012	0.019	mg/L
Effluent	24	11	0.006	0.008	mg/L
Digester Sludge	6	0	61.2	81.3	mg/kg Dry Wt
Mercury					
Influent	12	2	0.00009	0.00024	mg/L
Effluent	24	2	0.0000005	0.0000011	mg/L
Digester Sludge	6	0	1.32	1.92	mg/kg Dry Wt
Methyl bromide					
Influent	4	4	All Non-Detect	-	ug/L
Effluent	4	4	All Non-Detect	-	ug/L
Digester Sludge	6	6	All Non-Detect	-	mg/kg Dry Wt
Methyl chloride					
Influent	4	4	All Non-Detect	-	ug/L
Effluent	4	4	All Non-Detect	-	ug/L
Digester Sludge	6	6	All Non-Detect	-	mg/kg Dry Wt
Methylene chloride					
Influent	4	0	9	23	ug/L
Effluent	4	1	3.5	9.5	ug/L
Digester Sludge	6	6	All Non-Detect	-	mg/kg Dry Wt
Molybdenum *					
Influent	12	0	0.0108	0.017	mg/L
Effluent	12	0	0.0087	0.0114	mg/L
Digester Sludge	6	0	22.3	28.2	mg/kg Dry Wt
Naphthalene					
Influent	12	12	All Non-Detect	-	ug/L
Effluent	14	14	All Non-Detect	-	ug/L
Digester Sludge	7	7	All Non-Detect	-	mg/kg Dry Wt

23rd Avenue Wastewater Treatment Plant

	Number of Observations	Number of Non-Detects	Average [1]	Maximum	Unit
Nickel					
Influent	12	0	0.016	0.042	mg/L
Effluent	12	2	0.006	0.012	mg/L
Digester Sludge	6	0	67.6	81.1	mg/kg Dry Wt
Nitrobenzene					
Influent	12	12	All Non-Detect	-	ug/L
Effluent	12	12	All Non-Detect	-	ug/L
Digester Sludge	1	1	All Non-Detect	-	mg/kg Dry Wt
N-nitrosodimethylamine					
Influent	12	12	All Non-Detect	-	ug/L
Effluent	12	12	All Non-Detect	-	ug/L
Digester Sludge	1	1	All Non-Detect	-	mg/kg Dry Wt
N-nitrosodi-n-propylamine					
Influent	12	12	All Non-Detect	-	ug/L
Effluent	12	12	All Non-Detect	-	ug/L
Digester Sludge	1	1	All Non-Detect	-	mg/kg Dry Wt
N-nitrosodiphenylamine					
Influent	12	12	All Non-Detect	-	ug/L
Effluent	12	12	All Non-Detect	-	ug/L
Digester Sludge	1	1	All Non-Detect	-	mg/kg Dry Wt
PCB-1016					
Influent	12	12	All Non-Detect	-	ug/L
Effluent	14	14	All Non-Detect	-	ug/L
Digester Sludge	1	1	All Non-Detect	-	mg/kg Dry Wt
PCB-1221					
Influent	12	12	All Non-Detect	-	ug/L
Effluent	14	14	All Non-Detect	-	ug/L
Digester Sludge	1	1	All Non-Detect	-	mg/kg Dry Wt
PCB-1232					
Influent	12	12	All Non-Detect	-	ug/L
Effluent	14	14	All Non-Detect	-	ug/L
Digester Sludge	1	1	All Non-Detect	-	mg/kg Dry Wt
PCB-1242					
Influent	12	12	All Non-Detect	-	ug/L
Effluent	14	14	All Non-Detect	-	ug/L
Digester Sludge	1	1	All Non-Detect	-	mg/kg Dry Wt
PCB-1248					
Influent	12	12	All Non-Detect	-	ug/L
Effluent	14	14	All Non-Detect	-	ug/L
Digester Sludge	1	1	All Non-Detect	-	mg/kg Dry Wt
PCB-1254					
Influent	12	12	All Non-Detect	-	ug/L
Effluent	14	14	All Non-Detect	-	ug/L
Digester Sludge	1	1	All Non-Detect	-	mg/kg Dry Wt

23rd Avenue Wastewater Treatment Plant

	Number of Observations	Number of Non-Detects	Average [1]	Maximum	Unit
PCB-1260					
Influent	12	12	All Non-Detect	-	ug/L
Effluent	14	14	All Non-Detect	-	ug/L
Digester Sludge	1	1	All Non-Detect	-	mg/kg Dry Wt
Pentachlorophenol					
Influent	12	12	All Non-Detect	-	ug/L
Effluent	14	14	All Non-Detect	-	ug/L
Digester Sludge	1	1	All Non-Detect	-	mg/kg Dry Wt
Phenanthrene					
Influent	12	12	All Non-Detect	-	ug/L
Effluent	12	12	All Non-Detect	-	ug/L
Digester Sludge	1	1	All Non-Detect	-	mg/kg Dry Wt
Phenol					
Influent	12	6	51.7	59.7	ug/L
Effluent	12	10	7.4	10.2	ug/L
Digester Sludge	1	1	All Non-Detect	-	mg/kg Dry Wt
Pyrene					
Influent	12	12	All Non-Detect	-	ug/L
Effluent	12	12	All Non-Detect	-	ug/L
Digester Sludge	1	1	All Non-Detect	-	mg/kg Dry Wt
Selenium					
Influent	12	1	0.0016	0.003	mg/L
Effluent	24	6	0.0009	0.002	mg/L
Digester Sludge	6	0	4.5	5.4	mg/kg Dry Wt
Silver					
Influent	12	0	0.00162	0.00281	mg/L
Effluent	12	5	0.00075	0.00094	mg/L
Digester Sludge	6	0	12.6	15.9	mg/kg Dry Wt
Tetrachloroethane					
Influent	4	4	All Non-Detect	-	ug/L
Effluent	4	4	All Non-Detect	-	ug/L
Digester Sludge	6	6	All Non-Detect	-	mg/kg Dry Wt
Tetrachloroethylene					
Influent	4	2	3.0	3	ug/L
Effluent	4	4	All Non-Detect	-	ug/L
Digester Sludge	6	6	All Non-Detect	-	mg/kg Dry Wt
Thallium					
Influent	12	11	0.00026	0.00026	mg/L
Effluent	12	10	0.00028	0.00032	mg/L
Digester Sludge	6	6	All Non-Detect	-	mg/kg Dry Wt
Toluene					
Influent	4	1	2.4	3.8	ug/L
Effluent	4	4	All Non-Detect	-	ug/L
Digester Sludge	6	6	All Non-Detect	-	mg/kg Dry Wt

23rd Avenue Wastewater Treatment Plant

	Number of Observations	Number of Non-Detects	Average [1]	Maximum	Unit
Toxaphene					
Influent	12	12	All Non-Detect	-	ug/L
Effluent	14	14	All Non-Detect	-	ug/L
Digester Sludge	1	1	All Non-Detect	-	mg/kg Dry Wt
trans-1,2-Dichloroethene					
Influent	4	4	All Non-Detect	-	ug/L
Effluent	4	4	All Non-Detect	-	ug/L
Digester Sludge	6	6	All Non-Detect	-	mg/kg Dry Wt
Trichloroethylene					
Influent	4	4	All Non-Detect	-	ug/L
Effluent	4	4	All Non-Detect	-	ug/L
Digester Sludge	6	6	All Non-Detect	-	mg/kg Dry Wt
Vinyl chloride					
Influent	4	4	All Non-Detect	-	ug/L
Effluent	4	4	All Non-Detect	-	ug/L
Digester Sludge	6	6	All Non-Detect	-	mg/kg Dry Wt
Zinc					
Influent	12	0	0.193	0.324	mg/L
Effluent	12	0	0.055	0.074	mg/L
Digester Sludge	6	0	1,333	1530	mg/kg Dry Wt

[1] Average calculations include non-detect values.Non-detect values were multiplied by 0.5. Due to varying laboratory reporting levels, the average can exceed the maximum in some cases. No average was calculated when all results were non-detects.

*** Non Priority Pollutant studied for local limits monitoring.**

91st Avenue Wastewater Treatment Plant

	Number of Observations	Number of Non-Detects	Average [1]	Maximum	Unit
1,1,1-trichloroethane					
Influent	4	4	All Non-Detect	-	ug/L
Effluent (005)	4	4	All Non-Detect	-	ug/L
Digester Sludge	18	18	All Non-Detect	-	mg/kg Dry Wt
1,1,2-Trichloroethane					
Influent	4	4	All Non-Detect	-	ug/L
Effluent (005)	4	4	All Non-Detect	-	ug/L
Digester Sludge	18	18	All Non-Detect	-	mg/kg Dry Wt
1,1-Dichloroethane					
Influent	4	4	All Non-Detect	-	ug/L
Effluent (005)	4	4	All Non-Detect	-	ug/L
Digester Sludge	18	18	All Non-Detect	-	mg/kg Dry Wt
1,1-Dichloroethylene					
Influent	4	4	All Non-Detect	-	ug/L
Effluent (005)	4	4	All Non-Detect	-	ug/L
Digester Sludge	18	18	All Non-Detect	-	mg/kg Dry Wt
1,2,4-Trichlorobenzene					
Influent	12	12	All Non-Detect	-	ug/L
Effluent (005)	16	16	All Non-Detect	-	ug/L
Digester Sludge	22	22	All Non-Detect	-	mg/kg Dry Wt
1,2-Dichlorobenzene					
Influent	16	16	All Non-Detect	-	ug/L
Effluent (005)	16	16	All Non-Detect	-	ug/L
Digester Sludge	22	22	All Non-Detect	-	mg/kg Dry Wt
1,2-Dichloroethane					
Influent	4	4	All Non-Detect	-	ug/L
Effluent (005)	4	4	All Non-Detect	-	ug/L
Digester Sludge	18	18	All Non-Detect	-	mg/kg Dry Wt
1,2-Dichloropropane					
Influent	4	4	All Non-Detect	-	ug/L
Effluent (005)	4	4	All Non-Detect	-	ug/L
Digester Sludge	18	18	All Non-Detect	-	mg/kg Dry Wt
1,2-Diphenylhydrazine					
Influent	12	12	All Non-Detect	-	ug/L
Effluent (005)	12	12	All Non-Detect	-	ug/L
Digester Sludge	4	4	All Non-Detect	-	mg/kg Dry Wt
1,3-Dichlorobenzene					
Influent	16	16	All Non-Detect	-	ug/L
Effluent (005)	16	16	All Non-Detect	-	ug/L
Digester Sludge	22	22	All Non-Detect	-	mg/kg Dry Wt
1,3-Dichloropropene					
Influent	4	4	All Non-Detect	-	ug/L
Effluent (005)	8	8	All Non-Detect	-	ug/L
Digester Sludge	18	18	All Non-Detect	-	mg/kg Dry Wt

91st Avenue Wastewater Treatment Plant

	Number of Observations	Number of Non-Detects	Average [1]	Maximum	Unit
1,4-Dichlorobenzene					
Influent	16	13	1.7	1.8	ug/L
Effluent (005)	16	16	All Non-Detect	-	ug/L
Digester Sludge	22	22	All Non-Detect	-	mg/kg Dry Wt
2,4,6-Trichlorophenol					
Influent	12	12	All Non-Detect	-	ug/L
Effluent (005)	12	12	All Non-Detect	-	ug/L
Digester Sludge	4	4	All Non-Detect	-	mg/kg Dry Wt
2,4-Dichlorophenol					
Influent	12	12	All Non-Detect	-	ug/L
Effluent (005)	12	12	All Non-Detect	-	ug/L
Digester Sludge	4	4	All Non-Detect	-	mg/kg Dry Wt
2,4-Dimethylphenol					
Influent	12	12	All Non-Detect	-	ug/L
Effluent (005)	12	11	2.6	2.6	ug/L
Digester Sludge	4	4	All Non-Detect	-	mg/kg Dry Wt
2,4-Dinitrophenol					
Influent	12	12	All Non-Detect	-	ug/L
Effluent (005)	12	12	All Non-Detect	-	ug/L
Digester Sludge	4	4	All Non-Detect	-	mg/kg Dry Wt
2,4-Dinitrotoluene					
Influent	12	12	All Non-Detect	-	ug/L
Effluent (005)	12	12	All Non-Detect	-	ug/L
Digester Sludge	4	4	All Non-Detect	-	mg/kg Dry Wt
2,6-Dinitrotoluene					
Influent	12	12	All Non-Detect	-	ug/L
Effluent (005)	12	12	All Non-Detect	-	ug/L
Digester Sludge	4	4	All Non-Detect	-	mg/kg Dry Wt
2-Chloroethylvinyl ether					
Influent	1	1	All Non-Detect	-	ug/L
Effluent (005)	1	1	All Non-Detect	-	ug/L
Digester Sludge	14	14	All Non-Detect	-	mg/kg Dry Wt
2-Chloronaphthalene					
Influent	12	12	All Non-Detect	-	ug/L
Effluent (005)	12	12	All Non-Detect	-	ug/L
Digester Sludge	4	4	All Non-Detect	-	mg/kg Dry Wt
2-Chlorophenol					
Influent	12	12	All Non-Detect	-	ug/L
Effluent (005)	12	12	All Non-Detect	-	ug/L
Digester Sludge	4	4	All Non-Detect	-	mg/kg Dry Wt
2-Methyl-4,6-dinitrophenol					
Influent	12	12	All Non-Detect	-	ug/L
Effluent (005)	12	12	All Non-Detect	-	ug/L
Digester Sludge	4	4	All Non-Detect	-	mg/kg Dry Wt

91st Avenue Wastewater Treatment Plant

	Number of Observations	Number of Non-Detects	Average [1]	Maximum	Unit
2-Nitrophenol					
Influent	12	12	All Non-Detect	-	ug/L
Effluent (005)	12	12	All Non-Detect	-	ug/L
Digester Sludge	4	4	All Non-Detect	-	mg/kg Dry Wt
3,3'-Dichlorobenzidine					
Influent	12	12	All Non-Detect	-	ug/L
Effluent (005)	12	12	All Non-Detect	-	ug/L
Digester Sludge	4	4	All Non-Detect	-	mg/kg Dry Wt
4,4'-DDD					
Influent	12	12	All Non-Detect	-	ug/L
Effluent (005)	16	16	All Non-Detect	-	ug/L
Digester Sludge	4	4	All Non-Detect	-	mg/kg Dry Wt
4,4'-DDE					
Influent	12	12	All Non-Detect	-	ug/L
Effluent (005)	16	16	All Non-Detect	-	ug/L
Digester Sludge	4	4	All Non-Detect	-	mg/kg Dry Wt
4,4'-DDT					
Influent	12	12	All Non-Detect	-	ug/L
Effluent (005)	16	16	All Non-Detect	-	ug/L
Digester Sludge	4	4	All Non-Detect	-	mg/kg Dry Wt
4-Bromophenyl phenyl ether					
Influent	12	12	All Non-Detect	-	ug/L
Effluent (005)	12	12	All Non-Detect	-	ug/L
Digester Sludge	4	4	All Non-Detect	-	mg/kg Dry Wt
4-Chloro-3-methylphenol					
Influent	12	12	All Non-Detect	-	ug/L
Effluent (005)	12	12	All Non-Detect	-	ug/L
Digester Sludge	4	4	All Non-Detect	-	mg/kg Dry Wt
4-Chlorophenyl phenyl ether					
Influent	12	12	All Non-Detect	-	ug/L
Effluent (005)	12	12	All Non-Detect	-	ug/L
Digester Sludge	4	4	All Non-Detect	-	mg/kg Dry Wt
4-Nitrophenol					
Influent	12	12	All Non-Detect	-	ug/L
Effluent (005)	12	12	All Non-Detect	-	ug/L
Digester Sludge	4	4	All Non-Detect	-	mg/kg Dry Wt
a-BHC					
Influent	12	12	All Non-Detect	-	ug/L
Effluent (005)	12	12	All Non-Detect	-	ug/L
Digester Sludge	4	4	All Non-Detect	-	mg/kg Dry Wt
Acenaphthene					
Influent	12	12	All Non-Detect	-	ug/L
Effluent (005)	12	12	All Non-Detect	-	ug/L
Digester Sludge	4	4	All Non-Detect	-	mg/kg Dry Wt

91st Avenue Wastewater Treatment Plant

	Number of Observations	Number of Non-Detects	Average [1]	Maximum	Unit
Acenaphthylene					
Influent	12	12	All Non-Detect	-	ug/L
Effluent (005)	12	12	All Non-Detect	-	ug/L
Digester Sludge	4	4	All Non-Detect	-	mg/kg Dry Wt
Acrolein					
Influent	1	1	All Non-Detect	-	ug/L
Effluent (005)	1	1	All Non-Detect	-	ug/L
Digester Sludge	14	14	All Non-Detect	-	mg/kg Dry Wt
Acrylonitrile					
Influent	1	1	All Non-Detect	-	ug/L
Effluent (005)	1	1	All Non-Detect	-	ug/L
Digester Sludge	14	14	All Non-Detect	-	mg/kg Dry Wt
Aldrin					
Influent	12	12	All Non-Detect	-	ug/L
Effluent (005)	16	16	All Non-Detect	-	ug/L
Digester Sludge	4	4	All Non-Detect	-	mg/kg Dry Wt
Anthracene					
Influent	12	12	All Non-Detect	-	ug/L
Effluent (005)	12	12	All Non-Detect	-	ug/L
Digester Sludge	4	4	All Non-Detect	-	mg/kg Dry Wt
Antimony					
Influent	12	0	0.0010	0.0016	mg/L
Effluent (005)	12	0	0.00063	0.00071	mg/L
Digester Sludge	5	3	5.2	6.7	mg/kg Dry Wt
Arsenic					
Influent	12	0	0.0030	0.0038	mg/L
Effluent (005)	12	0	0.0024	0.0043	mg/L
Digester Sludge	12	0	6.1	10.7	mg/kg Dry Wt
Asbestos					
Digester Sludge	3	3	All Non-Detect	-	%
b-BHC					
Influent	12	12	All Non-Detect	-	ug/L
Effluent (005)	12	12	All Non-Detect	-	ug/L
Digester Sludge	4	4	All Non-Detect	-	mg/kg Dry Wt
Benzene					
Influent	4	4	All Non-Detect	-	ug/L
Effluent (005)	4	4	All Non-Detect	-	ug/L
Digester Sludge	18	18	All Non-Detect	-	mg/kg Dry Wt
Benzidine					
Influent	12	12	All Non-Detect	-	ug/L
Effluent (005)	12	12	All Non-Detect	-	ug/L
Digester Sludge	4	4	All Non-Detect	-	mg/kg Dry Wt
Benzo(a)anthracene					
Influent	12	12	All Non-Detect	-	ug/L
Effluent (005)	12	12	All Non-Detect	-	ug/L

91st Avenue Wastewater Treatment Plant

	Number of Observations	Number of Non-Detects	Average [1]	Maximum	Unit
Digester Sludge	4	4	All Non-Detect	-	mg/kg Dry Wt
Benzo(a)pyrene					
Influent	12	12	All Non-Detect	-	ug/L
Effluent (005)	16	16	All Non-Detect	-	ug/L
Digester Sludge	4	4	All Non-Detect	-	mg/kg Dry Wt
Benzo(b)fluoranthene					
Influent	12	12	All Non-Detect	-	ug/L
Effluent (005)	12	12	All Non-Detect	-	ug/L
Digester Sludge	4	4	All Non-Detect	-	mg/kg Dry Wt
Benzo(ghi)perylene					
Influent	12	12	All Non-Detect	-	ug/L
Effluent (005)	12	12	All Non-Detect	-	ug/L
Digester Sludge	4	4	All Non-Detect	-	mg/kg Dry Wt
Benzo(k)fluoranthene					
Influent	12	12	All Non-Detect	-	ug/L
Effluent (005)	12	12	All Non-Detect	-	ug/L
Digester Sludge	4	4	All Non-Detect	-	mg/kg Dry Wt
Beryllium					
Influent	12	9	0.0007	0.0011	mg/L
Effluent (005)	12	12	All Non-Detect	-	mg/L
Digester Sludge	5	5	All Non-Detect	-	mg/kg Dry Wt
Bis(2-chloroethoxy)methane					
Influent	12	12	All Non-Detect	-	ug/L
Effluent (005)	12	12	All Non-Detect	-	ug/L
Digester Sludge	4	4	All Non-Detect	-	mg/kg Dry Wt
Bis(2-chloroethyl)ether					
Influent	12	12	All Non-Detect	-	ug/L
Effluent (005)	12	12	All Non-Detect	-	ug/L
Digester Sludge	4	4	All Non-Detect	-	mg/kg Dry Wt
Bis(2-chloroisopropyl)ether					
Influent	12	12	All Non-Detect	-	ug/L
Effluent (005)	12	12	All Non-Detect	-	ug/L
Digester Sludge	4	4	All Non-Detect	-	mg/kg Dry Wt
Bis(2-ethylhexyl)phthalate					
Influent	12	12	All Non-Detect	-	ug/L
Effluent (005)	16	16	All Non-Detect	-	ug/L
Digester Sludge	4	2	9	9.5	mg/kg Dry Wt
Bromoform					
Influent	4	3	2.5	2.5	ug/L
Effluent (005)	4	3	2.2	2.2	ug/L
Digester Sludge	18	18	All Non-Detect	-	mg/kg Dry Wt
Butylbenzyl phthalate					
Influent	12	12	All Non-Detect	-	ug/L
Effluent (005)	12	11	3.8	3.8	ug/L
Digester Sludge	4	4	All Non-Detect	-	mg/kg Dry Wt

91st Avenue Wastewater Treatment Plant

	Number of Observations	Number of Non-Detects	Average [1]	Maximum	Unit
Cadmium					
Influent	12	5	0.0010	0.0017	mg/L
Effluent (005)	24	21	0.0008	0.001	mg/L
Digester Sludge	12	1	1.75	2.65	mg/kg Dry Wt
Carbon tetrachloride					
Influent	4	4	All Non-Detect	-	ug/L
Effluent (005)	4	4	All Non-Detect	-	ug/L
Digester Sludge	18	18	All Non-Detect	-	mg/kg Dry Wt
Chlordane					
Influent	12	12	All Non-Detect	-	ug/L
Effluent (005)	16	16	All Non-Detect	-	ug/L
Digester Sludge	4	4	All Non-Detect	-	mg/kg Dry Wt
Chlorobenzene					
Influent	4	4	All Non-Detect	-	ug/L
Effluent (005)	4	4	All Non-Detect	-	ug/L
Digester Sludge	18	18	All Non-Detect	-	mg/kg Dry Wt
Chlorodibromomethane					
Influent	4	4	All Non-Detect	-	ug/L
Effluent (005)	4	3	1.3	1.3	ug/L
Digester Sludge	18	18	All Non-Detect	-	mg/kg Dry Wt
Chloroethane					
Influent	4	4	All Non-Detect	-	ug/L
Effluent (005)	4	4	All Non-Detect	-	ug/L
Digester Sludge	18	18	All Non-Detect	-	mg/kg Dry Wt
Chloroform					
Influent	4	0	4.6	5.9	ug/L
Effluent (005)	4	0	1.0	1.2	ug/L
Digester Sludge	18	18	All Non-Detect	-	mg/kg Dry Wt
Chromium					
Influent	12	0	0.0094	0.0194	mg/L
Effluent (005)	12	12	All Non-Detect	-	mg/L
Digester Sludge	12	0	53.4	57	mg/kg Dry Wt
Chrysene					
Influent	12	12	All Non-Detect	-	ug/L
Effluent (005)	12	12	All Non-Detect	-	ug/L
Digester Sludge	4	4	All Non-Detect	-	mg/kg Dry Wt
Copper					
Influent	12	0	0.123	0.174	mg/L
Effluent (005)	12	12	All Non-Detect	-	mg/L
Digester Sludge	12	0	680	754	mg/kg Dry Wt
Cyanide					
Influent	10	10	All Non-Detect	-	mg/L
Effluent (005)	24	24	All Non-Detect	-	mg/L
Digester Sludge	4	2	7	7.2	mg/kg Dry Wt

91st Avenue Wastewater Treatment Plant

	Number of Observations	Number of Non-Detects	Average [1]	Maximum	Unit
d-BHC					
Influent	12	10	0.091	0.092	ug/L
Effluent (005)	12	9	0.048	0.051	ug/L
Digester Sludge	4	4	All Non-Detect	-	mg/kg Dry Wt
Dibenzo(a,h)anthracene					
Influent	12	12	All Non-Detect	-	ug/L
Effluent (005)	12	12	All Non-Detect	-	ug/L
Digester Sludge	4	4	All Non-Detect	-	mg/kg Dry Wt
Dichlorobromomethane					
Influent	4	3	0.8	0.83	ug/L
Effluent (005)	4	1	0.4	0.7	ug/L
Digester Sludge	18	18	All Non-Detect	-	mg/kg Dry Wt
Dieldrin					
Influent	12	12	All Non-Detect	-	ug/L
Effluent (005)	16	16	All Non-Detect	-	ug/L
Digester Sludge	4	4	All Non-Detect	-	mg/kg Dry Wt
Diethyl phthalate					
Influent	12	12	All Non-Detect	-	ug/L
Effluent (005)	12	12	All Non-Detect	-	ug/L
Digester Sludge	4	4	All Non-Detect	-	mg/kg Dry Wt
Dimethyl phthalate					
Influent	12	12	All Non-Detect	-	ug/L
Effluent (005)	12	12	All Non-Detect	-	ug/L
Digester Sludge	4	4	All Non-Detect	-	mg/kg Dry Wt
Di-n-butylphthalate					
Influent	12	12	All Non-Detect	-	ug/L
Effluent (005)	12	12	All Non-Detect	-	ug/L
Digester Sludge	4	4	All Non-Detect	-	mg/kg Dry Wt
Di-n-octylphthalate					
Influent	12	12	All Non-Detect	-	ug/L
Effluent (005)	12	12	All Non-Detect	-	ug/L
Digester Sludge	4	4	All Non-Detect	-	mg/kg Dry Wt
Dioxin					
Influent	4	4	All Non-Detect	-	pG/L
Effluent (005)	4	4	All Non-Detect	-	pG/L
Digester Sludge	4	4	All Non-Detect	-	mg/kg Dry Wt
Endosulfan I					
Influent	12	8	0.049	0.075	ug/L
Effluent (005)	12	12	All Non-Detect	-	ug/L
Digester Sludge	4	4	All Non-Detect	-	mg/kg Dry Wt
Endosulfan II					
Influent	12	12	All Non-Detect	-	ug/L
Effluent (005)	12	12	All Non-Detect	-	ug/L
Digester Sludge	4	4	All Non-Detect	-	mg/kg Dry Wt

	Number of Observations	Number of Non-Detects	Average [1]	Maximum	Unit
Endosulfan sulfate					
Influent	12	12	All Non-Detect	-	ug/L
Effluent (005)	12	12	All Non-Detect	-	ug/L
Digester Sludge	4	4	All Non-Detect	-	mg/kg Dry Wt
Endrin					
Influent	12	12	All Non-Detect	-	ug/L
Effluent (005)	18	18	All Non-Detect	-	ug/L
Digester Sludge	4	4	All Non-Detect	-	mg/kg Dry Wt
Endrin aldehyde					
Influent	12	12	All Non-Detect	-	ug/L
Effluent (005)	12	12	All Non-Detect	-	ug/L
Digester Sludge	4	4	All Non-Detect	-	mg/kg Dry Wt
Ethylbenzene					
Influent	4	4	All Non-Detect	-	ug/L
Effluent (005)	4	4	All Non-Detect	-	ug/L
Digester Sludge	18	18	All Non-Detect	-	mg/kg Dry Wt
Fluoranthene					
Influent	12	12	All Non-Detect	-	ug/L
Effluent (005)	12	12	All Non-Detect	-	ug/L
Digester Sludge	4	4	All Non-Detect	-	mg/kg Dry Wt
Fluorene					
Influent	12	12	All Non-Detect	-	ug/L
Effluent (005)	12	12	All Non-Detect	-	ug/L
Digester Sludge	4	4	All Non-Detect	-	mg/kg Dry Wt
g-BHC					
Influent	12	12	All Non-Detect	-	ug/L
Effluent (005)	20	20	All Non-Detect	-	ug/L
Digester Sludge	4	4	All Non-Detect	-	mg/kg Dry Wt
Heptachlor					
Influent	12	12	All Non-Detect	-	ug/L
Effluent (005)	20	20	All Non-Detect	-	ug/L
Digester Sludge	4	4	All Non-Detect	-	mg/kg Dry Wt
Heptachlor epoxide					
Influent	12	12	All Non-Detect	-	ug/L
Effluent (005)	20	20	All Non-Detect	-	ug/L
Digester Sludge	4	4	All Non-Detect	-	mg/kg Dry Wt
Hexachlorobenzene					
Influent	12	12	All Non-Detect	-	ug/L
Effluent (005)	16	16	All Non-Detect	-	ug/L
Digester Sludge	4	4	All Non-Detect	-	mg/kg Dry Wt
Hexachlorobutadiene					
Influent	12	12	All Non-Detect	-	ug/L
Effluent (005)	16	16	All Non-Detect	-	ug/L
Digester Sludge	22	22	All Non-Detect	-	mg/kg Dry Wt

	Number of Observations	Number of Non-Detects	Average [1]	Maximum	Unit
Hexachlorocyclopentadiene					
Influent	12	12	All Non-Detect	-	ug/L
Effluent (005)	16	16	All Non-Detect	-	ug/L
Digester Sludge	4	4	All Non-Detect	-	mg/kg Dry Wt
Hexachloroethane					
Influent	12	12	All Non-Detect	-	ug/L
Effluent (005)	12	12	All Non-Detect	-	ug/L
Digester Sludge	4	4	All Non-Detect	-	mg/kg Dry Wt
Indeno(1,2,3-cd)pyrene					
Influent	12	12	All Non-Detect	-	ug/L
Effluent (005)	12	12	All Non-Detect	-	ug/L
Digester Sludge	4	4	All Non-Detect	-	mg/kg Dry Wt
Isophorone					
Influent	12	12	All Non-Detect	-	ug/L
Effluent (005)	12	12	All Non-Detect	-	ug/L
Digester Sludge	4	4	All Non-Detect	-	mg/kg Dry Wt
Lead					
Influent	12	2	0.009	0.015	mg/L
Effluent (005)	24	11	0.005	0.008	mg/L
Digester Sludge	12	0	23.6	29.4	mg/kg Dry Wt
Mercury					
Influent	12	0	0.00015	0.00024	mg/L
Effluent (005)	25	4	0.000001	0.0000021	mg/L
Digester Sludge	12	0	0.98	1.66	mg/kg Dry Wt
Methyl bromide					
Influent	4	4	All Non-Detect	-	ug/L
Effluent (005)	4	4	All Non-Detect	-	ug/L
Digester Sludge	18	18	All Non-Detect	-	mg/kg Dry Wt
Methyl chloride					
Influent	4	4	All Non-Detect	-	ug/L
Effluent (005)	4	4	All Non-Detect	-	ug/L
Digester Sludge	18	18	All Non-Detect	-	mg/kg Dry Wt
Methylene chloride					
Influent	4	0	6	18	ug/L
Effluent (005)	4	1	4.2	9.6	ug/L
Digester Sludge	18	18	All Non-Detect	-	mg/kg Dry Wt
Molybdenum *					
Influent	12	0	0.0095	0.0136	mg/L
Effluent (005)	12	0	0.0059	0.0079	mg/L
Digester Sludge	12	0	18.4	22.1	mg/kg Dry Wt
Naphthalene					
Influent	12	12	All Non-Detect	-	ug/L
Effluent (005)	16	16	All Non-Detect	-	ug/L
Digester Sludge	22	22	All Non-Detect	-	mg/kg Dry Wt

91st Avenue Wastewater Treatment Plant

	Number of Observations	Number of Non-Detects	Average [1]	Maximum	Unit
Nickel					
Influent	12	1	0.008	0.015	mg/L
Effluent (005)	12	7	0.004	0.005	mg/L
Digester Sludge	12	0	30.1	32.9	mg/kg Dry Wt
Nitrobenzene					
Influent	12	12	All Non-Detect	-	ug/L
Effluent (005)	12	12	All Non-Detect	-	ug/L
Digester Sludge	4	4	All Non-Detect	-	mg/kg Dry Wt
N-nitrosodimethylamine					
Influent	12	12	All Non-Detect	-	ug/L
Effluent (005)	12	12	All Non-Detect	-	ug/L
Digester Sludge	4	4	All Non-Detect	-	mg/kg Dry Wt
N-nitrosodi-n-propylamine					
Influent	12	12	All Non-Detect	-	ug/L
Effluent (005)	12	12	All Non-Detect	-	ug/L
Digester Sludge	4	4	All Non-Detect	-	mg/kg Dry Wt
N-nitrosodiphenylamine					
Influent	12	12	All Non-Detect	-	ug/L
Effluent (005)	12	12	All Non-Detect	-	ug/L
Digester Sludge	4	4	All Non-Detect	-	mg/kg Dry Wt
PCB-1016					
Influent	12	12	All Non-Detect	-	ug/L
Effluent (005)	16	16	All Non-Detect	-	ug/L
Digester Sludge	4	4	All Non-Detect	-	mg/kg Dry Wt
PCB-1221					
Influent	12	12	All Non-Detect	-	ug/L
Effluent (005)	16	16	All Non-Detect	-	ug/L
Digester Sludge	4	4	All Non-Detect	-	mg/kg Dry Wt
PCB-1232					
Influent	12	12	All Non-Detect	-	ug/L
Effluent (005)	16	16	All Non-Detect	-	ug/L
Digester Sludge	4	4	All Non-Detect	-	mg/kg Dry Wt
PCB-1242					
Influent	12	12	All Non-Detect	-	ug/L
Effluent (005)	16	16	All Non-Detect	-	ug/L
Digester Sludge	4	4	All Non-Detect	-	mg/kg Dry Wt
PCB-1248					
Influent	12	12	All Non-Detect	-	ug/L
Effluent (005)	16	16	All Non-Detect	-	ug/L
Digester Sludge	4	4	All Non-Detect	-	mg/kg Dry Wt
PCB-1254					
Influent	12	12	All Non-Detect	-	ug/L
Effluent (005)	16	16	All Non-Detect	-	ug/L
Digester Sludge	4	4	All Non-Detect	-	mg/kg Dry Wt

91st Avenue Wastewater Treatment Plant

	Number of Observations	Number of Non-Detects	Average [1]	Maximum	Unit
PCB-1260					
Influent	12	12	All Non-Detect	-	ug/L
Effluent (005)	16	16	All Non-Detect	-	ug/L
Digester Sludge	4	4	All Non-Detect	-	mg/kg Dry Wt
Pentachlorophenol					
Influent	12	12	All Non-Detect	-	ug/L
Effluent (005)	16	16	All Non-Detect	-	ug/L
Digester Sludge	4	4	All Non-Detect	-	mg/kg Dry Wt
Phenanthrene					
Influent	12	12	All Non-Detect	-	ug/L
Effluent (005)	12	12	All Non-Detect	-	ug/L
Digester Sludge	4	4	All Non-Detect	-	mg/kg Dry Wt
Phenol					
Influent	12	9	29.2	36.9	ug/L
Effluent (005)	12	11	5.8	5.8	ug/L
Digester Sludge	4	3	43	43	mg/kg Dry Wt
Pyrene					
Influent	12	12	All Non-Detect	-	ug/L
Effluent (005)	12	12	All Non-Detect	-	ug/L
Digester Sludge	4	4	All Non-Detect	-	mg/kg Dry Wt
Selenium					
Influent	12	0	0.0024	0.0057	mg/L
Effluent (005)	24	3	0.0015	0.0107	mg/L
Digester Sludge	12	1	7.0	12.1	mg/kg Dry Wt
Silver					
Influent	12	0	0.0021	0.00294	mg/L
Effluent (005)	12	4	0.0008	0.00092	mg/L
Digester Sludge	12	0	7.57	9.3	mg/kg Dry Wt
Tetrachloroethane					
Influent	4	4	All Non-Detect	-	ug/L
Effluent (005)	4	4	All Non-Detect	-	ug/L
Digester Sludge	18	18	All Non-Detect	-	mg/kg Dry Wt
Tetrachloroethylene					
Influent	4	3	2.4	2.4	ug/L
Effluent (005)	4	4	All Non-Detect	-	ug/L
Digester Sludge	18	18	All Non-Detect	-	mg/kg Dry Wt
Thallium					
Influent	12	11	0.00014	0.00014	mg/L
Effluent (005)	12	12	All Non-Detect	-	mg/L
Digester Sludge	5	5	All Non-Detect	-	mg/kg Dry Wt
Toluene					
Influent	4	0	2.6	3.6	ug/L
Effluent (005)	4	4	All Non-Detect	-	ug/L
Digester Sludge	18	18	All Non-Detect	-	mg/kg Dry Wt

	Number of Observations	Number of Non-Detects	Average [1]	Maximum	Unit
Toxaphene					
Influent	12	12	All Non-Detect	-	ug/L
Effluent (005)	16	16	All Non-Detect	-	ug/L
Digester Sludge	4	4	All Non-Detect	-	mg/kg Dry Wt
trans-1,2-Dichloroethene					
Influent	4	4	All Non-Detect	-	ug/L
Effluent (005)	4	4	All Non-Detect	-	ug/L
Digester Sludge	18	18	All Non-Detect	-	mg/kg Dry Wt
Trichloroethylene					
Influent	4	4	All Non-Detect	-	ug/L
Effluent (005)	4	4	All Non-Detect	-	ug/L
Digester Sludge	18	18	All Non-Detect	-	mg/kg Dry Wt
Vinyl chloride					
Influent	4	4	All Non-Detect	-	ug/L
Effluent (005)	4	4	All Non-Detect	-	ug/L
Digester Sludge	18	18	All Non-Detect	-	mg/kg Dry Wt
Zinc					
Influent	12	0	0.181	0.24	mg/L
Effluent (005)	12	0	0.020	0.026	mg/L
Digester Sludge	12	0	822	928	mg/kg Dry Wt

[1] Average calculations include non-detect values.Non-detect values were multiplied by 0.5. Due to varying laboratory reporting levels, the average can exceed the maximum in some cases. No average was calculated when all results were non-detects.

*** Non Priority Pollutant studied for local limits monitoring.**

Upset, Interference and Pass Through

23rd Avenue Wastewater Treatment Plant
91st Avenue Wastewater Treatment Plant
Cave Creek Water Reclamation Plant

The following is a discussion of Upset, Interference, or Pass-Through incidents, if any, which the Cities know or suspect, were caused by nondomestic users of the POTW system during the year ending December 31, 2013. If any incidents occurred, the reasons why, the corrective actions taken, and the nondomestic user(s) or industry sector(s) responsible are provided.

Additionally a review of the applicable pollutant limits to determine whether any additional limitations, or changes to existing requirements, may be necessary to prevent Interference, Pass Through or noncompliance with sludge disposal requirements is provided.

This information is required under Sections F.4.b. of the NPDES Permit and Parts V A.4.b. and V B.4.b. of the AZPDES Permits.

Analytical results of effluent samples obtained during 2013 at the 23rd Avenue and 91st Avenue Wastewater Treatment Plants (WWTP) were compared against the federal definitions of Upset, Interference, and Pass Through. The Cave Creek Water Reclamation Plant (WRP) was not in operation during 2013, and therefore generated no analytical results for review.

The definition for **Upset** is found at 40 CFR 122.41(n):

> *"Upset" means an exceptional incident in which there is unintentional and temporary noncompliance with technology based permit effluent limitations because of factors beyond the reasonable control of the permittee. An upset does not include noncompliance to the extent caused by operational error, improperly designed treatment facilities, inadequate treatment facilities, lack of preventive maintenance, or careless or improper operation.*

The definition for **Interference** is found at 40 CFR 403.3(i):

> *The term "interference" means a Discharge which, alone or in conjunction with a discharge or discharges from other sources, both:*
>
> 1) *Inhibits or disrupts the POTW, its treatment processed or operations, or its sludge processes, use or disposal; and*
>
> 2) *Therefore is a cause of a violation of any requirement of the POTW's NPDES permit (including an increase in the magnitude or duration of a violation) or of the prevention of sewage sludge use or disposal in compliance with the following statutory provisions and regulations or permits issued thereunder (or more stringent State or local regulations): Section 405 of the Clean Water Act, the Solid Waste Disposal Act (SWDA) (including Title II, more commonly referred to as the Resource Conservation and Recovery Act (RCRA), and including State regulations contained in any State sludge management plan prepared pursuant to Subtitle D or the SWDA), the Clean Air Act, the Toxic Substances Control Act, and the Marine Protection, Research and Sanctuaries Act.*

The definition for **Pass-Through** is found at 40 CFR 403.3(n):

> *The term "Pass-Through" means a Discharge which exits the POTW into waters of the United States in quantities or concentrations which, alone or in conjunction with a discharge or discharges from other sources, is a cause of a violation of any requirement of the POTW's NPDES permit (including an increase in the magnitude or duration of a violation).*

Based upon these definitions, there were no violations due to incidents of upset, interference, or pass-through that were attributable to nondomestic users of the POTW at the 23rd Avenue WWTP during 2013. However, pass-through of Bromide likely due to discharges from nondomestic users into the 91st Avenue WWTP resulted in laboratory analytical results indicating exceedances of the daily and monthly NPDES permit limits for Selenium during November 2013; the Selenium results were later attributed to positive molecular ion interference during laboratory analyses from Bromide.

The timeline of events, investigation, and mitigation activities regarding the Selenium exceedances and/or Bromide analytical interference and WWTP pass-through include the following:

1. Using EPA Method 200.8, the City of Phoenix (City) 23rd Avenue Compliance Laboratory (City) reported a 10.7 µg/L result for a Selenium composite sample taken on November 6, 2013 at 91st Avenue WWTP Outfall 005. A second monthly composite Selenium sample was taken on November 13, 2013 with a result of NODI(Q) or nonquantifiable. The November monthly average concentration for the two sampling events at Outfall 005 is 5.65 µg/L.
2. Sample results for Selenium collected on November 6, 2013 and November 13, 2013 from the upstream Monitoring Station FRW1, the influent into the Tres Rios Flow Regulating Wetland (FRW) were also reviewed. The results for Selenium at this location were 4.0 µg/L and 1.3 µg/L respectively.
3. The 005 compliance sampling point for 91st Avenue WWTP is located outside of the secured FRW and is accessible by the public and can be contaminated or influenced by any number of factors.
4. Because the Selenium results were unusual for this location, the City's laboratory staff suspected possible interference during the sample analysis. According to EPA Method 200.8 Revision 5.4; Argon, Bromide, and Chloride are common molecular ion interferences in analysis using inductively coupled plasma mass spectrometry (ICP-MS). The City reviewed ion chromatography results from a November 6, 2013 nitrate/nitrite sample at Outfall 005 for the presence of Bromide and found significant concentrations of that compound. Suspecting Bromide as the source of interference, the City conducted an interference study using six Bromide standards on December 4, 2013. Bromide standards were analyzed using EPA Method 200.8 for Selenium and Arsenic using ICP-MS and showed detectable concentrations of both analyses. These standards were also analyzed for Selenium and Arsenic using EPA Method 200.8 Octopole Reaction System (ORS) collision/reaction cell on December 4, 2013. With all six standard concentrations, results for Selenium and Arsenic were < 0.1 µg/L.
5. Bromide and Chloride analyses will accompany all analyses for Arsenic and Selenium compliance samples for both WWTPs.
6. Industrial Pretreatment Program Permittees in all SROG cities are being evaluated for the potential to discharge Selenium and/or Bromide.
7. Non-permitted industrial users and/or sectors within the SROG system are being evaluated for the potential to discharge Selenium and/or Bromide. Should non-permitted industrial users and/or sectors be found to discharge Selenium and/or Bromide in high concentrations, a public outreach program will be developed to educate users with respect to reducing total quantity discharged.

Review of Local Limits

The City of Phoenix has a NPDES permit for 91st Avenue WWTP (effective July 1, 2010) and AZPDES permits for 23rd Avenue WWTP (effective May 5, 2009) and Cave Creek WRP (effective May 7, 2009). Additionally, the City of Phoenix has Aquifer Protection Permits (APPs) for each of these plants. The APPs for 91st Avenue WWTP, 23rd Avenue WWTP, and Cave Creek WRP became effective on November 5, 2009; September 28, 2005; and December 15, 2010; respectively.

In 2002, the City retained a consultant to evaluate local limits. The consultant identified the pollutants of concern and the SROG cities participated in a local limits data collection sampling event in December 2002. The data was evaluated and revised local limits were established. Each of the SROG Cities had their revised local limits approved, incorporated into the City ordinance, and accepted by City Council. The revised limits and city ordinance changes were effective January 1, 2005. The local limits changes and revised City ordinances were approved by ADEQ on December 10, 2004.

The SROG cities continue to collect wastewater flow and pollutant concentration information including biosolids at the 91st Avenue WWTP, at the 23rd Avenue WWTP, at designated metering stations throughout the SROG service area, and at significant industrial users. Ongoing review of this data indicates that current local limits are appropriate and a detailed technical re-evaluation of local limits is not necessary at this time.

SECTION 1.2
SIGNIFICANT NON-COMPLIANCE (SNC)

SNC History

Publication of Significant Industrial Users in Significant Noncompliance (SNC)

In accordance with the Federal Clean Water Act and the public participation requirements of 40 CFR 25 pertaining to the enforcement of National Pretreatment Standards as defined by 40 CFR 403.8(f)2(viii), the Cities of Glendale, Mesa, Phoenix, Scottsdale, Tempe and the Town of Gilbert, Arizona annually publish in the newspaper a list of Industrial Users in Significant Noncompliance with pretreatment requirements.

A list of Industrial Users in SNC for the year ending December 31, 2013 is scheduled to appear in the Arizona Republic on Tuesday, March 18, 2014 and appears following these SNC History pages. Additionally, the March 19, 2013 Arizona Republic publication of Industrial Users in SNC for the year ending December 31, 2012 follows the 2013 SNC list. The table below and graphs on the next page illustrate a ten-year history of the number of Industrial Users in SNC for each year and for each SROG municipality.

Total SIUs Published by Municipality
SNC Years 2004 - 2013

SNC Year	**2004**	**2005**	**2006**	**2007**	**2008**	**2009**	**2010**	**2011**	**2012**	**2013**	**10-Year Totals**
Glendale	1	1	0	0	0	0	1	0	1	0	4
Mesa	0	0	0	0	0	0	0	0	0	0	0
Phoenix	2	3	2	1	2	2	2	0	2	2	16
Scottsdale	0	0	0	0	0	0	0	0	0	0	0
Tempe	2	1	2	3	2	1	0	1	1	0	13
Gilbert	0	0	0	0	0	0	0	0	0	0	0
SROG System TOTALS	**5**	**5**	**4**	**4**	**4**	**3**	**3**	**1**	**4**	**2**	**33**

SNC History

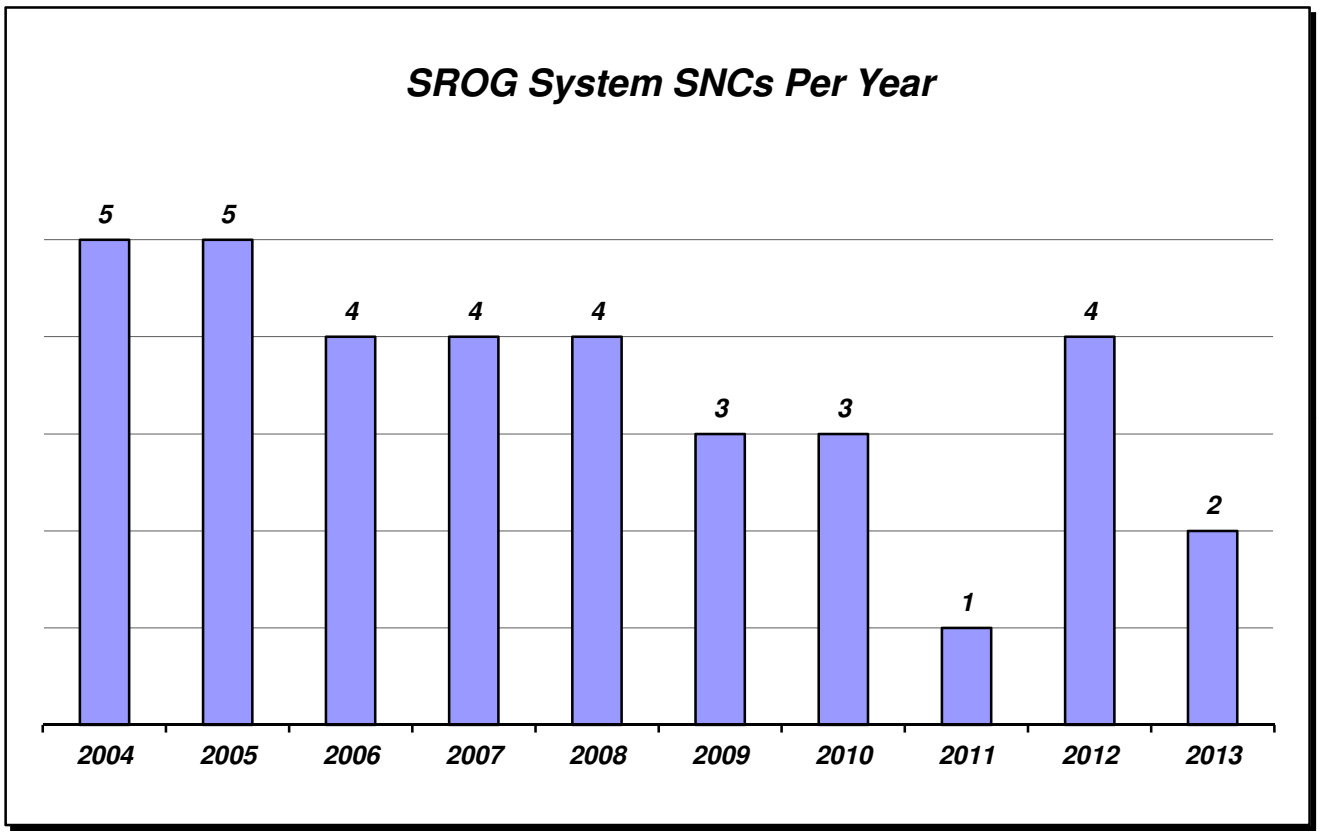
SROG System SNCs Per Year
5
5
4
4
4
3
3
1
4
2
2004
2005
2006
2007
2008
2009
2010
2011
2012
2013

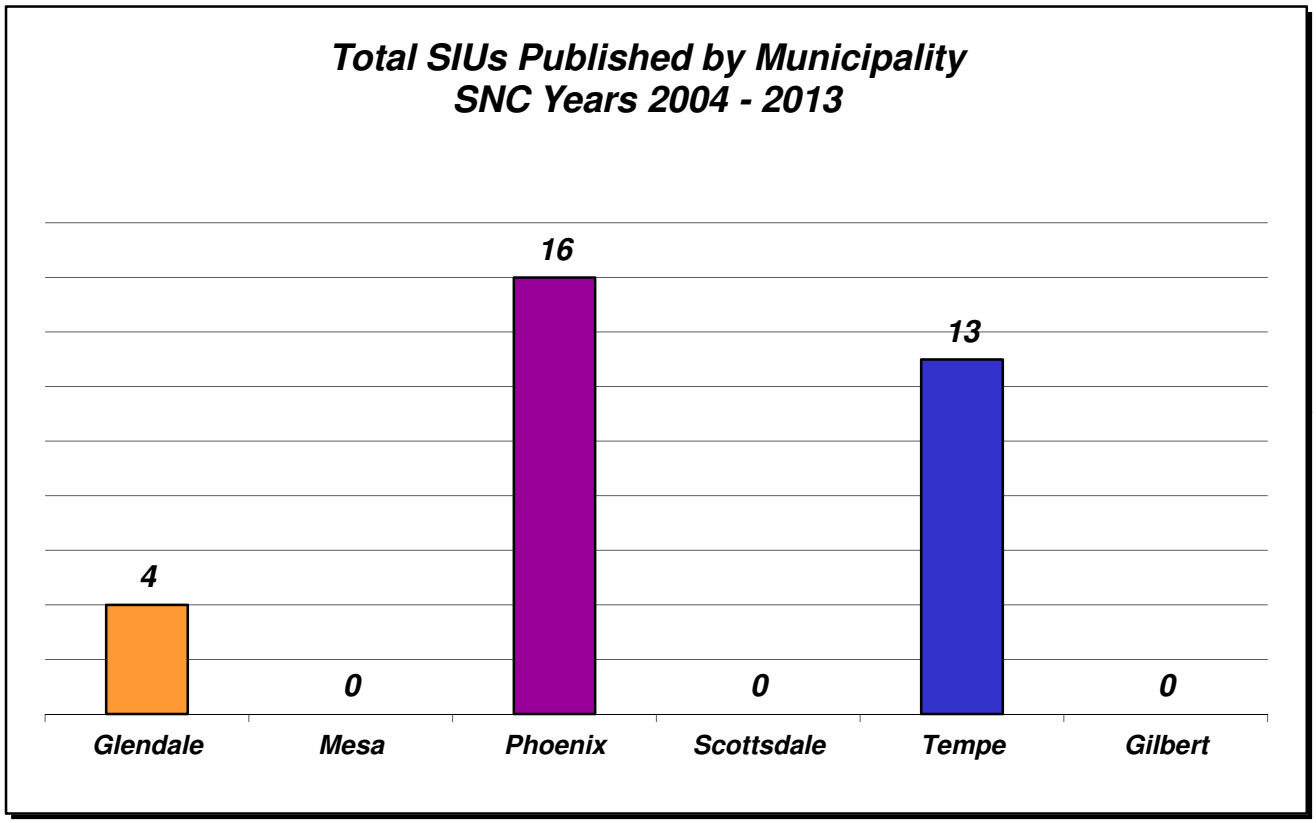
Total SIUs Published by Municipality
SNC Years 2004 - 2013
4
0
16
0
13
0
Glendale
Mesa
Phoenix
Scottsdale
Tempe
Gilbert

SNC Publication for March 18, 2014

Industrial User	Nature of Violation/ Type of Pollutant	Date Of Last Non-Compliance	Has User Returned to Compliant Status as of 12/31/2013?	Number of Times Published	Nature of Enforcement Action(s)	Comments
Glendale						
No Users in SNC						
Mesa						
No Users in SNC						
Phoenix						
Café Valley, Inc. 7000 West Buckeye Road Phoenix, Arizona 85043-4306	Quarter 4 - 2013: Late Reporting 42-Days / Failed to Report 1 pH Violation Within 24-Hours of Aware Date	12/17/2013	No	1	Notices of Violation *PENDING:* Show Cause Hearing Civil Penalties Compliance Schedule	A temporary pH neutralization system has been in operation since 10/18/2013. Café Valley is currently constructing a pH neutralization system. A Show Cause Hearing including Civil Penalties is scheduled for the first quarter 2014.
Niagara Bottling, LLC 275 South 67th Avenue Phoenix, Arizona 85043-3427	Quarters 1, 2, & 4 - 2013: Late Reporting More Than 30-Days / Failed to Report A Total of 22 pH Violations Within 24-Hours of Aware Dates	12/16/2013	No	1	Notices of Violation Show Cause Hearing #1 Civil Penalties #1 Compliance Schedule #1 *PENDING:* Show Cause Hearing #2 Civil Penalties #2 Compliance Schedule #2	Niagara is meeting Compliance Schedule due dates; however, not all requirements have been completed at this time. Niagara plans to plumb all remaining process drains to the existing pH neutralization systems. A second Show Cause Hearing including Civil Penalties for repeat SNC for late reporting of a pH violation will be scheduled for the first quarter 2014.
Scottsdale						
No Users in SNC						
Tempe						
No Users in SNC						
Town of Gilbert						
No Users in SNC						

Industrial Users In Significant Noncompliance with Applicable Pretreatment Requirements In 2012

The Cities of **Glendale, Mesa, Phoenix, Scottsdale, and Tempe**, and the Town of **Gilbert**, **Arizona** are responsible for implementing and operating industrial wastewater control (pretreatment) programs in each of their communities. Each program is designed to protect the wastewater treatment plants (POTW), the safety of personnel operating the wastewater collection system, and the environment from adverse impacts that may occur when toxic wastes are discharged into a wastewater collection system. Each municipality issues wastewater discharge permits to Industrial Users (Users) in their communities and are responsible for ensuring that they comply with respective local ordinances and federal regulations.

In accordance with the Federal Clean Water Act and the public participation requirements of 40 CFR 25 in the enforcement of the National Pretreatment Standards as defined by 40 CFR 402.8(f)2(viii), the Cities of **Glendale, Mesa, Phoenix, Scottsdale, and Tempe**, and the Town of **Gilbert**, **Arizona** are hereby publishing the following list of Users in Significant Noncompliance (SNC) with applicable pretreatment requirements. **This notice covers the period from January 1, 2012 through December 31, 2012.**

A User is in a state of SNC when violations meet one or more of the following:

A. Chronic violations (CSNC) of wastewater discharge limits defined here as those in which sixty-six percent or more of all of the measurements taken during a six-month period exceed (by any magnitude) the daily maximum limit or the average limit for the same pollutant parameter.
B. Technical Review Criteria violations (TRCSNC), defined here as those in which thirty-three percent or more of all of the measurements taken during a six-month period equal or exceed the product of the daily maximum limit or the average limit multiplied by the applicable TRC (TRC= 1.4 for BOD, TSS, fats, oil and grease; and 1.2 for all other pollutants except pH).
C. Any other violation of a pretreatment effluent limit (daily maximum or long term average) that the POTW determines has caused alone or in combination with other discharges interference or pass through (including endangering the health of POTW personnel or the general public);
D. Any discharge of a pollutant that has caused imminent endangerment to human health, welfare or to the environment or has resulted in the POTW's exercise of its emergency authority to halt or prevent such a discharge;
E. Failure to meet, within 90 days after the schedule date, a compliance schedule milestone contained in a permit or enforcement order for starting construction, completing construction, or attaining final compliance;
F. Failure to provide within 30 days after the due date the required report such as a Baseline Monitoring Report, a 90 day compliance report, periodic self-monitoring reports, and reports on compliance with compliance schedules;
G. Failure to accurately report noncompliance; or
H. Any other violation or group of violations, which the POTW determines will adversely affect the operation or implementation of the local pretreatment program.

Public participation and cooperation are important to a successful industrial pretreatment program. If you have comments or witness a situation that you believe may involve an illegal discharge of pollutants or hazardous material into a municipality's sewer system, please immediately notify the appropriate municipality: Gilbert (480) 503-6411, Glendale (623) 930-4758, Mesa (480) 644-2131, Phoenix (602) 495-5926, Scottsdale (480) 391-5687, or Tempe (480) 350-2678.

Industrial User	Nature of Violation/ Type of Pollutant	Date Of Last Non-Compliance	Has User Returned to Compliant Status as of 12/31/2012?	Number of Times Published	Nature of Enforcement Action(s)	Comments
Glendale						
Presto Casting Company 5440 W Missouri Avenue Glendale, Arizona 85301	Effluent Limitations / Arsenic & Selenium	02/29/2012	Yes	4	Notice of SNC	Significant Industrial User effluent violations occurred late in 1st Quarter; resampling to avoid SNC was not possible.
Mesa						
No Users in SNC						
Phoenix						
Mega Metals Unlimited, Inc. 1323 North 22nd Avenue Phoenix, Arizona 85009	TRC Monthly Average /Titanium	07/30/2012	Yes	1	Notices of Violation Temporary Increase in Self-Monitoring Show Cause Hearing Civil Penalties	Significant Industrial User ceased all categorical discharge in 09/2012; reclassified to Class B Zero Categorical Wastewater Discharge Permit.
Dignity Healthcare – St. Joseph's Medical Center 350 West Thomas Road Phoenix, Arizona 85013	24-Hour Reporting / 37 Days Late Reporting a Copper Violation	02/28/2012	Yes	3	Notices of Violation Show Cause Hearing Civil Penalties	Significant Industrial User failed to notify Phoenix within 24-hours of 7.6 mg/L Copper violation; 37-days late.
Scottsdale						
No Users in SNC						
Tempe						
Dynaco Corporation 3020 South Park Drive Tempe, Arizona 85282	Daily Maximum /Copper	01/25/2012	No	3	Notices of Violation Administrative Order Civil Penalties Permit Revoked	Significant Industrial User failed to pay civil penalties and went out of business 06/2012. Wastewater Discharge Permit was revoked on 07/19/2012.
Town of Gilbert						
No Users in SNC						

SECTION 1.3
DEFINITIONS, LIMITS, AND FORMS

DEFINITIONS

The following is a list of the more commonly used words and phrases used throughout this report.

Baseline Monitoring Report (BMR) - The initial Monitoring Report submitted by categorical industrial users in accordance with 40 CFR 403.12.

Bypass - The intentional diversion of wastes from any portion of a treatment facility.

Categorical Standards - (National/Federal Categorical Pretreatment Standards) - Those standards promulgated by the U.S. Environmental Protection Agency (EPA) under the authority of Section 307 (b) and (c) of the Clean Water Act (33 U.S.C. 1317) which apply to a specific category of Industrial User and which are published in 40 CFR Chapter I, Subchapter N (Parts 401-471).

Compliance Status - Is a standard established by the EPA on which to measure whether an industrial discharger is complying with the law. This standard is broken down into three parts: (1) Compliance, (2) Inconsistent compliance, and (3) Significant noncompliance. Compliance is when an industrial discharger has committed no pretreatment violations during the reporting year. Significant noncompliance is defined in the definition section. Inconsistent compliance is where there is at least one pretreatment violation, or more, but not enough to reach significant noncompliance.

Composite sample - A combination of individual samples obtained at regular intervals over a specified time period. The volume of each individual sample shall be either proportional to the flow rate during the sample period (flow composite) or constant and collected at equal time intervals during the composite period (time composite) as defined in the permit.

Industrial User

A. A source of industrial discharge; or

B. Any nonresidential user of the sewer system which discharges more than the equivalent strength of 25,000 gallons per day of domestic wastes;

C. Any significant industrial user;

D. Has control over the disposal of a waste as described in A, B, or C above; or

E. Has the right of possession and control over any property which produces a waste as described in A, B, C, or D above.

Interference - A discharge which, alone or in conjunction with a discharge or discharges from other sources both:

A. Inhibits or disrupts the POTW, its treatment processes or operation, or its sludge processes use or disposal and

B. Therefore is a cause of a violation of any requirement of any environmentally related permit issued by a governmental entity (including an increase in the magnitude or duration of a violation) or of the prevention of sewage sludge use or disposal in compliance with the following statutory provisions and regulations or permits issued thereunder (or more

stringent state or local regulations): Section 405 of the Clean Water Act, the Solid Waste Disposal Act (SWDA) (including Title II, more commonly referred to as the Resource Conservation and Recovery Act (RCRA); and including state regulations contained in any state sludge management plan prepared pursuant to Subtitle D of the SWDA), the Clean Air Act, the Toxic Substances Control Act, and the Marine Protection, Research and Sanctuaries Act.

Liquid Waste Hauler (or Waste Hauler) - Any person carrying on or engaging in vehicular transport of wastewater or wastes as part of, or incidental to, any business for the purpose of discharging such waste into the City's treatment works.

NPDES Permit - A National Pollutant Discharge Elimination System Permit, issued to the City by the EPA, which imposes federal standards governing the quality of the treated effluent discharged from the POTW.

Pass Through - A discharge which exits the POTW into waters of the United States in quantities or concentrations which, alone or in conjunction with a discharge or discharges from other sources, is a cause of a violation of any requirement of the POTW NPDES Permit (including an increase in the magnitude or duration of a violation) or which causes or contributes to a violation of an applicable numeric or narrative water quality standard.

Pretreatment - The physical, chemical, biological or other treatment of any industrial discharge prior to discharge to the POTW, for the purpose of:

A. Reducing the amount or concentration of any pollutant; or

B. Eliminating the discharge or any pollutant; or

C. Altering the nature of any pollutant characteristic to a less harmful state.

POTW - Publicly Owned Treatment Works and connecting sewer collection system which are owned and/or operated, in whole or in part, by the City and which provide the City with wastewater collection and disposal services.

Sanitary Sewer - A sewer which carries sewage and to which storm, surface, and ground waters are not intentionally admitted.

Significant Industrial User - This term includes:

A. All discharges subject to categorical pretreatment standards under 40 CFR 403.6 and 40 CFR Chapter I, Subchapter N.

B. All noncategorical dischargers that, in the opinion of the Director, have a reasonable potential to adversely affect the operation, or that contribute a process wastestream which makes up five percent or more of the average dry weather capacity of any of the POTW treatment plants or that discharges an average of 25,000 gallons per day or more of process wastewater to the POTW, or has a reasonable potential for adversely affecting the POTW operation or for violating any pretreatment standard or requirement.

Significant Noncompliance - An Industrial user is in a state of significant noncompliance (SNC)

when violations meet one or more of the following criteria:

A. Chronic violations of wastewater discharge limits, defined here as those in which 66 percent or more of all of the measurements taken during a six-month period exceed (by any magnitude) the daily maximum limit or the average limit for the same pollutant parameter;

B. Technical Review Criteria (TRC) violations, defined here as those in which 33 percent or more of all of the measurements for each pollutant parameter taken during a six-month period equal or exceed the product of the daily maximum limit or the average limit multiplied by the applicable TRC (TRC=1.4 for BOD, TSS, fats, oil and grease, and 1.2 for all other pollutants except pH);

C. Any other violation of a pretreatment effluent limit (daily maximum or long-term average) that the POTW determines has caused, alone or in combination with other dischargers, interference or pass through (including endangering the health of POTW personnel or the general public);

D. Any discharge of a pollutant that has caused imminent endangerment to human health, welfare or to the environment or has resulted in the POTW's exercise of its emergency authority under this Chapter to halt or prevent such a discharge;

E. Failure to meet, within 90 days after the schedule date, a compliance schedule milestone contained in a permit or enforcement order for starting construction, completing construction, or attaining final compliance;

F. Failure to provide within 30 days after the due date, required reports such as baseline monitoring reports, 90-day compliance reports, periodic self monitoring reports, and reports on compliance with compliance schedules;

G. Failure to accurately report noncompliance; or

H. Any other violation or group of violations, which the POTW determines, will adversely affect the operation or implementation of the local pretreatment program.

Upset - An exceptional incident in which there is unintentional and temporary noncompliance with technology-based permit effluent limitations because of factors beyond the reasonable control of the permittee, excluding such factors as operational error, improperly designed or inadequate treatment facilities, or improper operation and maintenance or lack thereof.

PHRASES

Parameter Violation - A pre-established limit for a particular pollutant has been exceeded, resulting in an unlawful wastewater discharge to the sanitary sewer. For example, if Company XYZ is only regulated under the Phoenix City Code, and discharges silver, the permissible limit would be 1.2 mg/l (parts per million). If a discharge exceeds this limit, then that would be a parameter violation.

Reporting Violation - Failure of the industrial discharger to submit reports required under the law.

Limits Appendices
Glendale, Mesa, Phoenix, Scottsdale, and Gilbert

The Limits Appendices on the following pages are used in the Significant Industrial User Compliance Status Reports of this annual report, and apply to the discharges from all permitted industrial users throughout the Cities of Glendale, Mesa, Phoenix, Scottsdale, and Town of Gilbert service area. The more stringent of the applicable Federal Categorical Standards and the Local Limits contained in Appendix A are applied on a parameter-by-parameter basis to the industrial users' discharges.

All limitations for each limit appendix are in concentration units of milligrams per liter (mg/L), unless noted otherwise.

APPENDIX	DESCRIPTION
A	Local Limits
B	423.16 Steam Electric Power Generating PSES
C	413.24 and 413.44 Electroplating PSES > 10,000 GPD
D	433.15 Metal Finishing PSES
E	433.17 Metal Finishing PSNS
F	469.18 Electrical and Electronic Components Subpart A PSNS
G	467.35.Aluminum Forming Subpart C PSES Concentration Equivalent
H	467.35.Aluminum Forming Subpart C PSES Concentration Equivalent
I	467.35.Aluminum Forming Subpart C PSES Concentration Equivalent
J	465.45.Coil Coating Subpart D PSNS Concentration Equivalent
K	439.46 Pharmaceutical Manufacturing Subpart D PSES
L	439.47 Pharmaceutical Manufacturing Subpart D PSNS
M	439.47 Pharmaceutical Manufacturing Subpart D PSNS & CWF 65% BioTech
N	437.16 Centralized Waste Treatment Subpart A PSNS
O	437.26 Centralized Waste Treatment Subpart B PSNS
P	437.36 Centralized Waste Treatment Subpart C PSNS
Q	437.46(b) Centralized Waste Treatment Subpart D Multiple Wastestreams
R	421.306 Nonferrous Metals Manufacturing Subpart AB PSNS Conc. Equivalent
S	469.18 Electrical and Electronic Components CWF 98.46% Entrepix
T	469.28 Electrical and Electronic Components CWF 66% SUMCO
U	PLACEHOLDER
V	PLACEHOLDER
W	433.17 Metal Finishing CWF 90.41% MPP Group of Companies
X	433.17 Metal Finishing CWF 97.2% Honeywell Sky Harbor Circle
Y	PLACEHOLDER
Z	PLACEHOLDER

APPENDIX A - Local Limits

Metals	Daily Maximum (mg/L)
Arsenic	0.13
Cadmium	0.047
Copper	1.5
Lead	0.41
Mercury	0.0023
Selenium	0.10
Silver	1.2
Zinc	3.5
Anions	**Daily Maximum (mg/L)**
Cyanide (T)	2.0
Other	**Range**
pH	5.0 – 10.5 SU
Other	**Daily Maximum**
Temperature (Max)	150°F/66°C
Flash Point	140°F/60°C

Prohibited Substances (µg/L)	
4,4' - DDE	
4,4' - DDT	
Aldrin	
BHC-Alpha	
BHC-Beta	
BHC-Gamma (Lindane)	
Heptachlor	
Heptachlor Epoxide	
Polychlorinated Biphenyl Compounds (PCBs)	
Pretreatment Sludges	
Organics	**Daily Maximum (µg/L)**
Benzene	35
Chloroform	2000

APPENDIX B – Steam Electric Power Generating
Pretreatment Standards for Existing Sources
40 CFR 423.16

Parameter	Daily Maximum (mg/L)	Monthly Average (mg/L)
Arsenic	0.13	N/A
Cadmium	0.047	N/A
Chromium	0.2	N/A
Copper	1.5	N/A
Cyanide (T)	2.0	N/A
Lead	0.41	N/A
Mercury	0.0023	N/A
Selenium	0.10	N/A
Silver	1.2	N/A
Zinc	1.0	N/A
pH	5.0 – 10.5 SU	N/A

APPENDIX C – Electroplating > 10,000 GPD
Pretreatment Standards for Existing Source
40 CFR 413.24 and 413.44

Parameter	Daily Maximum (mg/L)	4-Day Average (mg/L)
Arsenic	0.13	N/A
Cadmium	0.047	0.7
Chromium	7.0	4.0
Copper	1.5	2.7
Cyanide (T)	1.9	1.0
Lead	0.41	0.4
Mercury	0.0023	N/A
Nickel	4.1	2.6
Selenium	0.10	N/A
Silver	1.2	0.7*
Total Metals	10.5	6.8
TTO	2.13	N/A
Zinc	3.5	2.6
pH	5.0 – 10.5 SU	N/A

* The Four Day Average limitation for Silver is only subject to facilities performing precious metals plating 40 CFR 413.24.

APPENDIX D – Metal Finishing
Pretreatment Standards for Existing Sources
40 CFR 433.15

Parameter	Daily Maximum (mg/L)	Monthly Average (mg/L)
Arsenic	0.13	N/A
Cadmium	0.047	0.26
Chromium	2.77	1.71
Copper	1.5	2.07
Cyanide (T)	1.20	0.65
Lead	0.41	0.43
Mercury	0.0023	N/A
Nickel	3.98	2.38
Selenium	0.10	N/A
Silver	0.43	0.24
TTO	2.13	N/A
Zinc	2.61	1.48
pH	5.0 – 10.5 SU	N/A

Cyanide limitations apply to cyanide bearing process wastewaters prior to combining with other process flows.

APPENDIX E - Metal Finishing
Pretreatment Standards for New Sources
40 CFR 433.17

Parameter	Daily Maximum (mg/L)	Monthly Average (mg/L)
Arsenic	0.13	N/A
Cadmium	0.047	0.07
Chromium	2.77	1.71
Copper	1.5	2.07
Cyanide (T)	1.20	0.65
Lead	0.41	0.43
Mercury	0.0023	N/A
Nickel	3.98	2.38
Selenium	0.10	N/A
Silver	0.43	0.24
TTO	2.13	N/A
Zinc	2.61	1.48
pH	5.0 – 10.5 SU	N/A

Cyanide limitations apply to cyanide bearing process wastewaters prior to combining with other process flows.

APPENDIX F – Electrical and Electronic Components
Subpart A – Semiconductor Subcategory
Pretreatment Standards for New Sources
40 CFR 469.18

Parameter	Daily Maximum (mg/L)	Monthly Average (mg/L)
Arsenic	0.13	N/A
Cadmium	0.047	N/A
Copper	1.5	N/A
Cyanide (T)	2.0	N/A
Lead	0.41	N/A
Mercury	0.0023	N/A
Selenium	0.10	N/A
Silver	1.2	N/A
TTO	1.37	N/A
Zinc	3.5	N/A
pH	5.0 – 10.5 SU	N/A

APPENDIX G – Aluminum Forming
Subpart C – Extrusion Subcategory
Pretreatment Standards for Existing Sources
40 CFR 467.35

Concentration Equivalent
Hydro Aluminum Remelt, 249 S. 51st Ave

Parameter	Daily Maximum (mg/L)	Monthly Average (mg/L)
Arsenic	0.13	N/A
Cadmium	0.047	N/A
Chromium	1.96	0.80
Copper	1.5	N/A
Cyanide (T)	1.29	0.54
Lead	0.41	N/A
Mercury	0.0023	N/A
Oil & Grease	235	116
Selenium	0.10	N/A
Silver	1.2	N/A
TTO	3.06	N/A
Zinc	3.5	2.71
pH	5.0 – 10.5 SU	N/A

These limitations were converted from the Federally promulgated mass-based standards in accordance with the Federal General Pretreatment Regulations at 40CFR 403.6(c). These limits represent the more stringent of the converted standards and local limitations.

APPENDIX H - Aluminum Forming
Subpart C – Extrusion Subcategory
Pretreatment Standards for Existing Sources
40 CFR 467.35

Concentration Equivalent
Hydro Aluminum Plant 1, 249 S. 51st Ave

Parameter	Daily Maximum (mg/L)	Monthly Average (mg/L)
Arsenic	0.13	N/A
Cadmium	0.047	N/A
Chromium	3.19	1.32
Copper	1.5	N/A
Cyanide (T)	2.0	0.88
Lead	0.41	N/A
Mercury	0.0023	N/A
Oil & Grease	382.9	189.3
Selenium	0.10	N/A
Silver	1.2	N/A
TTO	4.98	N/A
Zinc	3.5	4.42
pH	5.0 – 10.5 SU	N/A

These limitations were converted from the Federally promulgated mass-based standards in accordance with the Federal General Pretreatment Regulations at 40CFR 403.6(c). These limits represent the more stringent of the converted standards and local limitations.

APPENDIX I – Aluminum Forming
Subpart C – Extrusion Subcategory
Pretreatment Standards for Existing Sources
40 CFR 467.35

Concentration Equivalent
Hydro Aluminum Plant 2, 50 S 49th Ave

Parameter	Daily Maximum (mg/L)	Monthly Average (mg/L)
Arsenic	0.13	N/A
Cadmium	0.047	N/A
Chromium	3.21	0.72
Copper	1.5	N/A
Cyanide (T)	1.73	0.74
Lead	0.41	N/A
Mercury	0.0023	N/A
Oil & Grease	84.8	84.8
Selenium	0.10	N/A
Silver	1.2	N/A
TTO	5.89	N/A
Zinc	3.5	3.63
pH	5.0 – 10.5 SU	N/A

These limitations were converted from the Federally promulgated mass-based standards in accordance with the Federal General Pretreatment Regulations at 40CFR 403.6(c). These limits represent the more stringent of the converted standards and local limitations.

APPENDIX J – Coil Coating
Subpart D Can Making Subcategory
Pretreatment Standards for New Sources
40 CFR 465.45

Concentration Equivalent
Rexam Beverage Can Company

Parameter	Daily Maximum (mg/L)	Monthly Average (mg/L)
Arsenic	0.13	N/A
Cadmium	0.047	N/A
Chromium	0.69	0.28
Copper	1.5	1.56
Cyanide (T)	2.0	N/A
Fluoride	93.16	41.33
Lead	0.41	N/A
Manganese	1.06	0.46
Mercury	0.0023	N/A
Oil & Grease (SGT-HEM)	31.30	18.79
Phosphorus (T)	26.15	10.70
Selenium	0.10	N/A
Silver	1.2	N/A
TTO	0.50	0.23
Zinc	2.29	0.96
pH	5.0 – 10.5 SU	N/A

These limitations were converted from the Federally promulgated mass-based standards in accordance with the Federal General Pretreatment Regulations at 40CFR 403.6(c). These limits represent the more stringent of the converted standards and local limitations.

APPENDIX K – Pharmaceutical Manufacturing
Subpart D Mixing/Compounding and Formulation Subcategory
Pretreatment Standards for Existing Sources
40 CFR 439.46

Parameter	Daily Maximum (mg/L)	Monthly Average (mg/L)
Acetone	20.7	8.2
n-Amyl Acetate	20.7	8.2
Ethyl Acetate	20.7	8.2
Isopropyl Acetate	20.7	8.2
Methylene Chloride	3.0	0.7
Arsenic	0.13	N/A
Cadmium	0.047	N/A
Copper	1.5	N/A
Cyanide (T)	2.0	N/A
Lead	0.41	N/A
Mercury	0.0023	N/A
Selenium	0.10	N/A
Silver	1.2	N/A
Zinc	3.5	N/A
pH	5.0 – 10.5 SU	N/A

APPENDIX L - Pharmaceutical Manufacturing
Subpart D Mixing/Compounding and Formulation Subcategory
Pretreatment Standards for New Sources
40 CFR 439.47

Parameter	Daily Maximum (mg/L)	Monthly Average (mg/L)
Acetone	20.7	8.2
n-Amyl Acetate	20.7	8.2
Ethyl Acetate	20.7	8.2
Isopropyl Acetate	20.7	8.2
Methylene Chloride	3.0	0.7
Arsenic	0.13	N/A
Cadmium	0.047	N/A
Copper	1.5	N/A
Cyanide (T)	2.0	N/A
Lead	0.41	N/A
Mercury	0.0023	N/A
Selenium	0.10	N/A
Silver	1.2	N/A
Zinc	3.5	N/A
pH	5.0 – 10.5 SU	N/A

APPENDIX M - Pharmaceutical Manufacturing
Subpart D Mixing/Compounding and Formulation Subcategory
Pretreatment Standards for New Sources
40 CFR 439.47

65% Combined Wastestream Formula
BioTech Research Laboratory

Parameter	Daily Maximum (mg/L)	Monthly Average (mg/L)
Acetone	13.6	5.3
n-Amyl Acetate	13.6	5.3
Ethyl Acetate	13.6	5.3
Isopropyl Acetate	13.6	5.3
Methylene Chloride	2.0	0.5
Arsenic	0.13	N/A
Cadmium	0.047	N/A
Copper	1.5	N/A
Cyanide (T)	2.0	N/A
Lead	0.41	N/A
Mercury	0.0023	N/A
Selenium	0.10	N/A
Silver	1.2	N/A
Zinc	3.5	N/A
pH	5.0 – 10.5 SU	N/A

These limitations were derived by applying the Combined Wastestream Formula at 40 CFR 403.6(e) to the discharges regulated under Local Limitations and Pharmaceutical Manufacturing Point Source Standards (40 CFR 439.47).

APPENDIX N – Centralized Waste Treatment
Subpart A – Metals Treatment and Recovery
Pretreatment Standards for New Sources
40 CFR 437.16

Parameter	Daily Maximum (mg/L)	Monthly Average (mg/L)
Antimony	0.249	0.206
Arsenic	0.13	0.104
Cadmium	0.047	0.0962
Chromium	15.5	3.07
Cobalt	0.192	0.124
Copper	1.5	1.06
Cyanide(T)	2.0	N/A
Lead	0.41	0.283
Mercury	0.0023	0.000739
Nickel	3.95	1.45
Selenium	0.10	0.408
Silver	0.120	0.0351
Tin	0.409	0.120
Titanium	0.0947	0.0618
Vanadium	0.218	0.0662
Zinc	2.87	0.641
pH	5.0 – 10.5 SU	N/A

APPENDIX O – Centralized Waste Treatment
Subpart B – Oils Treatment and Recovery
Pretreatment Standards for New Sources
40 CFR 437.26

Parameter	Daily Maximum (mg/L)	Monthly Average (mg/L)
Arsenic	0.13	N/A
Bis(2-ethylhexylphthalate	0.215	0.101
Cadmium	0.047	N/A
Carbazole	0.598	0.276
Chromium	0.746	0.323
Cobalt	56.4	18.8
Copper	1.5	0.242
Cyanide (T)	2.0	N/A
Fluoranthene	0.0537	0.0268
Lead	0.350	0.160
Mercury	0.0023	N/A
n-Decane	0.948	0.437
n-Octadecane	0.589	0.302
Selenium	0.10	N/A
Silver	1.2	N/A
Tin	0.335	0.165
Zinc	3.5	4.50
pH	5.0 – 10.5 SU	N/A

APPENDIX P – Centralized Waste Treatment
Subpart C – Organics Treatment and Recovery
Pretreatment Standards for New Sources
40 CFR 437.36

Parameter	Daily Maximum (mg/L)	Monthly Average (mg/L)
2,4,6-Trichlorophenol	0.155	0.106
Arsenic	0.13	N/A
Cadmium	0.47	N/A
Copper	1.5	N/A
Cyanide (T)	2.0	N/A
Lead	0.41	N/A
Mercury	0.0023	N/A
p-Cresol	0.698	0.205
o-Cresol	1.92	0.561
Selenium	0.10	N/A
Silver	1.2	N/A
Zinc	3.5	N/A
pH	5.0 – 10.5 SU	N/A

APPENDIX Q – Centralized Waste Treatment
Subpart D Multiple Wastestreams
Pretreatment Standards for Existing Sources
40 CFR 437.46(b)

Parameter	Daily Maximum (mg/L)	Monthly Average (mg/L)
2,4,6-Trichlorophenol	0.155	0.106
Antimony	0.249	0.206
Arsenic	0.13	0.104
Bis(2-ethylhexyl)phthalate	0.267	0.158
Cadmium	0.047	0.0962
Carbazole	0.392	0.233
Chromium	0.947	0.487
Cobalt	0.192	0.124
Copper	0.405	0.301
Cyanide	2.0	N/A
Fluoranthene	0.787	0.393
Lead	0.222	0.172
Mercury	0.00234	0.000739
Molybdenum	N/A	N/A
n-Decane	5.79	3.31
Nickel	3.95	1.45
n-Octadecane	1.22	0.925
o-Cresol	1.92	0.561
p-Cresol	0.698	0.205
Selenium	0.10	N/A
Silver	0.120	0.0351
Tin	0.409	0.120
Titanium	0.0947	0.0618
Vanadium (T)	0.218	0.0662
Zinc	2.87	0.641
pH	5.0 – 10.5 SU	N/A

APPENDIX R – Nonferrous Metals Manufacturing
Subpart AB Primary & Secondary Titanium Subcategory
Pretreatment Standards for New Sources
40 CFR 421.306

Parameter	Daily Maximum (mg/L)	Monthly Average (mg/L)
Arsenic	0.13	N/A
Cadmium	0.047	N/A
Chromium	0.401	0.163
Copper	1.5	N/A
Cyanide (T)	2.0	N/A
Lead	0.303	0.141
Mercury	0.0023	N/A
Nickel	0.596	0.401
Selenium	0.10	N/A
Silver	1.2	N/A
Titanium	0.574	0.249
Zinc	3.5	N/A
pH	5.0 – 10.5 SU	N/A

APPENDIX S - Electrical and Electronic Components
Subpart A – Semiconductor Subcategory
Pretreatment Standards for New Sources
40 CFR 469.18

98.46% Combined Wastestream Formula
Entrepix, Inc.

Parameter	Daily Maximum (mg/L)	Monthly Average (mg/L)
Arsenic	0.13	N/A
Cadmium	0.047	N/A
Copper	1.5	N/A
Cyanide (T)	2.0	N/A
Lead	0.41	N/A
Mercury	0.0023	N/A
Selenium	0.10	N/A
Silver	1.2	N/A
TTO	1.35	N/A
Zinc	3.5	N/A
pH	5.0 – 10.5 SU	N/A

APPENDIX T – Electrical and Electronic Components
Subpart B – Electronic Crystals Subcategory
Pretreatment Standards for New Sources
40 CFR 469.28

66% Combined Wastestream Formula
SUMCO Southwest Corporation

Parameter	Daily Maximum (mg/L)	Monthly Average (mg/L)
Arsenic	0.13	N/A*
Cadmium	0.047	N/A
Copper	1.5	N/A
Cyanide (T)	2.0	N/A
Lead	0.41	N/A
Mercury	0.0023	N/A
Selenium	0.10	N/A
Silver	1.2	N/A
TTO	1.26	N/A
Zinc	3.5	N/A
pH	5.0 – 10.5 SU	N/A

* 469.28 Arsenic limitations apply only to Gallium or Indium Arsenide manufacturers

APPENDIX W - Metal Finishing
Pretreatment Standards for New Sources
40 CFR 433.17

90.41% Combined Wastestream Limits
MPP Group of Companies
230 South 49th Avenue

Parameter	Daily Maximum (mg/L)	Monthly Average (mg/L)
Arsenic	0.13	N/A
Cadmium	0.047	0.06
Chromium	2.50	1.55
Copper	1.5	1.90
Cyanide (T)	1.08	0.59
Lead	0.41	0.39
Mercury	0.0023	N/A
Nickel	3.60	2.15
Selenium	0.10	N/A
Silver	0.39	0.22
TTO	1.93	N/A
Zinc	2.36	1.34
pH	5.0 – 10.5 SU	N/A

These limitations were derived by applying the Combined Wastestream Formula at 40 CFR 403.6(e) to the discharges regulated under Local Limitations and Metal Finishing Standards (40 CFR 433). Cyanide limitations apply to cyanide bearing process wastewaters prior to combining with other process flows.

APPENDIX X - Metal Finishing
Pretreatment Standards for New Sources
40 CFR 433.17

97.2% Combined Wastestream Limits
Honeywell Mechanical Repair and Overhaul
Phoenix Repair and Overhaul
1944 East Sky Harbor Circle

Parameter	Daily Maximum (mg/L)	Monthly Average (mg/L)
Arsenic	0.13	N/A
Cadmium	0.047	0.068
Chromium	2.69	1.66
Copper	1.5	2.01
Cyanide (T)	1.17	0.63
Lead	0.41	0.42
Mercury	0.0023	N/A
Nickel	3.87	2.31
Selenium	0.10	N/A
Silver	0.42	0.23
TTO	2.07	N/A
Zinc	2.54	1.44
pH	5.0 – 10.5 SU	N/A

These limitations were derived by applying the Combined Wastestream Formula at 40 CFR 403.6(e) to the discharges regulated under Local Limitations and Metal Finishing Standards (40 CFR 433). Cyanide limitations apply to cyanide bearing process wastewaters prior to combining with other process flows.

Limits Appendices Tempe

The Limits Appendices on the following pages are used in the City of Tempe Significant Industrial User Compliance Status Reports of this annual report, and apply to the discharges from all permitted industrial users throughout the City of Tempe service area. The more stringent of applicable Federal Categorical Standards and the Local Limits contained in Appendix T-A are applied on a parameter-by-parameter basis to the industrial users' discharges.

All limitations for each limit appendix are in concentration units of milligrams per liter, unless noted otherwise.

APPENDIX	DESCRIPTION
T-A	Tempe Local Limits
T-B	413.14 and 413.54 Electroplating Subparts A and E PSES < 10,000 GPD
T-C	413.84 Electroplating PSES > 10,000 GPD
T-D	433.15 Metal Finishing PSES
T-E	433.17 Metal Finishing PSNS
T-F	469.16 and 469.18 Electrical and Electronic Components Subpart A PSES and PSNS
T-G	469.26 Electrical and Electronic Components Subpart B PSES
T-H	469.34 Electrical and Electronic Components Subpart C PSES
T-I	426.136.Glass Manufacturing Subpart M (b) PSNS
T-J	461.15.Battery Manufacturing Subpart A (2) PSNS
T-K	423.16 Steam Electric Power Generating PSES
T-L	439.47 Pharmaceutical Manufacturing Subpart D PSNS
T-M	421.266 Nonferrous Metals Manufacturing Subpart X PSNS
T-N	469.28 Electrical and Electronic Components Subpart B PSNS
T-O	469.36 Electrical and Electronic Components Subpart C PSNS

APPENDIX T-A
Tempe Local Limits

Metals	Daily Maximum mg/l	Organics	Daily Maximum mg/l	
Arsenic	0.13	Benzene	0.035	
Cadmium	0.047	Chloroform	2.0	
Copper	1.5	**Other**	**Daily Maximum**	
Lead	0.41	pH (High)	10.5 standard units	
Mercury	0.0023	pH (Low)	5 standard units	
Selenium	0.10	Temperature (Max)	150°F/66°C	Degrees
Silver	1.2	Flash Point	140°F/60°C	Degrees
Zinc	3.5			

Anions	Daily Maximum mg/l	Prohibited Substances
Cyanide (T)	2.00	4,4' - DDE
		4,4' - DDT
		Aldrin
		BHC-Alpha
		BHC-Beta
		BHC-Gamma (Lindane)
		Heptachlor
		Heptachlor Epoxide
		Polychlorinated Biphenyl Compounds (PCBs)
		Pretreatment Sludges

APPENDIX T-B

40 CFR 413 - Electroplating Point Source Category, <10,000 GPD

40 CFR 413.14, Subpart A – Electroplating of Common Metals Subcategory, Pretreatment Standards for Existing Sources (PSES)

and

40 CFR 413.54, Subpart E – Coatings Subcategory, Pretreatment Standards for Existing Sources (PSES)

Parameter	Daily Maximum mg/l	Four-Day Average mg/l	Sample Method
Cyanide, Amenable*	5.00	2.70	Grab
Lead, Total	0.60	0.40	Composite
Cadmium, Total	1.20	0.70	Composite
Total Toxic Organics**	4.57	N/A	Grab

* The Cyanide sample shall be taken at the end of CN destruction and before mixing with any other waste stream if process is present.

** See Attachment 1

APPENDIX T-C

40 CFR 413.84 - Electroplating Point Source Category, > 10,000 GPD
Subpart H - Printed Circuit Board Subcategory,
Pretreatment Standards for Existing Sources (PSES)

Parameter	Daily Maximum mg/l	Four-Day Average mg/l	Sample Method
Cyanide, Total*	1.90	1.00	Grab
Copper, Total	4.50	2.70	Composite
Nickel, Total	4.10	2.60	Composite
Chromium, Total	7.00	4.00	Composite
Zinc, Total	4.20	2.60	Composite
Lead, Total	0.60	0.40	Composite
Cadmium, Total	1.20	0.70	Composite
Total Metals**	10.50	6.80	Composite
Total Toxic Organics***	2.13	N/A	Grab

* The Cyanide sample shall be taken at the end of CN destruction and before mixing with any other waste stream if process is present.

** The term "total metals" is defined as the sum of the concentration or mass of Copper (Cu), Nickel (Ni), Chromium (Cr)(total) and Zinc (Zn).

*** See Attachment 1

APPENDIX T-D

40 CFR 433.15 - Metal Finishing Point Source Category, Subpart A – Metal Finishing Subcategory, Pretreatment Standards for Existing Sources (PSES)

Parameter	Daily Maximum mg/l	Monthly Average mg/l	Sample Method
Cadmium, Total	0.69	0.26	Composite
Chromium, Total	2.77	1.71	Composite
Copper, Total	3.38	2.07	Composite
Lead, Total	0.69	0.43	Composite
Nickel, Total	3.98	2.38	Composite
Silver, Total	0.43	0.24	Composite
Zinc, Total	2.61	1.48	Composite
Cyanide, Total*	1.20	0.65	Grab
Total Toxic Organics**	2.13	N/A	Grab

* The Cyanide sample shall be taken at the end of CN destruction and before mixing with any other waste stream if process is present.

** See Attachment 1

APPENDIX T-E

40 CFR 433.17 - Metal Finishing Point Source Category, Subpart A – Metal Finishing Subcategory, Pretreatment Standards for New Sources (PSNS)

Parameter	Daily Maximum mg/l	Monthly Average mg/l	Sample Method
Cadmium, Total	0.11	0.07	Composite
Chromium, Total	2.77	1.71	Composite
Copper, Total	3.38	2.07	Composite
Lead, Total	0.69	0.43	Composite
Nickel, Total	3.98	2.38	Composite
Silver, Total	0.43	0.24	Composite
Zinc, Total	2.61	1.48	Composite
Cyanide, Total*	1.20	0.65	Grab
Total Toxic Organics**	2.13	N/A	Grab

* The Cyanide sample shall be taken at the end of CN destruction and before mixing with any other waste stream if process is present.

** See Attachment 1

APPENDIX T-F

40 CFR 469.16 – Electrical and Electronic Components Point Source Category,
Subpart A – Semiconductor Subcategory
Pretreatment Standards for Existing Sources (PSES)

AND

40 CFR 469.18 - Electrical and Electronic Components Point Source Category,
Subpart A - Semiconductor Subcategory,
Pretreatment Standards for New Sources (PSNS)

Parameter	Daily Maximum mg/l	Monthly Average mg/l	Sample Method
Total Toxic Organics*	1.37	N/A	Grab

* See Attachment 1

APPENDIX T-G

40 CFR 469.26 - Electrical and Electronic Components Point Source Category, Subpart B - Electronic Crystals Subcategory, Pretreatment Standards for Existing Sources (PSES)

Parameter	Daily Maximum mg/l	Monthly Average mg/l	Sample Method
Total Toxic Organics*	1.37	N/A	Grab
Arsenic, Total	2.09	0.83	Composite

* See Attachment 1

APPENDIX T-H

40 CFR 469.34 - Electrical and Electronic Components Point Source Category, Subpart C - Cathode Ray Tube Subcategory, Pretreatment Standards for Existing Sources (PSES)

Parameter	Daily Maximum mg/l	Monthly Average mg/l	Sample Method
Total Toxic Organics*	1.58	N/A	Grab
Cadmium, Total	0.06	0.03	Composite
Chromium, Total	0.65	0.30	Composite
Lead, Total	1.12	0.41	Composite
Zinc, Total	1.38	0.56	Composite
Fluoride, Total	35.00	18.00	Composite

* See Attachment 1

APPENDIX T-I

40 CFR 426.136 - Glass Manufacturing Point Source Category
Subpart M (b) - Hand Pressed and Blown Glass Manufacturing Subcategory
Pretreatment Standards for New Sources (PSNS)

Parameter	Daily Maximum mg/l	Monthly Average mg/l	Sample Method
Fluoride, Total	26.00	13.00	Composite

APPENDIX T-J

40 CFR 461.15 - Battery Manufacturing Point Source Category
Subpart A (2) - Cadmium Subcategory - Impregnated Anodes
Pretreatment Standards for New Sources (PSNS)

Parameter	Daily Maximum mg/kg	Monthly Average mg/kg	Sample Method
Cadmium, Total	40.00	16.00	Composite
Nickel, Total	110.00	74.00	Composite
Zinc, Total	204.00	84.00	Composite
Cobalt, Total	28.00	14.00	Composite

APPENDIX T-K

40 CFR 423.16 - Steam Electric Power Generating Point Source Category
Pretreatment Standards for Existing Sources (PSES)

Parameter	Chemical Metal Cleaning Wastes Daily Maximum mg/l	Cooling Tower Blowdown Maximum anytime mg/l	Sample Method
Copper, Total*	1.00	N/A	Composite
Chromium, Total	N/A	0.20	Composite
Zinc, Total	N/A	1.00	Composite
All other Priority Pollutants	N/A	No Detectable Amount	Composite

There shall be no discharge of Polychlorinated Biphenyls.

* This applies only when chemical metal cleaning waste is being discharged.

APPENDIX T-L

40 CFR 439.47 - Pharmaceutical Manufacturing Point Source Category
Subpart D - Mixing/Compounding and Formulation Subcategory
Pretreatment Standards for New Sources (PSNS)

Parameter	Daily Maximum mg/l	Monthly Average mg/l	Sample Method
Acetone	20.70	8.20	Grab
n-Amyl acetate	20.70	8.20	Grab
Ethyl acetate	20.70	8.20	Grab
Isopropyl acetate	20.70	8.20	Grab
Methylene chloride	3.00	0.70	Grab

APPENDIX T-M

40 CFR 421 - Nonferrous Metals Manufacturing Point Source Category
Subpart X - Secondary Precious Metals Subcategory,
§421.266 - Pretreatment Standards for New Sources (PSNS)
(c) Spent Plating Solutions

(as amended at 55 FR 31711-31713, August 3, 1990)

Pollutant	Daily Maximum mg/l	Monthly Average mg/l	Sample Method
Copper	1.28	0.61	Composite
Cyanide (Total)	0.20	0.08	Grab
Zinc	1.02	0.42	Composite
Combined Metals (Au, Pt, Pd only)	0.30	----	Composite
Ammonia (as N)	133.30	58.60	Composite

APPENDIX T-N

40 CFR 469.28 - Electrical and Electronic Components
Point Source Category
Subpart B - Electronic Crystals Subcategory
Pretreatment Standards for New Sources (PSNS)

Parameter	Daily Maximum mg/l	Monthly Average mg/l	Sample Method
Total Toxic Organics*	1.37	N/A	Grab
Arsenic (T)**	2.09	.083	Composite

* See Attachment 1

** The Arsenic (T) limitation only applies to manufacturers of gallium or indium arsenide crystals.

APPENDIX T-O

40 CFR 469.36 – Electrical and Electronic Components
Point Source Category
Subpart C – Cathode Ray Tube Subcategory
Pretreatment Standards for New Sources (PSNS)

Parameter	Daily Maximum mg/l	Monthly Average mg/l	Sample Method
TTO*	1.58	N/A	Grab
Cadmium (T)	0.06	0.03	Composite
Chromium (T)	0.56	0.26	Composite
Lead (T)	0.72	0.27	Composite
Zinc (T)	0.80	0.33	Composite
Fluoride (T)	35.00	18.00	Composite

* See Attachment 1

GUIDE TO THE SIU COMPLIANCE STATUS REPORT FORM

In order to facilitate understanding of the information supplied on the Significant Industrial User (SIU) Compliance Status Report Form contained in this report, the following words and phrases have been defined beginning with the top left hand portion of the form and continuing through to the bottom of the reverse side (refer to sample form following this guide):

1. **NAME**: The correct legal name of the significant industrial user (SIU).

2. **REPORT PERIOD**: The report is done yearly or on a quarterly basis. The four quarters end on March 31, June 30, September 30, and December 31. The year ends on December 31. The report period including the year is shown here.

3. **SERVICE ADDRESS**: The street address of the SIU, which contains the authorized discharge point(s) to the sewer.

4. **MAILING ADDRESS**: The address where written communication is given to the SIU. This may be the same as the service address.

5. **CATEGORICAL INDUSTRIAL USER**: This is followed by a "yes" or "no". If a yes is inserted, then the appropriate 40 CFR Citation is used in 5a. For example, a company having plating operations with thermal infusion coating process would have a 40 CFR cite of 40 CFR 433.17. "CFR" stands for Code of Federal Regulations. If this is a Non-Categorical SIU, N/A would be shown in 5a.

6. **LIMITS APPENDIX**: Identifies the parameters and limits with which the SIU must comply. These limits are identified with letters of the alphabet, which in turn corresponds to the applicable limits. For example, the letter "A" contains the city code limitations. To review the actual limitations see the limits appendices found in this Report.

7. **BMR SUBMITTED**: This is the date that the Baseline Monitoring Report (BMR) was submitted. This report is a requirement for all categorical users discharging to the sewer.

8. **TTO Certification Date Submitted**: Either the date submitted or N/A should be indicated. For facilities having limits for total toxic organics (TTO), this indicates the date certification was provided.

9. **PERMIT EFFECTIVE**: This is the date that a City Permit was effective authorizing the SIU to discharge to the City sewer.

10. **PERMIT EXPIRES**: This is the date that the City Permit expires. If the date is followed by the letters "AE", this means that even though the SIU timely submitted an application for a new permit, a new permit has not been issued. However, the existing permit expiration date is automatically extended so that the existing permit remains in full force and effect until the new permit is issued.

11. **SAMPLING LOCATION VERIFIED ON**: This is the last date on which the point at which compliance samples are taken was visually viewed and verified by the City.

12. **RCRA NOTICE**: This acronym stands for the Resource Conservation and Recovery Act (42 U.S.C.§ 6901 et seq.). 40 CFR 403.8(f)(2)(iii) requires the City to notify industrial users (IUs) of any applicable requirements under Subtitles C and D of RCRA. Generally, this notice describes requirements applicable to IUs regarding the identification of hazardous wastes generated by those IUs and limitations regarding hazardous waste accumulation and storage by IUs. This notice is generally given to the IU in one of the following EPA documents: "RCRA Information on Hazardous Waste for Publicly Owned Treatment Works"; Understanding the Small Quantity Generator Hazardous Waste Rules." The RCRA Notice is the date of the letter sent to the IU.

13. **SLUG CONTROL PLAN EVALUATION DATE**: This is the last date that the SIU was evaluated to determine the need for a plan to control slug discharges.

14. a. **NUMBER OF INSPECTIONS**: Indicates the number of on-site inspections of the SIU during the quarter. Every inspection is followed-up with a written report. The date the inspection was actually performed determines its quarter location on the form, even though a typed report may not be finalized until a later quarter.

    b. **NUMBER OF CITY SAMPLING DAYS**: Indicates the actual number of days that the City took wastewater samples during the quarter. Note: Days in which pH was the only parameter monitored are not included in this number.

    c. **NUMBER OF SIU SAMPLING DAYS**: Indicates the actual number of days that the SIU took wastewater samples during the quarter. Note: Days in which pH was the only parameter monitored are not included in this number.

    d. **NUMBER OF PARAMETER VIOLATIONS**: Indicates the actual number of parameters (limitations) that were violated during the quarter. As an example, if there was one copper and one silver limit exceeded on July 14, then the Arabic number two (2) would appear for this requirement in the Third Quarter box.

    e. **NUMBER OF INSPECTION VIOLATIONS: Indicates by quarter the number of** pretreatment violations that were found through on-site inspections of the SIU.

    f. **NUMBER OF REPORTING VIOLATIONS**: SIUs are required to submit periodic reports that include results of their sampling, as well as meeting other reporting obligations. This indicates the actual number of pretreatment violations arising from failure to meet reporting requirements.

    g. **NUMBER OF PERMIT CONDITION VIOLATIONS**: Indicates by quarter the number of permit condition violations found. Examples of permit condition violations are failure to sample required parameters; using incorrect analytical methods; taking grab samples in lieu of composite when required.

    h. **COMPLIANCE STATUS**: This is indicated by the letters "C", "I", and "S", which is further discussed in "Compliance codes" below.

    i. **EVALUATED AS OF**: This is the actual date on which the compliance status of the SIU was determined, using data available at that time.

15. COMPLIANCE CODES:

a. C=Compliance: This means that the SIU was in 100 percent compliance with every applicable pretreatment requirement for every day in the quarter.

b. I=Inconsistent Compliance: This means that the SIU had at least one pretreatment violation during the quarter, but the violation(s) did not meet the definition of Significant Noncompliance (SNC).

c. S=Significant Noncompliance (SNC): This is a term that is defined in 40 CFR 403.8(f)(2)(vii) and in City Code that requires an IU having SNC pretreatment violations to be published in the largest local daily newspaper (Arizona Republic). SNC is determined each quarter using data from the previous six months. Pretreatment Violations that meet the SNC criteria are:

(i) Chronic violations of wastewater discharge limits are those in which 66 percent or more of all of the measurements taken during a six-month period exceed (by any magnitude) the daily maximum limit or the average limit for the same pollutant parameter;

(ii) technical review criteria (TRC) violations, are those in which 33 percent or more of all of the measurements for each pollutant parameter taken during a six-month period equal or exceed the product of the daily maximum limit or the average limit multiplied by the applicable TRC (TRC=1.4 FOR BOD, TSS, fats, oil, and grease, and 1.2 for all other pollutants except pH);

(iii) any other violation of a pretreatment effluent limit (daily maximum or longer-term average) that the City determines has caused, alone or in combination with other discharges, interference or pass through (including endangering the health of Publicly Owned Treatment Plant (POTW) personnel or the general public);

(iv) Any discharge of a pollutant that has caused imminent endangerment to human health, welfare or to the environment or has resulted in the POTW's exercise of its emergency authority to halt or prevent such a discharge;

(v) failure to meet, within 90 days after the schedule date, a compliance schedule milestone contained in a permit or enforcement order for starting construction, completing construction, or attaining final compliance;

(vi) failure to provide, within 30 days after the due date, required reports such as baseline monitoring reports, 90-day compliance reports, periodic self monitoring reports, and reports on compliance with compliance schedules;

(vii) Failure to accurately report noncompliance; or

(viii) Any other violation or group of violations, which the City determines, will adversely affect the operation or implementation of the local pretreatment program.

16. **IF COMPANY IS IN I OR S THEN THE FOLLOWING TABLE APPLIES**: This table contains information, which clarifies the nature and degree of violation of pretreatment requirements. The Quarter indicates what time period in which the violation occurred. The type of violation tells what it is, e.g., reporting, permit condition, daily limit, monthly average, etc. This is followed by boxes labeled "date of violation", sample composite or grab", "limit federal or city", and "monitoring city or IU", which further identify the violation and source of detection. The remaining large box identifies the parameter violated, a comparison of the violation number with the actual limitation, and the number of measurements per quarter.
17. **ENFORCEMENT STATUS**: Is identified with letters of the alphabet by quarter. These letters are discussed in "Enforcement Status Codes," below.

18. **ENFORCEMENT STATUS CODES**:

A. Notice of Violation (NOV) - Written notice to the violating SIU, that a pretreatment violation had occurred and requesting information as to why it happened and what corrective measures will be taken to prevent future occurrences.

B. Administrative Order (AO) - A written document issued by the City ordering specified action to be taken. These generally are compliance orders instructing the SIU to install pretreatment equipment. Note: Requiring an appearance of the SIU at an administrative proceeding falls within this category.

C. Civil Action Filed - A lawsuit filed in Maricopa County Superior Court or U.S. District Court seeking damages, civil penalties, and/or an injunction for pretreatment violations.

D. Criminal Action Filed - An action taken by the City Prosecutor seeking criminal fines and/or jail time for pretreatment violations.

E. Pretreatment Settlement Agreement (PSA) - An out-of-court settlement addressing pretreatment violations. These agreements may provide for the payment of monetary penalties, completion of a compliance schedule, as well as stipulated civil penalties for future violations.

F. Assessment of Monetary Penalties - This can be done as part of an out of court settlement or included within a civil action. This is the payment of money by the SIU for pretreatment violations. The maximum civil penalty by law is $25,000 per day for each violation.

G. Restriction of Flow - Reduction of the volume of industrial wastewater that can be lawfully discharged into the sanitary sewer.

H. Permit Revocation - A SIU can only lawfully discharge wastewater in accordance with a Permit issued by the City, which Permit can be taken away from the SIU.

I. Compliance Schedule Issued - Is a timetable under which specified pretreatment equipment must be installed and/or management and operation practices must be implemented. Such schedules may also be part of Administrative Orders.

J. Disconnection from Sewer - The actual physical blocking of the SIU from the sanitary sewer.

K. Published in Newspaper as Significant Violator in Prior Reporting Year - Newspaper publication is required of all SNC violators during the prior reporting year. This publication is generally done in March.

L. Temporary Increase in SIU Self Monitoring (TISM) - If an SIU has one or more violations of any effluent limit, then the IU is notified that it is required to sample for all parameters that were violated once a week for four consecutive weeks. In the event that it is not possible for an IU to increase the frequency of self monitoring, then an unannounced inspection at the IU site will be performed. The cost of this enforcement activity will be billed to the IU. This procedure would apply to those IUs who are currently sampling every day or for every batch prior to discharge.

N. No Enforcement Action - Enforcement action is not required or necessary.

19. **ENFORCEMENT SUMMARY AND COMMENTS**: This begins the reverse portion of the form. Its purpose is to highlight and further elaborate upon violations and the appropriate enforcement action taken.

20. **COMPANY NAME**: The legal name of the SIU.

21. **PROCESS FLOW**: The amount of wastewater on a daily basis that the SIU is permitted to discharge to the sewer. This is usually stated in gallons per day (GPD) on an average basis.

22. **GENERAL INFORMATION**: This section contains a brief description of what the SIU manufactures or what their regulated processes are in addition to the type of wastewater treatment system in place.

23. **1ST QUARTER**: Provides for enforcement summary and comments for the quarter ending March 31.

24. **2ND QUARTER**: Provides for enforcement summary and comments for the quarter ending June 30.

25. **3RD QUARTER**: Provides for enforcement summary and comments for the quarter ending September 30.

26. **4TH QUARTER**: Provides for enforcement summary and comments for the quarter ending December 31.

27. **TO BE PUBLISHED THIS YEAR IN NEWSPAPER AS A SIGNIFICANT VIOLATOR**: SNC SIUs must be published in the newspaper. Whether the SIU will be published for this reporting year is indicated in this section.

28. **PENALTIES ASSESSED THIS REPORTING YEAR**: The City can seek civil penalties from SIUs for pretreatment violations. This section provides a running total of the amount of civil penalties assessed during the reporting year. If criminal monetary penalties and/or jail time is applicable, then this will be specifically stated in this section.

29. **PENALTIES COLLECTED THIS REPORTING YEAR**: This section provides a running total of the amount of all monetary penalties collected during the reporting year.

CITY OF PHOENIX
SIGNIFICANT INDUSTRIAL USER COMPLIANCE STATUS REPORT

NAME: **(1)**		REPORT PERIOD: **(2)**	
SERVICE ADDRESS: **(3)**		MAILING ADDRESS: **(4)**	
CATEGORICAL USER? **(5)**	40 CFR **(5a)**	LIMITS APPENDIX: **(6)**	BMR SUBMITTED: **(7)**
TTO CERTIFICATION DATE SUBMITTED: **(8)**		PERMIT EFFECTIVE: **(9)**	PERMIT EXPIRES: **(10)**
SAMPLING LOCATION VERIFIED ON: **(11)**		RCRA NOTICE: **(12)**	
SLUG CONTROL PLAN EVALUATION DATE: **(13)**			

	1st Quarter (Jan 1 - Mar 31)	2nd Quarter (Apr 1 - Jun 30)	3rd Quarter (Jul 1 - Sep 30)	4th Quarter (Oct 1 - Dec 31)
Number of Inspections	**(14a)**			
Number of City Sampling Days	**(14b)**			
Number of IU Sampling Days	**(14c)**			
Number of Parameter Violations	**(14d)**			
Number of Inspection Violations	**(14e)**			
Number of Reporting Violations	**(14f)**			
Number of Permit Cond. Violations	**(14g)**			
Compliance Status	**(14h)**			
Evaluated as of:	**(14i)**			

COMPLIANCE CODES: C = Compliance I = Inconsistent Compliance S = Significant Noncompliance **(15 a, b, c)**
If company is in I or S, then the following table applies**(16)**

Quarter	Type of Violation	Date of Violation	Sample Composite or Grab	Limit Federal or City	Monitoring City or IU	Parameter	Value / Limit	Number of Measurements per Quarter

	1st Quarter (Jan 1 – Mar 31)	2nd Quarter (Apr 1 - Jun 30)	3rd Quarter (Jul 1 – Sep 30)	4th Quarter (Oct 1 - Dec 31)
Enforcement Status	**(17)**			

Enforcement Status Codes **(18)**

A - Notice of Violation (NOV)
B - Administrative Order (AO)
C - Civil Action Filed
D - Criminal Action Filed
E - Pretreatment Settlement Agreement (PSA)
F - Assessment of Monetary Penalties
G - Restriction of Flow
H - Permit Revocation
I - Compliance Schedule Issued
J - Disconnection from Sewer
K - Published in Newspaper for Significant Non-Compliance (SNC) In Prior Reporting Year
L - Temporary Increase in IU Self Monitoring (TISM)
N– No Enforcement Action

ENFORCEMENT SUMMARY AND COMMENTS (19)

Company Name: **(20)**

Process Flow: **(21)**

General Information and type of wastewater treatment

(22)

First Quarter

(23)

Second Quarter

(24)

Third Quarter

(25)

Fourth Quarter

(26)

To be published for this year in newspaper for Significant Non-Compliance? **(27)** Yes ____ No

Penalties this reporting year: Assessed **(28)** Collected **(29)**

SECTION 2.1
CITY OF GLENDALE

POTW PRETREATMENT ANNUAL REPORT

CITY OF GLENDALE, ARIZONA

COVER SHEET

NPDES Permit Holder: City of Phoenix, Arizona

Period Covered by this Report: 01-01-13 through 12-31-13

Name of Wastewater Treatment Plant: 91st Avenue WWTP

NPDES Permit Number: AZ0020524

Person to Contact Concerning City of Glendale Information Contained in the Report:

Lee Robinson
Pretreatment Program Manager
City of Glendale
5901 N. Glen Harbor Blvd
Glendale, Arizona 85307
623-930-4779

As required by 40 C.F.R. Section 122.22(b)(2):

I certify under penalty of law that all CITY OF GLENDALE attachments contained in this document were prepared under my direction or supervision in accordance with a system designed to assure that qualified personnel properly gather and evaluate the information submitted. Based on my inquiry of the person or persons who manage the system, or those persons directly responsible for gathering the information, the information submitted is, to the best of my knowledge and belief, true, accurate, and complete. I am aware that there are significant penalties for submitting false information, including the possibility of fine and imprisonment for knowing violations.

2-6-2014
Date

Douglas E. Kupel, Ph. D.
Interim Deputy Water Services Director
City of Glendale, Arizona

CITY OF GLENDALE ARIZONA

Glendale is located in Maricopa County on the western border of Phoenix. With a water service area population of approximately 231,000 it is the fifth largest city in Arizona. The City has grown from its original one square mile to 56.5 square miles today including the Luke Air Force Base annexation. Situated at 1,100 feet above sea level, Glendale has an annual rainfall of 7 inches and an average high temperature of 85 degrees Fahrenheit with an average low of 57 degrees.

Glendale was founded in 1892 by W.J. Murphy who persuaded B.A. Hadsell to bring his Brethren religious colony from Illinois to settle west of Phoenix. Incorporated as a town in 1910, agriculture and railway shipping sustained Glendale's early growth.

Glendale has a council / manager form of government. The mayor is elected at large every four years and six council members are elected from districts to serve four year terms.

The economic base of Glendale is diversified and continues to expand. Major employers in Glendale are government, health care, general merchandisers, building component assembly, education, and aerospace component manufacturing and assembly.

Luke Air Force Base is located on the western boundary of Glendale and is the largest fighter training base in the western world. Our Loop 101 and Glendale Avenue area is home to the NHL JOBing.COM Arena and NFL University Of Phoenix Stadium.

The Glendale Pretreatment Program officially began in 1983 as a requirement of the US EPA. The basis of this requirement is the 1972 Clean Water Act and the 1978 Federal General Pretreatment Regulations. The objectives of the Pretreatment Program are to prevent interference at the 91st Avenue Publicly Owned Treatment Works, prevent pass-through of pollutants from the treatment works, prevent contamination of treatment plant sludge to allow for land application or landfilling, and to protect the health and safety of our sewer and treatment plant personnel.

City of Glendale
NPDES Annual Report 2013

Pretreatment Program Changes and Other Activities

Program Changes

- In 2013, as the result of a reorganization in the Water Services Department, the Pretreatment Program moved from the water reclamation division to the environmental services division. This change is designed to more closely align Pretreatment with the City's core environmental goal of protecting residents and facilities from harmful pollutants in the waste steam.

SROG Participation

City of Glendale pretreatment personnel participate in monthly Subregional Operating Group (SROG) Technical Advisory Committee meetings held at the AMWUA offices in Phoenix. Glendale personnel also attend SROG meetings held monthly regarding the 91st Ave POTW Metering Stations Impact Study. Glendale Pretreatment personnel also attend quarterly Multi Cities FOG (fats, oil & grease) interest group meetings to discuss valley wide FOG related issues.

Training / Seminars Attended By Pretreatment Personnel

- City of Glendale Pretreatment personnel conduct most of the required Glendale training using an online safety training program.
- 8 hour Hazwoper refresher classes are attended annually.
- The annual AZ WATER conference is also attended by one or more Pretreatment Inspectors.

Public Participation / Education

The City of Glendale Pretreatment Program webpage is available through the City of Glendale's Homepage at the internet address: **www.glendaleaz.com/utilities/pretreatment/.**

City of Glendale Pretreatment personnel routinely handout brochures during commercial inspection such as: The City of Glendale Pretreatment Program; Pollution Prevention for Automotive Maintenance and Repair Shops; Pocketguide to Grease Traps and Interceptors for Eating Establishments; Fat-Free Sewers (Published in English and Spanish); Pollution Prevention Begins With You; and the ADEQ Managing Hazardous Waste Handbook.

City of Glendale

Pretreatment Program
2013
Pollution Prevention Through Point Source Control Measures

Introduction

Section C.1 of the National Pollutant Discharge Elimination System (NPDES) Permit No. AZ0020524 requires Sub-Regional Operating Group (SROG) member cities to submit progress reports detailing efforts pertaining to pollution prevention through point source control measures. The City of Glendale's activities of January through December 2013 are summarized below.

Point Source Control Program

Pollutants of Concern:

Businesses that have the potential to discharge pollutants of concern have been found in 52 different SIC code designations within the City of Glendale. Our commercial inspection program includes all businesses with pollutants of concern including, but not limited to: laundries, dry cleaners, beauty shops, automotive repair, car washes, medical facilities, and public schools. Our revised database indicates over 2,525 such businesses in Glendale and pollution prevention inspections are performed periodically at these businesses. Educational materials regarding waste minimization and pollution prevention are handed out during these inspections.

Oil & Grease Program:

The City of Glendale's Pretreatment database currently identifies 611 active restaurants, taverns and other eating establishments that have potential fats, oil, and grease (FOG) discharges and thus receives periodic inspections by the City. There were a total of 254 grease trap inspections performed during 2013. In August 2007, Glendale began issuing commercial discharge permits to FOG facilities with approved, in service pretreatment devices. Currently there are 367 active commercial discharge permits issued to various FOG facilities.

***Significant Industrial Users (SIUs)**:*

Annual sampling is conducted at Arrowhead Hospital, Banner Thunderbird Medical Center, Corning-Gilbert, Magellan Aerospace, Glendale, Inc., and American Pumping Company. All Significant Industrial Users are inspected on an annual basis to ensure compliance with industrial pretreatment discharge permit requirements. The City of Glendale Pretreatment Department will periodically review tax and license records, planning department information and conduct field investigations to find other potential significant industrial users.

Other Industrial Users:

An annual inspection is also conducted at Magellan Aerospace Turbine Services, a zero discharge categorical industrial user.

Storm Water Program:

The City of Glendale was issued a new Municipal Separate Storm Sewer System (MS4) Permit in August of 2010. With this new permit, the Glendale Pretreatment Program has been assigned additional duties. Performing 100 storm water related inspections per year is one such duty. This year the City of Glendale Pretreatment Program conducted 100 storm water inspections from a prioritized list based on the 11 storm water categories outlined by the Arizona Department of Environmental Quality. A one page best management practices for gas stations educational sheet was mailed out to over 45 automotive gas stations as an educational component in 2013.

Glendale Pretreatment Program

Significant Industrial Users (SIU)

American Pumping Company
7220 N. 65th Avenue
Glendale, Arizona 85301
Signatory: Mr. Tim Dear, Owner
Contact: Mr. Tim Dear
Phone: 602-252-8111
Local Limits Only SIC: 7699, 1711

Arrowhead Hospital
18701 N. 67th Avenue
Glendale, AZ 85308
Signatory: Mr. Tim Riley, Director Facilities Services
Contact: Mr. Tim Riley
Phone: 623-537-3444
Local Limits Only SIC: 8062

Banner Thunderbird Medical Center
5555 W Thunderbird Rd.
Glendale, AZ 85306
Signatory: Mr. Raul Haro, Plant Operations Manager
Contact: Mr. Raul Haro
Phone: 602-865-3023
Local Limits Only SIC: 8062

Corning-Gilbert Inc.
5310 West Camelback Road
Glendale, AZ 85301
Signatory: Mr. Cory Donahue, Plant Engineering Supervisor
Contact: Mr. Cory Donahue
Phone: 602-245-1050
40 CFR 433, Local Limits SIC: 3644, 3471

Magellan Aerospace, Glendale Inc.
5440 West Missouri Ave
Glendale, AZ 85301
Signatory: Mr. Brian Brown, Maintenance Manger
Contact: Mr. Brian Brown
Phone: 602-939-9441
40 CFR 433, Local Limits SIC: 3361, 3479

CITY OF GLENDALE

PRETREATMENT PERFORMANCE SUMMARY
ADDITIONS, DELETIONS AND CHANGES TO THE SIU LIST

ADDITIONS

The following Significant Industrial Users were added in 2013:

None

DELETIONS

The following Significant Industrial Users have ceased operations in 2013:

None

RECLASSIFICATIONS

The following Significant Industrial Users have been reclassified in 2013:

None

NAME CHANGES

The following Significant Industrial Users changed their names in 2013:

Presto Casting Co. 5440 West Missouri Avenue Glendale, Arizona 85301	IS NOW	Magellan Aerospace, Glendale Inc. 5440 West Missouri Avenue Glendale, Arizona 85301

City of Glendale
PRETREATMENT PERFORMANCE SUMMARY
91st Avenue Wastewater Treatment Plant

I. General Information			
Control Authority Name: City of Glendale		**NPDES №.:** AZ0020524	
Address: 5901 N. Glen Harbor Boulevard	**City:** Glendale	**State:** Arizona	**ZIP:** 85307-4502
Contact Person: Lee Robinson, Pretreatment Program Manager		**Contact Telephone Number:** (623) 930-4779	
Reporting Period: January 1 – December 31, 2013	**Categorical IUs:** 2	**Significant Non-Categorical IUs:** 3	

II. Significant Industrial User Compliance							
		Categorical		Non-categorical		Total SIUs	
1.	No. of SIUs in Full Compliance	1	50	3	100	4	80
2.	No. of SIUs in Inconsistent Compliance	1	50	0	0	1	20
3.	No. of SIUs in Significant Noncompliance	0	0	0	0	0	0
4.	No. of Parameter Violations	3		0		3	
5.	No. of Reporting Violations	0		0		0	
6.	No. of Permit Condition Violations	0		0		0	

III. Compliance Monitoring Program				
		Categorical	Non-categorical	Total SIUs
1.	No. of Control Documents Issued	3	0	3
2.	No. of Nonsampling Inspections Conducted	0	0	0
3.	No. of Facilities Inspected (Nonsampling)	2	3	5
4.	No. of Sampling Visits Conducted	0	0	0
5.	No. of Facilities Sampled	2	3	5

IV. Enforcement Actions				
		Categorical	Non-categorical	Total SIUs
1.	Notices of Violations Issued to SIUs	3	0	3
2.	Temporary Increase in IU Self Monitoring	0	0	0
3.	Administrative Orders Issued to SIUs	0	0	0
4.	Compliance Schedules Issued	0	0	0
5.	Settlement Agreements	0	0	0
6	Other Actions	0	0	0
7.	Amount of Penalties Collected (Total Dollars / IUs Assessed)	$ 0.00 / 0	$ 0.00 / 0	$ 0.00 / 0

CITY OF GLENDALE
SIGNIFICANT INDUSTRIAL USER COMPLIANCE STATUS REPORT

NAME:	American Pumping Service, Inc.	REPORT PERIOD:	01/01/2013 through 12/31/2013
SERVICE ADDRESS:	6515 West Northview Glendale, Arizona 85301	MAILING ADDRESS:	P.O. Box 6899 Glendale, Arizona 85312
CATEGORICAL USER?	40 CFR / Local Limits	LIMITS APPENDIX:	A
BMR SUBMITTED:	N/A		
TTO CERTIFICATION DATE SUBMITTED:	N/A	PERMIT EFFECTIVE:	12/04/2009
PERMIT EXPIRES:	09/08/2014		
SAMPLING LOCATION VERIFIED ON:	02/05/2013	RCRA NOTICE:	
SLUG CONTROL PLAN EVALUATION DATE:	N/A		

	1st Quarter (Jan 1 - Mar 31)	2nd Quarter (Apr 1 - Jun 30)	3rd Quarter (Jul 1 - Sep 30)	4th Quarter (Oct 1 - Dec 31)
Number of Inspections	0	0	0	1
Number of City Sampling Days	2	0	0	0
Number of IU Sampling Days	1	0	1	0
Number of Parameter Violations	0	0	0	0
Number of Inspection Violations	0	0	0	0
Number of Reporting Violations	0	0	0	0
Number of Permit Cond. Violations	0	0	0	0
Compliance Status	C	C	C	C
Evaluated as of:	04/01/2013	07/01/2013	10/08/2013	01/31/2014

COMPLIANCE CODES: C = Compliance I = Inconsistent Compliance S = Significant Noncompliance
If company is in I or S, then the following table applies:

Quarter	Type of Violation	Date of Violation	Sample Composite or Grab	Limit Federal or City	Monitoring City or IU	Parameter	Value / Limit	Number of Measurements per Quarter

	1st Quarter (Jan 1 – Mar 31)	2nd Quarter (Apr 1 - Jun 30)	3rd Quarter (Jul 1 – Sep 30)	4th Quarter (Oct 1 - Dec 31)
Enforcement Status	N	N	N	N

Enforcement Status Codes

A - Notice of Violation (NOV)
B - Administrative Order (AO)
C - Civil Action Filed
D - Criminal Action Filed
E - Pretreatment Settlement Agreement (PSA)
F - Assessment of Monetary Penalties
G - Restriction of Flow
H - Permit Revocation
I - Compliance Schedule Issued
J - Disconnection from Sewer
K - Published in Newspaper for Significant Non-Compliance (SNC) In Prior Reporting Year
L - Temporary Increase in IU Self Monitoring (TISM)
N– No Enforcement Action

ENFORCEMENT SUMMARY AND COMMENTS

Company Name: American Pumping Service, Inc.

Process Flow: 6,215 gpd (average)

General Information and type of wastewater treatment
American Pumping specializes in batch treatment of commercial grease trap and residential septic waste. American Pumping's pretreatment system is a non-hazardous liquid waste dewatering system that consists of lime conditioning, polymer addition, and belt press dewatering. Discharge average is approximately 6,215 gallons per day, 21 days per month. Flow and pH are monitored continuously during all batch discharges.
First Quarter
Second Quarter
Third Quarter
Fourth Quarter

To be published for this year in newspaper for Significant Non-Compliance? ____ Yes **X** No

Penalties this reporting Year: Assessed **$ 0.00** Collected **$ 0.00**

CITY OF GLENDALE
SIGNIFICANT INDUSTRIAL USER COMPLIANCE STATUS REPORT

NAME:	Arrowhead Hospital			REPORT PERIOD:	01/01/2013 through 12/31/2013
SERVICE ADDRESS:	18701 N. 67th Avenue Glendale, Arizona 85308		MAILING ADDRESS:	18701 N. 67th Avenue Glendale, Arizona 85308	
CATEGORICAL USER?	No	40 CFR Local Limits	LIMITS APPENDIX:	A	BMR SUBMITTED: N/A
TTO CERTIFICATION DATE SUBMITTED:	N/A		PERMIT EFFECTIVE:	01/03/2014	PERMIT EXPIRES: 11/30/2018
SAMPLING LOCATION VERIFIED ON:	05/13/2013		RCRA NOTICE:		
SLUG CONTROL PLAN EVALUATION DATE:	12/18/2012				

	1st Quarter (Jan 1 - Mar 31)	2nd Quarter (Apr 1 - Jun 30)	3rd Quarter (Jul 1 - Sep 30)	4th Quarter (Oct 1 - Dec 31)
Number of Inspections	0	0	0	1
Number of City Sampling Days	0	3	0	0
Number of IU Sampling Days	1	0	1	0
Number of Parameter Violations	0	0	0	0
Number of Inspection Violations	0	0	0	0
Number of Reporting Violations	0	0	0	0
Number of Permit Cond. Violations	0	0	0	0
Compliance Status	C	C	C	C
Evaluated as of:	04/15/2013	07/15/2013	11/26/2013	01/15/2014

COMPLIANCE CODES: C = Compliance I = Inconsistent Compliance S = Significant Noncompliance
If company is in I or S, then the following table applies:

Quarter	Type of Violation	Date of Violation	Sample Composite or Grab	Limit Federal or City	Monitoring City or IU	Parameter	Value / Limit	Number of Measurements per Quarter

	1st Quarter (Jan 1 – Mar 31)	2nd Quarter (Apr 1 - Jun 30)	3rd Quarter (Jul 1 – Sep 30)	4th Quarter (Oct 1 - Dec 31)
Enforcement Status	N	N	N	N

Enforcement Status Codes

A - Notice of Violation (NOV)
B - Administrative Order (AO)
C - Civil Action Filed
D - Criminal Action Filed
E - Pretreatment Settlement Agreement (PSA)
F - Assessment of Monetary Penalties
G - Restriction of Flow
H - Permit Revocation
I - Compliance Schedule Issued
J - Disconnection from Sewer
K - Published in Newspaper for Significant Non-Compliance (SNC) In Prior Reporting Year
L - Temporary Increase in IU Self Monitoring (TISM)
N– No Enforcement Action

ENFORCEMENT SUMMARY AND COMMENTS

Company Name: Arrowhead Hospital

Process Flow: 94,343 gpd (average)

General Information and type of wastewater treatment

Arrowhead Hospital is a full service healthcare facility with medical and surgical services. Pretreatment consists of acid neutralization (tank), solids screening, and a single three stage grease interceptor that collects hospital cafeteria waste.

First Quarter

Second Quarter

Third Quarter

Fourth Quarter

To be published for this year in newspaper for Significant Non-Compliance? ____ Yes **X** No

Penalties this reporting Year: Assessed **$ 0.00** Collected **$ 0.00**

CITY OF GLENDALE
SIGNIFICANT INDUSTRIAL USER COMPLIANCE STATUS REPORT

NAME:	Banner Thunderbird Medical Center			REPORT PERIOD:	01/01/2013 through 12/31/2013
SERVICE ADDRESS:	5555 W. Thunderbird Road Glendale, Arizona 85306		MAILING ADDRESS:	5555 W. Thunderbird Road Glendale, Arizona 85306	
CATEGORICAL USER?	No	40 CFR Local Limits	LIMITS APPENDIX:	A	BMR SUBMITTED: N/A
TTO CERTIFICATION DATE SUBMITTED:	N/A		PERMIT EFFECTIVE:	11/17/2009	PERMIT EXPIRES: 11/14/2014
SAMPLING LOCATION VERIFIED ON:	10/01/2013		RCRA NOTICE:		
SLUG CONTROL PLAN EVALUATION DATE:	12/2012				

	1st Quarter (Jan 1 - Mar 31)	2nd Quarter (Apr 1 - Jun 30)	3rd Quarter (Jul 1 - Sep 30)	4th Quarter (Oct 1 - Dec 31)
Number of Inspections	0	0	0	1
Number of City Sampling Days	0	0	0	3
Number of IU Sampling Days	0	1	0	1
Number of Parameter Violations	0	0	0	0
Number of Inspection Violations	0	0	0	0
Number of Reporting Violations	0	0	0	0
Number of Permit Cond. Violations	0	0	0	0
Compliance Status	C	C	C	C
Evaluated as of:	07/01/2013	07/01/2013	11/26/2013	01/25/2014

COMPLIANCE CODES: C = Compliance I = Inconsistent Compliance S = Significant Noncompliance
If company is in I or S, then the following table applies:

Quarter	Type of Violation	Date of Violation	Sample Composite or Grab	Limit Federal or City	Monitoring City or IU	Parameter	Value / Limit	Number of Measurements per Quarter

	1st Quarter (Jan 1 – Mar 31)	2nd Quarter (Apr 1 - Jun 30)	3rd Quarter (Jul 1 – Sep 30)	4th Quarter (Oct 1 - Dec 31)
Enforcement Status	N	N	N	N

Enforcement Status Codes

A - Notice of Violation (NOV)
B - Administrative Order (AO)
C - Civil Action Filed
D - Criminal Action Filed
E - Pretreatment Settlement Agreement (PSA)
F - Assessment of Monetary Penalties
G - Restriction of Flow
H - Permit Revocation
I - Compliance Schedule Issued
J - Disconnection from Sewer
K - Published in Newspaper for Significant Non-Compliance (SNC) In Prior Reporting Year
L - Temporary Increase in IU Self Monitoring (TISM)
N– No Enforcement Action

ENFORCEMENT SUMMARY AND COMMENTS

Company Name: Banner Thunderbird Medical Center

Process Flow: 161,219 GPD (average)

General Information and type of wastewater treatment

Banner Thunderbird Medical Center is a full service healthcare facility with medical and surgical services. Pretreatment consist of solids separation/settling along with a single three stage grease interceptor which collects hospital cafeteria waste.

First Quarter

Second Quarter

Third Quarter

Fourth Quarter

To be published for this year in newspaper for Significant Non-Compliance? ____ Yes **X** No

Penalties this reporting Year: Assessed **$ 0.00** Collected **$ 0.00**

CITY OF GLENDALE
SIGNIFICANT INDUSTRIAL USER COMPLIANCE STATUS REPORT

NAME:	Corning Gilbert Incorporated	REPORT PERIOD:	01/01/2013 through 12/31/2013
SERVICE ADDRESS:	5310 West Camelback Road Glendale Arizona 85301	MAILING ADDRESS:	P.O. Box 23189 Phoenix, Arizona 85063
CATEGORICAL USER?	Yes	40 CFR 433.15	
LIMITS APPENDIX:	A, D	BMR SUBMITTED:	08/21/1984
TTO CERTIFICATION DATE SUBMITTED:	01/18/2013	PERMIT EFFECTIVE:	11/30/2012
PERMIT EXPIRES:	11/30/2016		
SAMPLING LOCATION VERIFIED ON:	03/25/2013	RCRA NOTICE:	06/08/1990
SLUG CONTROL PLAN EVALUATION DATE:	12/2012		

	1st Quarter (Jan 1 - Mar 31)	2nd Quarter (Apr 1 - Jun 30)	3rd Quarter (Jul 1 - Sep 30)	4th Quarter (Oct 1 - Dec 31)
Number of Inspections	0	0	0	1
Number of City Sampling Days	4	0	0	0
Number of IU Sampling Days	1	0	1	0
Number of Parameter Violations	0	0	1	2
Number of Inspection Violations	0	0	0	0
Number of Reporting Violations	0	0	0	0
Number of Permit Cond. Violations	0	0	0	0
Compliance Status	C	C	I	I
Evaluated as of:	07/02/2013	07/02/2013	11/26/2013	01/25/2014

COMPLIANCE CODES: C = Compliance I = Inconsistent Compliance S = Significant Noncompliance
If company is in I or S, then the following table applies:

Quarter	Type of Violation	Date of Violation	Sample Composite or Grab	Limit Federal or City	Monitoring City or IU	Parameter	Value / Limit	Number of Measurements per Quarter
3rd	Instantaneous Limit	08/21/2013	Grab	City	IU	pH	3.52/5-10.5 SU	Continuous
4th	Instantaneous Limit	10/15/2013	Grab	City	IU	pH	10.7/5-10.5 SU	Continuous
4th	Instantaneous Limit	10/15/2013	Grab	City	IU	pH	4.4/5-10.5 SU	Continuous

	1st Quarter (Jan 1 – Mar 31)	2nd Quarter (Apr 1 - Jun 30)	3rd Quarter (Jul 1 – Sep 30)	4th Quarter (Oct 1 - Dec 31)
Enforcement Status	N	N	A	A

Enforcement Status Codes

A - Notice of Violation (NOV)
B - Administrative Order (AO)
C - Civil Action Filed
D - Criminal Action Filed
E - Pretreatment Settlement Agreement (PSA)
F - Assessment of Monetary Penalties
G - Restriction of Flow
H - Permit Revocation
I - Compliance Schedule Issued
J - Disconnection from Sewer
K - Published in Newspaper for Significant Non-Compliance (SNC) In Prior Reporting Year
L - Temporary Increase in IU Self Monitoring (TISM)
N– No Enforcement Action

ENFORCEMENT SUMMARY AND COMMENTS

Company Name: Corning Gilbert Incorporated

Process Flow: 59,069 gpd (average)

General Information and type of wastewater treatment

This facility manufactures coaxial cable connectors. Pretreatment consists of hydroxide precipitation, chemical oxidation, stream segregation, filtration, sedimentation, and pH neutralization. Corning-Gilbert monitors flow and pH on a daily basis.

First Quarter

Second Quarter

Third Quarter

On August 21st 2013 at approximately 11:45 am a cooling tower discharge malfunction led to the draining of 300-500 gallons of low pH level water caused a low pH discharge of 3.52 standard units at the point of compliance. The City of Glendale issued a notice of violation to Corning-Gilbert Inc. for low pH. The City of Glendale acceptable pH range is 5.0 – 10.5 standard units. As pH is monitored continuously at the point of compliance and Corning-Gilbert returned to compliance immediately with a pH of 5.70 within 5 minutes of the violation, a temporary increase in self-monitoring was not required.

Fourth Quarter

On October 15, 2013 a waste water treatment operator at Corning-Gilbert Inc. diverted an untreated batch of wastewater to the final pH adjust tank which led to 2 pH violations within two minutes of each other. At 14:26 hours, the pH was 10.7 standard units. At 14:28 hours, the pH was 4.4 standard units. Both were out of the instantaneous limit of 5.0 – 10.5 standard units. Corning-Gilbert immediately returned to compliance, and a temporary increase in self-monitoring was not required.

To be published for this year in newspaper for Significant Non-Compliance? ____ Yes **X** No

Penalties this reporting Year: Assessed **$ 0.00** Collected **$ 0.00**

CITY OF GLENDALE
SIGNIFICANT INDUSTRIAL USER COMPLIANCE STATUS REPORT

NAME:	Magellan Aerospace, Glendale, Inc.	REPORT PERIOD:	01/01/2013 through 12/31/2013
SERVICE ADDRESS:	5440 West Missouri Ave Glendale Arizona 85301	MAILING ADDRESS:	P.O. Box 1059 Glendale, Arizona 85311
CATEGORICAL USER?	Yes	40 CFR	433.15
LIMITS APPENDIX:	A, D	BMR SUBMITTED:	12/29/1988
TTO CERTIFICATION DATE SUBMITTED:	08/08/2013	PERMIT EFFECTIVE:	09/08/2012
PERMIT EXPIRES:	09/01/2016		
SAMPLING LOCATION VERIFIED ON:	03/04/2013	RCRA NOTICE:	06/08/1990
SLUG CONTROL PLAN EVALUATION DATE:	10/22/2009		

	1st Quarter (Jan 1 - Mar 31)	2nd Quarter (Apr 1 - Jun 30)	3rd Quarter (Jul 1 - Sep 30)	4th Quarter (Oct 1 - Dec 31)
Number of Inspections	1	0	0	0
Number of City Sampling Days	4	0	0	0
Number of IU Sampling Days	1	0	1	0
Number of Parameter Violations	0	0	0	0
Number of Inspection Violations	0	0	0	0
Number of Reporting Violations	0	0	0	0
Number of Permit Cond. Violations	0	0	0	0
Compliance Status	C	C	C	C
Evaluated as of:	04/05/2013	07/02/2013	10/30/2013	01/30/2014

COMPLIANCE CODES: C = Compliance I = Inconsistent Compliance S = Significant Noncompliance
If company is in I or S, then the following table applies:

Quarter	Type of Violation	Date of Violation	Sample Composite or Grab	Limit Federal or City	Monitoring City or IU	Parameter	Value / Limit	Number of Measurements per Quarter

	1st Quarter (Jan 1 – Mar 31)	2nd Quarter (Apr 1 - Jun 30)	3rd Quarter (Jul 1 – Sep 30)	4th Quarter (Oct 1 - Dec 31)
Enforcement Status	K	N	N	N

Enforcement Status Codes

A - Notice of Violation (NOV)
B - Administrative Order (AO)
C - Civil Action Filed
D - Criminal Action Filed
E - Pretreatment Settlement Agreement (PSA)
F - Assessment of Monetary Penalties
G - Restriction of Flow
H - Permit Revocation
I - Compliance Schedule Issued
J - Disconnection from Sewer
K - Published in Newspaper for Significant Non-Compliance (SNC) In Prior Reporting Year
L - Temporary Increase in IU Self Monitoring (TISM)
N– No Enforcement Action

ENFORCEMENT SUMMARY AND COMMENTS

Company Name: Magellan Aerospace, Glendale, Inc.

Process Flow: 2,924 gpd (Average)

General Information and type of wastewater treatment

Presto Casting Co. is now officially Magellan Aerospace, Glendale, Inc. This company produces aluminum and magnesium parts by casting. Pretreatment system consists of treating chrome rinse water by reducing chrome III with SO_2, neutralizing, and filter pressing of resulting sludge. Non chrome rinse baths are batch reduced then released. There is no discharge to the sewer from their casting quench operation. Flow and pH are monitored on a continuous basis.

First Quarter

Presto Casting was published in the newspaper in the first quarter of 2013 for a Significant Non Compliance (SNC) event during the previous year, 2012. (Magellan Aerospace, Glendale, Inc. was operating as Presto Casting Co. at the time the significant noncompliance occurred.)

A brief description of the Notice of Significant Non Compliance that was issued in the 2nd quarter of 2012 follows:

A Notice of Significant Non-Compliance was issued to Presto Casting Company for Arsenic and Selenium exceeding the TRC value of 33.33%. Two samples were taken for each parameter over the time period of 10/01/2011 to 03/31/2012. This resulted in a TRC value of 50%. Presto Casting Company will be published in the newspaper for Significant Non-Compliance during the 1st quarter of 2013.

Second Quarter

Third Quarter

Fourth Quarter

To be published for this year in newspaper for Significant Non-Compliance? ____ Yes **X** No

Penalties this reporting Year: Assessed **$ 0.00** Collected **$ 0.00**

SECTION 2.2
CITY OF MESA

POTW PRETREATMENT ANNUAL REPORT

CITY OF MESA, ARIZONA

COVER SHEET

NPDES Permit Holder: City of Phoenix, Arizona
Period Covered by this Report: 01-01-13 through 12-31-13

Name of Wastewater Treatment Plant: 91st Avenue WWTP
NPDES Permit Number: AZ0020524

Person to Contact Concerning City of Mesa Information Contained in the Report:

David Gonzales
Industrial Pretreatment Supervisor
640 North Mesa Drive
Post Office Box 1466
Mesa, Arizona 85211

480-644-2484

As required by 40 C.F.R. Section 122.22(b)(2):

I certify under penalty of law that all CITY OF MESA attachments contained in this document were prepared under my direction or supervision in accordance with a system designed to assure that qualified personnel properly gather and evaluate the information submitted. Based on my inquiry of the person or persons who manage the system, or those persons directly responsible for gathering the information, the information submitted is, to the best of my knowledge and belief, true, accurate, and complete. I am aware that there are significant penalties for submitting false information, including the possibility of fine and imprisonment for knowing violations.

2/6/14
Date

Carlos Padilla
Carlos Padilla
Assistant Water Director
Water Resources Department
City of Mesa, Arizona

Since its incorporation over 100 years ago, the City of Mesa has experienced tremendous growth. Today it remains primed for further growth in size, population, and employment. The history of Mesa extends back to the Hohokam Indians, the "Departed Ones," who built the original canal system in the Valley. Mesa's modern history began in 1877 when a group of Mormon colonists arrived in Lehi and built Fort Utah near the present day intersection of Lehi and Horne Roads. In 1878, a second group of Mormon colonists arrived and established what modern day Mesa became by registering the square mile bounded by the present day Mesa Drive, Country Club, University, and Broadway Roads. In 1883, the City of Mesa was officially incorporated and had an estimated 200 residents.

Almost fifty years later, in 1930, the City's area had expanded to approximately 2.3 square miles and the population had increased to 3,711. Mesa's area and population increased rapidly thereafter. By 1960, Mesa's area was over 15 square miles and the population was nearly 34,000, concentrated near the historic city center. By 1980, the City boundaries had expanded significantly, increasing the City's area to over 66 square miles, and the population had increased to over 152,000. Over these last 30 years, Mesa has continued its rapid growth and expansion to the east. By 2010, the City's area and population had grown to 138 square miles with more than 439,000 residents and 194,822 dwellings. The Mesa Municipal Planning Area is generally bounded by the Salt River on the north, Baseline Road or Germann road on the south, the Loop 101 Freeway on the west, and Meridian Road on the east and covers approximately 172 square miles.

The City of Mesa has an elected Mayor and six City Council members that are limited to two consecutive terms. The City operates under a charter form of government, with the Mayor and City Council setting policy. A voter initiative changed the election of the council members from an at-large system to a system of six districts. Council members serve a term of four years, with three members elected every two years. The mayor is elected at-large every four years. The Mesa City Council actively encourages citizen participation in the decision-making process. This citizen involvement is accomplished through neighborhood meetings, advisory boards and committees, and other means. Based on the citizen input, the Council sets policies for the operation and development of the City. The appointed boards and committees play a major role in this process. The City's leaders and staff strive to improve the quality of life and sustainability of Mesa by developing and enforcing policies related to the City's growth and development.

The City of Mesa provides a wide range of services to meet the needs of the citizens and businesses located in Mesa, including roadways; gas, water, and electric utilities; police; fire and medical services; courts; libraries; solid waste disposal; parks and recreation facilities; arts and cultural programs; and transit. These services significantly improve the quality of life for residents and competitiveness for businesses.

Furthermore, they are not generally provided by the private sector, making it incumbent upon the City to ensure their safe and efficient availability. To provide these services, the City of Mesa draws upon a wide array of revenue sources and makes numerous expenditures. While most of this revenue is from local sources, such as sales taxes, utility charges, and user fees, a proportion also comes from external sources, such as intergovernmental transfers from the State of Arizona. It is critical to the economic well-being of the community that the City's revenues and expenditures are kept in balance.

The mission of the Water Resources Department is to plan, maintain, and protect the City's water supplies in the most efficient and effective manner possible to ensure superior water services to its current and future customers, to improve the quality of life for residents and visitors, and to ensure economic stability and prosperity for Mesa's businesses and industries. The Department consistently improves the efficient use and reuse of current water supplies, secures new and diverse water supplies, and enhances the protection of its water supplies. Over the past few decades the department has developed water sustainability policies that were supported by the City Councils that allowed the City to not only diversify its water resources portfolio but become increasingly drought proof.

The City owns and operates the Southeast Water Reclamation Plant (WRP) and the Northwest WRP. The Southeast WRP currently has an approximate treatment capacity of 9,000 acre-feet per year, while the Northwest WRP has an approximate treatment capacity of 20,000 acre-feet per year. Mesa is also a partial owner of the 91st Avenue WRP with 32,000 acre-feet per year of capacity and part owner and operator at the Greenfield WRP with another 4,500 acre-feet per year. The City owns 24.86% of recharge capacity at the Granite Reef Underground Storage Project (GRUSP). This project was re-permitted in 2012 at 93,000 acre-feet per year.

Mesa currently produces approximately 40,000 acre-feet of reclaimed water every year. In recent years, public interest in reclaimed water has grown substantially as reclamation and wastewater treatment technologies have continually improved. Mesa's reclaimed water reuse has evolved from only providing direct water supplies to water intensive turf facilities and filling artificial lakes, to now generating power at the Palo Verde Nuclear Power generating station and providing stored supplies for indirect potable reuse. One way stored water supplies are created is when reclaimed water is recharged artificially into the aquifer and recovered as groundwater for later use. Mesa has approximately 92,000 acre-feet of Reclaimed Water Long Term Storage Credits. Mesa also has a water exchange agreement with the Gila River Indian Community (GRIC) through which Mesa will ultimately deliver 29,400 acre-feet per year of reclaimed water to the GRIC and receive in exchange 23,530 acre-feet per year of the Community's CAP water. This agreement allows Mesa to exchange what is essentially a non-potable water supply for a potable supply that can be used for domestic purposes.

The Departments goal is to maintain a water resource program that ensures an adequate, reliable supply of water delivered efficiently to customers to help create and maintain great neighborhoods, grow and maintain diverse and stable jobs, and provide rich, high quality public spaces and cultural amenities.

Section 7

CITY OF MESA
POLLUTION PREVENTION PROGRAM SUMMARY

Introduction

The provisions set forth in the Arizona Pollutant Discharge Elimination System (AZPDES) Permit, requires the City of Mesa to develop and implement a Pretreatment Program. This Program shall conduct many functions as defined in the Permit and 40-CFR-403. One of the functions identified is the development and implementation of a Pollution Prevention/Source Reduction Program. The activities of the program for the period of January 1, 2013 through December 31, 2013, are briefly described below.

Commercial/Industrial Source Control Program

The City of Mesa's Industrial Pretreatment Program established a Commercial Users Program to target the facilities that are not identified as SIU's and that could introduce measurable/controllable amounts of pollutants to the collection system. Using various sources of information, facilities are identified and surveyed for pollutants of concern (POC's). The focus of the program is to reduce these pollutants of concern through educational information and on-site evaluations. These activities were developed to promote the proper maintenance of pretreatment devices and the uses of alternative process chemicals. Emphasis is placed on educating these users and encouraging their compliance through self-regulation rather than City enforcement.

The scope of the commercial program was to identify facilities that cause blockages by the discharge of grease, oils, or other viscous materials. Other pollutants of concern were researched per the results of the influent and effluent samples at the Water Reclamation Plants (WRP). The following support activities for this program were conducted during the year:

1) The Industrial Users Database continued to be updated every year identifying new and existing industrial and commercial establishments in the City of Mesa. This database is used to identify high-density industrial, commercial and rural areas for monitoring activities. During this reporting period there were 2,154 new and existing facilities inspected, surveyed and entered into the database. All these facilities have the potential to discharge Pollutant of Concern (POC) to the collection system.

2) The City of Mesa partnered with Rev-Biodiesel and held a Turkey fryer grease collection drive from November 14, 2013 to January 13, 2014. The City of Mesa's provided 5 locations around the City to better assist residents in the disposal of turkey fryer grease. Mesa's goal is to keep the grease out of the municipal sewer system preventing costly Sanitary Sewer Overflows (SSO) and in turn the grease would be processed into biodiesel reducing the amount of CO2 emissions. A total of 5,063 pounds or 675 gallons of oil was collected.

3) The City of Mesa continues to work with the surrounding City Governments in implementing the Arizona Fats, Oils & Grease (AZFOG) program. This program's main emphasis was focused on finding ways to reduce the amount of fats, oils, and grease building up within the infrastructure. The program is designed to educate grease haulers and restaurant personnel on proper cleaning procedures of interceptors and grease traps set forth by the local city governments. Mesa continues to work closely with surrounding cities to create a uniformed cleaning and hauling procedures.

Educational Source Control Program

The City of Mesa Pretreatment Section continues community outreach with pharmaceutical disposal practices. Mesa's currently distributing Prescription Drug Disposal guidelines "Pain in the Drain" created through ADEQ. The flyers are distributed at the Household Hazardous Waste collection events and at Mesa's public libraries. It is the intent of the educational information to reduce the unused prescription and over the counter medication disposed in household drains.

In addition, the Industrial Pretreatment Section continues to modify the existing multifunctional brochure distributed to the food preparation establishments. This brochure was printed in English and Spanish to reach our diverse community. The information provided focuses on minimizing disposal of grease to sewer.

Household Hazardous Waste (HHW) Collection Event

The City of Mesa continues to promote the proper disposal of regulated and/or hazardous materials. The Household Hazardous Waste Collection event is conducted on a quarterly basis. Two sites are utilized; the Center Street Center located at 2540 North Center Street and the East Mesa Service Center located at 6935 E. Decatur, Mesa. The City of Mesa continues to accept prescription and non-prescription drugs and in 2013, the City of Mesa collected 5,063 pounds of prescription/non-prescription drugs. Reducing the amount of drugs land- filled and/or discharged to the Water Reclamation Plants.

CITY OF MESA
SUMMARY OF SIGNIFICANT CHANGES AND ANNUAL PRETREATMENT BUDGET

The Pretreatment Section continues to oversee all sampling of the industries, collection system and wastewater treatment plants. As well as reviewing and reporting the flows that are conveyed to the 91st Avenue Treatment Plant. This diversity will enable this section to foresee and validate problems in the system. This ability will assist the capacity studies that this section conducts for engineering.

Staff Attendance and Participation in Seminars, Workshops and Training

The Industrial Pretreatment staff has attended or completed the following:

David Gonzales - Supervisor

Annual Haz-Woper Refresher
AZ Water Pretreatment Training Workshop

Dominick Jarnagin - Inspector

Annual Haz-Woper Refresher
AZ Water Pretreatment Training Workshop

Jim Lagrou -- Inspector

Annual Haz-Woper Refresher
AZ Water Pretreatment Training Workshop

Gene Gonzales – Inspector

Annual Haz-Woper Refresher
AZ Water Pretreatment Training Workshop

Vince Jordan – Inspector

Annual Haz-Woper Refresher
AZ Water Pretreatment Training Workshop

CITY OF MESA
SUMMARY OF PRETREATMENT PROGRAM EXPENDITURES

January 1, 2013 - December 31, 2013

PRETREATMENT PROGRAM PERSONNEL

Title	Full Time Equivalents	Full Time Equivalents
	Reporting Period – 2013	Reporting Period - 2012
Regulatory Compliance Manager	0.5	0.5
Industrial Pretreatment Supervisor	1.0	1.0
Industrial Pretreatment Inspector	4.0	5.0
Administrative Aide I	0.5	0.5

PRETREATMENT PROGRAM EXPENDITURES

	Reporting Period – 2013	Reporting Period – 2012
Personnel	$286,212.00	$429,199.00
Laboratory Services	$34,198.00	$30,000.00
Training	$0,00.00	$4,000.00
Other Services	$65,599.00	$23,360.00
Total	**$386,009.00**	**$486,559.00**

PRETREATMENT EQUIPMENT INVENTORY

	Purchased 2013	**Total 2012**
Samplers	1	0
Flow Meters	0	0
pH Meters	1	0
Vehicles	0	0
Gas Detectors	0	2
Computers	0	0

CITY OF MESA - LIST OF SIGNIFICANT INDUSTRIAL USERS

COMPANY NAME AND ADDRESS	NAICS CODE	REGULATION	REPORTING POTW
The Boeing Company 5000 East McDowell Road Mesa, Arizona 85215	336411	433	**City of Phoenix
International Rectifier 550 W Juanita Ave Mesa, Arizona 85210	334413	469	City of Phoenix

** These SIU's will also be reported in the Annual Reports submitted for the Northwest Wastewater Treatment Plant Wastewater Treatment Plant on behalf of the City of Mesa per their NPDES Permits.

CITY OF MESA
SIGNIFICANT INDUSTRIAL USER, DELETIONS, CHANGES, OR CESSATION OF OPERATIONS FOR THE REPORTING PERIOD

Additions

N/A

Deletions

N/A

Name Changes

N/A

Cessation of Operations

N/A

CITY OF MESA – PRETREATMENT PERFORMANCE SUMMARY

Section I. General Information

Control Authority: City of Mesa		NPDES No.: AZ0020524	
Address: P.O. Box 1466	City: Mesa	State: Arizona	Zip Code: 85211-1466
Contact Person: David Gonzales		Telephone Number: (480) 644-3246	
Reporting Period: 01/01/13 –12/31/13	Categorical SIU: 2	Non-Categorical: 0	

Section II. Significant Industrial User Compliance

	Categorical		Non-Categorical		Total SIU's	
	No.	%	No.	%	No.	%
1. No. of SIU's in Full Compliance	2	100	0	0	2	100
2. No. of SIU's in Inconsistent Compliance	0	0	0	0	0	0
3. No. of SIU's in Significant Noncompliance	0	0	0	0	0	0
4. No. of Parameter Violations	0		0		0	
5. No. of Reporting Violations	0		0		0	
6. No. of Permit Condition Violations	0		0		0	

Section III. Compliance Monitoring Program

	Categorical	Non-Categorical	Total SIU's
1. No. of Control Documents Issued	1	0	1
2. No. of Non-Sampling Inspections Conducted	0	0	0
3. No. of Facilities Inspected (Non-Sampling)	2	0	2
4. No. of Sampling Visits Conducted	30	0	2
5. No. of Facilities Sampled	2	0	2

Section IV. Enforcement Actions

	Categorical	Non-Categorical	Total SIU's
1. Notices of Violations Issued to SIU's	0	0	0
2. Temporary Increases in Self-Monitoring	0	0	0
3. Administration Orders Issued to SIU's	0	0	0
4. Compliance Schedules Issued	0	0	0
5. Settlement Agreements	0	0	0
6. Other Actions	0	0	0
7. Amount of Penalties Collected	$0/0	$0/0	$0/0

CITY OF MESA
SIGNIFICANT INDUSTRIAL USER COMPLIANCE STATUS REPORT

NAME: The Boeing Company		**REPORT PERIOD:** 01/01/ 13 through 12/31/13	
SERVICE ADDRESS: 5000 East McDowell Road Mesa, Arizona 85215		**MAILING ADDRESS:** Same	
CATEGORICAL USER: Yes	**40 CFR – 433.17**	**LIMITS APPENDIX:** A & E	**BMR SUBMITTED:** 05/28/1991
TTO CERTIFICATION DATE SUBMITTED: 12/11/2013		**PERMIT EFFECTIVE:** 02/02/2011	**PERMIT EXPIRES:** 02/01/2016
SAMPLING LOCATIONS VERIFIED ON: 02/13/2013(001), 02/11/2013 (002), 02/20/2013 (003)		**RCRA NOTICE:** 11/1987	
SLUG CONTROL PLAN EVALUATION DATE: 11/17/2010			

	1st Quarter (Jan 1 – Mar 31)	2nd Quarter (Apr 1 - Jun 30)	3rd Quarter (Jul 1 – Sep 30)	4th Quarter (Oct 1 – Dec 31)
Number of Inspections	0	1	0	0
Number of City Sampling Days	6	6	6	7
Number of IU Sampling Days	23	9	32	7
Number of Parameter Violations	0	0	0	0
Number of Inspection Violations	0	0	0	0
Number of Reporting Violations	0	0	0	0
Number of Permit Cond. Violations	0	0	0	0
Compliance Status	C	C	C	C
Evaluated as of:	03/31/2013	06/30/2013	09/30/2013	12/31/2013

COMPLIANCE CODES: **C = Compliance I = Inconsistent Compliance S = Significant Noncompliance**
If company is in I or S, then the following table applies:

Quarter	Type of Violation	Date Of Violation	Sample Composite or Grab	Limit Federal or City	Monitoring City or IU	Parameter	Value / Limit	Number of Measurements per Quarter

	1st Quarter (Jan 1 - Mar 31)	2nd Quarter (Apr 1 - Jun 30)	3rd Quarter (Jul 1 - Sep 30)	4th Quarter (Oct 1 – Dec 31)
Enforcement Status	M	M	M	M

Enforcement Status Codes

A - Notice of Violation (NOV)
B - Administrative Order (AO)
C - Civil Action Filed
D - Criminal Action Filed
E - Settlement Agreement
F - Assessment of Monetary Penalties
G - Restriction of Flow
H - Permit Revocation
I - Compliance Schedule
J - Disconnection from Sewer
K - Published in Newspaper as Significant Violator in Prior Reporting Year
L - Automatic Increase in IU Self-Monitoring
M - No Enforcement Action

ENFORCEMENT SUMMARY AND COMMENTS

Company Name: The Boeing Company

Process Flow: 7,500 GPD

General Information and Type of Wastewater Treatment

Assembles military helicopters and ordinance delivery systems for military applications. Activities conducted on-site consist of assembly, painting, flight testing, and research/development. Major components of the helicopters (e.g., airframes, engines, transmissions, etc.) are manufactured off-site and delivered to The Boeing Company for assembly. Several operations are conducted on-site that are regulated by Title 40-CFR-433. Processes include anodizing, chem-filming, coating, painting, abrasive jet machining, burnishing and the washing of aircraft and aircraft parts. The total process flow regulated by Title 40-CFR-433 averages 7,500 gallons per day.

First Quarter

On February 11, 2013, the City of Mesa performed 4 days of compliance monitoring at Outfall 002. On February 13, 2013, the City of Mesa performed 1 day of local limit monitoring at Outfall 001. On February 20, 2013, the City of Mesa performed 2 days of compliance monitoring at Outfall 003.

Second Quarter

On April 1, 2013, the City of Mesa performed 4 days of compliance monitoring at Outfall 002. On April 5, 2013, the City of Mesa performed 1 day of compliance monitoring at Outfall 003. On May 23, 2013, the City of Mesa performed 1 day of compliance monitoring at Outfall 003.On May 30, 2013, the City of Mesa performed an annual compliance inspection with no deficiencies. On June 12, 2013, IU submitted June's 2013 PRC with no deficiencies. On June 24, 2013, IU submitted an updated P2 Plan.

Third Quarter

On July 18, 2013, the City of Mesa performed 1 day of compliance monitoring at Outfall 003. On July 23, 2013, the City of Mesa performed 4 days of compliance monitoring at Outfall 002. On August 12, 2013, IU submitted a discharge request for a new NDI process that will discharge DI water. On September 5, 2013, the City of Mesa sent IU a discharge approval letter to discharge DI water from the new Non-Destruct Inspection process. On September 10, 2013, the City of Mesa performed 1 day of compliance monitoring at Outfall 003.

Fourth Quarter

On October 3, 2013, the City of Mesa performed 2 days of compliance monitoring at Outfall 002. On October 9, 2013, the City of Mesa performed 1 day of compliance monitoring at Outfall 002. On October 9, 2013, the City of Mesa performed 1 day of compliance monitoring at Outfall 003. On October 11, 2013, the City of Mesa performed 1 day of compliance monitoring at Outfall 002. On December 4, 2013, the City of Mesa performed 1 day of compliance monitoring at Outfall 003.On December 11, 2013, IU submitted December's 2013 PRC with no deficiencies. On December 12, 2013, the City of Mesa performed 1 day of compliance monitoring at Outfall 003.

To be published for this year in newspaper as a significant violator? ____ Yes __X__ No

Penalties this reporting year: Assessed $0.00 / Collected $0.00

CITY OF MESA
SIGNIFICANT INDUSTRIAL USER COMPLIANCE STATUS REPORT

NAME: International Rectifier; EPI Services		**REPORT PERIOD:** 01/01/13 through 12/30/13	
SERVICE ADDRESS: 550 West Juanita Avenue Mesa, Arizona 85210		**MAILING ADDRESS:** Same	
CATEGORICAL USER: Yes	40 CFR – 469.18	**LIMITS APPENDIX:** A & F	**BMR SUBMITTED:** 07/08/95
TTO CERTIFICATION DATE SUBMITTED: 01/25/13		**PERMIT EFFECTIVE:** 03/14/2013	**PERMIT EXPIRES:** 03/13/2018
SAMPLING LOCATION VERIFIED ON: 03/19/13		**RCRA NOTICE:** 03/31/93	
SLUG CONTROL PLAN EVALUATION DATE: 02/14/13			

	1st Quarter (Jan 1 – Mar 31)	2nd Quarter (Apr 1 – Jun 30)	3rd Quarter (Jul 1 - Sep 30)	4th Quarter (Oct 1 – Dec 31)
Number of Inspections	1	0	0	0
Number of City Sampling Days	3	0	3	0
Number of IU Sampling Days	0	0	0	0
Number of Parameter Violations	0	0	0	0
Number of Inspection Violations	0	0	0	0
Number of Reporting Violations	0	0	0	0
Number of Permit Cond. Violations	0	0	0	0
Compliance Status	C	C	C	C
Evaluated as of:	4/01/13	6/30/13	9/30/13	12/31/13

COMPLIANCE CODES: **C = Compliance I = Inconsistent Compliance S = Significant Noncompliance**
If company is in I or S, then the following table applies:

Quarter	Type of Violation	Date of Violation	Sample Composite or Grab	Limit Federal or City	Monitoring City or IU	Parameter	Value / Limit	Number of Measurements per Quarter

	1st Quarter (Jan 1 – Mar 31)	2nd Quarter (Apr 1 – Jun 30)	3rd Quarter (Jul 1 - Sep 30)	4th Quarter (Oct 1 – Dec 31)
Enforcement Status	M	M	M	M

Enforcement Status Codes

A - Notice of Violation (NOV)
B - Administrative Order (AO)
C - Civil Action Filed
D - Criminal Action Filed
E - Settlement Agreement
F - Assessment of Monetary Penalties
G - Restriction of Flow
H - Permit Revocation
I - Compliance Schedule
J - Disconnection from Sewer
K - Published in Newspaper as Significant Violator in Prior Reporting Year
L - Automatic Increase in IU Self-Monitoring
M - No Enforcement Action

ENFORCEMENT SUMMARY AND COMMENTS

Company Name: International Rectifier; EPI Services

Process Flow: 174,000 GPD

General Information and Type of Wastewater Treatment
This facility is a custom manufacturer of silicone and/or germanium epitaxy, using vapor deposition on silicon or sapphire substrates. The deposition of an exiptaxial silicon layer upon a substrate is a semiconductor manufacturing operation regulated under Title 40-CFR-469(A)(469.18). All categorical process wastewater transferred to the pretreatment system. Pretreatment consists of a three-stage pH neutralization system. Discharges from this system are continuously monitored for flow and pH (Outfall 001). Controls on the system are designed to cease discharges if pH parameters are exceeded. TTO compliance is achieved by not using or storing any regulated TTO's on-site. All non-process and pretreated wastewater discharge to Outfall 002.
First Quarter
On March 19, 2013, the City of Mesa conducted 1-day compliance sampling at Outfall 001 and two days of compliance sampling at Outfall 002 and no violations were found. On February 14, 2013, the City of Mesa's IPS performed a Pre-Permit Inspection 2013-002. On March 12, 2013, Industrial Wastewater Discharge Permit M-3120-0318 was issued.
Second Quarter
On June 14, 2013, the IU submitted their June 2013 PRC with no deficiencies.
Third Quarter
On August 27, 2013, the City of Mesa conducted 1-day of compliance sampling at Outfall 001 and two days of compliance sampling at Outfall 002 and no violations were found.
Fourth Quarter
On December 11, 2013, the IU submitted their December 2012 PRC with no deficiencies.

To be published for this year in newspaper as a significant violator? ____ Yes __X__ No

Penalties this reporting year: Assessed $___0.00___ / Collected $___0.00

SECTION 2.3
CITY OF PHOENIX

POTW PRETREATMENT ANNUAL REPORT

CITY OF PHOENIX, ARIZONA

NPDES Permit Holder: City of Phoenix, Arizona

Period Covered by this Report: 01/01/2013 through 12/31/2013

Name of Wastewater Treatment Plant: 23rd Avenue Wastewater Treatment Plant

NPDES Permit Number: AZ0020559

Person to Contact Concerning City of Phoenix Information Contained in the Report:

Marji Dukowitz, Chief Water Quality Inspector
Industrial Pretreatment Program
2474 South 22nd Avenue, Building 31
Phoenix, Arizona 85009
602-495-5926

As required by 40 C.F.R. Section 122.22(b)(2):

I certify under penalty of law that all CITY OF PHOENIX attachments contained in this document were prepared under my direction or supervision in accordance with a system designed to assure that qualified personnel properly gather and evaluate the information submitted. Based on my inquiry of the person or persons who manage the system, or those persons directly responsible for gathering the information, the information submitted is, to the best of my knowledge and belief, true, accurate, and complete. I am aware that there are significant penalties for submitting false information, including the possibility of fine and imprisonment for knowing violations.

2/4/14
Date:

Kathryn Sorensen
Kathryn Sorensen
Water Services Department Director
City of Phoenix, Arizona

POTW PRETREATMENT ANNUAL REPORT

CITY OF PHOENIX, ARIZONA

NPDES Permit Holder: City of Phoenix, Arizona

Period Covered by this Report: 01/01/2013 through 12/31/2013

Name of Wastewater Treatment Plant: 91st Avenue Wastewater Treatment Plant

NPDES Permit Number: AZ0020524

Person to Contact Concerning City of Phoenix Information Contained in the Report:

Marji Dukowitz, Chief Water Quality Inspector
Industrial Pretreatment Program
2474 South 22nd Avenue, Building 31
Phoenix, Arizona 85009
602-495-5926

As required by 40 C.F.R. Section 122.22(b)(2):

I certify under penalty of law that all CITY OF PHOENIX attachments contained in this document were prepared under my direction or supervision in accordance with a system designed to assure that qualified personnel properly gather and evaluate the information submitted. Based on my inquiry of the person or persons who manage the system, or those persons directly responsible for gathering the information, the information submitted is, to the best of my knowledge and belief, true, accurate, and complete. I am aware that there are significant penalties for submitting false information, including the possibility of fine and imprisonment for knowing violations.

2/24/14
Date:

Kathryn Sorensen
Kathryn Sorensen
Water Services Department Director
City of Phoenix, Arizona

POTW PRETREATMENT ANNUAL REPORT

CITY OF PHOENIX, ARIZONA

NPDES Permit Holder: City of Phoenix, Arizona

Period Covered by this Report: 01/01/2013 through 12/31/2013

Name of Wastewater Treatment Plant: Cave Creek Water Reclamation Plant

NPDES Permit Number: AZ0024465

Person to Contact Concerning City of Phoenix Information Contained in the Report:

Marji Dukowitz, Chief Water Quality Inspector
Industrial Pretreatment Program
2474 South 22nd Avenue, Building 31
Phoenix, Arizona 85009
602-495-5926

As required by 40 C.F.R. Section 122.22(b)(2):

> ***I certify under penalty of law that all CITY OF PHOENIX attachments contained in this document were prepared under my direction or supervision in accordance with a system designed to assure that qualified personnel properly gather and evaluate the information submitted. Based on my inquiry of the person or persons who manage the system, or those persons directly responsible for gathering the information, the information submitted is, to the best of my knowledge and belief, true, accurate, and complete. I am aware that there are significant penalties for submitting false information, including the possibility of fine and imprisonment for knowing violations.***

2/4/14
Date:

Kathryn Sorensen
Kathryn Sorensen
Water Services Department Director
City of Phoenix, Arizona

City of Phoenix

Central Ave., ca. 1908
Photo from Library of Congress

Historical Phoenix

After the Civil War, stories of gold in Central Arizona attracted fortune hunters to the Wild West. In 1865, the army built Camp McDowell to protect the settlers, and ranchers and businessmen soon followed.

In 1867 Jack Swilling, then a resident of Wickenburg, realized that the valley around the Salt River could be excellent land for farming if there was water. He organized the Swilling Irrigation Canal Company and, using some of the ancient canals built by the Hohokam Indians around 1500 A.D., brought water from the Salt River to irrigate the land. A small community, Swilling's Mill, formed about four miles east of the current downtown Phoenix. In 1868, Darrell Dupa suggested the name of Phoenix, and the town was recognized on May 4, 1868, when Yavapai County formed an election precinct for Phoenix. A Post Office was established on June 15, 1868, and Phoenix began its rise from the ashes of the ancient Indian civilization, just as the Phoenix bird rose from the ashes of its nest. On October 20, 1870, an official town site of 320 acres was chosen and the first survey was completed the next month. On November 19, 1873 the official entry in the Florence Land Office listed the total cost of the Phoenix Town site as $550.00. Phoenix was incorporated in 1881, 31 years before the Arizona Territory became a state.

Phoenix, already established as a political, business, and agricultural center for the territory, claimed the Territorial Capitol from Prescott in 1889. Arizona was granted Statehood in 1912, at which time Phoenix became the State Capitol. By this time Phoenix had a newspaper, an electric power station, electric trolley cars, a public library, and a railroad station. The 1900 census recorded Phoenix's population at 5,544. The City Charter under which Phoenix is presently governed was initially adopted in 1913.

Modern Day Phoenix

With a water supply secured by completion of Roosevelt Dam in 1911, and home air conditioning in the early 1950's, tremendous growth has come to Phoenix and the surrounding cities. Phoenix itself has grown from the 99th largest city with a population of 105,000 in 1950 to the 6th largest with a current population over 1.5 million. Phoenix is the center of the metropolitan area encompassed by Maricopa County and is situated 1,117 feet above sea level in the semi-arid Salt River Valley. The area is well known for its mild, sunny winters and hot summers, and receives average rainfall of seven inches annually. Most of the rivers in the surrounding area are dry year round, the result of upstream dams, which supply a large portion of the Valley's drinking water.

Phoenix covers more than 521 square miles and has a population of over 1.5 million, ranking it the sixth largest city in the country and the largest capital city in terms of population.

Phoenix is a premier destination, with more than 300 sun-filled days a year and average temperature of 74.2 degrees.

With an average age of 34, greater Phoenix is the fifth youngest metro region in the country with a diverse, well-educated labor force of over 2 million people.

Greater Phoenix has consistently outpaced the U.S. population growth over the last 18 years. Projections show the region is expected to grow by nearly 60 percent by 2030, bringing the population to more than 6 million people.

Greater Phoenix is a $181 billion marketplace that serves as a hub for innovation and entrepreneurs by providing international access for aerospace, high-technology, bioscience, advanced business services and sustainable technologies companies. Global companies such as Honeywell Aerospace, Freeport McMoran, Avnet, and Republic Services call Phoenix home, while companies such as American Express, USAA, SUMCO Phoenix Corporation, Charles Schwab, and Mayo Clinic have major operations here.



Located in the heart of downtown Phoenix's Copper Square, the Phoenix Convention Center hosts a myriad of international, national and regional conventions, trade shows, corporate meetings and consumer events, welcoming more than 1,050,000 guests annually. The convention center is within walking distance to a variety of downtown's exciting restaurants, top hotels, retail shops, and museums, the US Airways Center home of the Phoenix Suns and Phoenix Mercury and Chase Field Ballpark home of the Arizona Diamondbacks and is less than seven miles from Phoenix Sky Harbor International Airport.

The city's light rail system, which opened in December 2008, offers a fast and convenient transportation link from the airport to downtown Phoenix, with stops at the convention center and several downtown hotels.

Arts and cultural activities abound in Phoenix, with more than 20 museums in the metro area and numerous performing arts groups. A sampling of museums include the newly renovated and expanded Phoenix Art Museum, with more than 13,000 works of art including an impressive collection of Western art, a Chinese art selection and an extensive collection of contemporary work; the internationally renown Heard Museum of Anthropology and Primitive Arts, which houses more than 75,000 artifacts of Southwestern Indian culture; and the Arizona Science Center, with 350 hands-on exhibits, giant-screen theater and state-of-the-art planetarium.

Two City owned facilities, Phoenix Symphony Hall and Orpheum Theater are located in the heart of downtown Phoenix. In addition to hosting a robust schedule of traveling Broadway productions, world-renowned speakers, musical groups and corporate functions, these venues are home to several resident companies including Ballet Arizona, Phoenix Symphony and Arizona Opera. These venues create a positive economic impact for the city, support community efforts, and maximize activity for patrons and visitors in downtown Phoenix.

Phoenix, Arizona continues to be one of the fastest growing cities and metropolitan areas in the United States and now covers 540 square miles with water and sewer services for over 400,000 homes, apartment complexes, large employers and industrial facilities and Phoenix Sky Harbor International Airport. Phoenix produces 109 billion gallons of potable water annually from six Water Treatment Plants and its two Wastewater Treatment Plants have the capacity to treat over 250 million gallons of wastewater per day from Phoenix and surrounding areas.

The Phoenix climate allows for a wide range of recreational activities. More than 184 golf courses offer year-round opportunities on the links, and The Phoenix Open and the LPGA Turquoise Classic are among the five professional golf tournaments played in the area.

With more than 1,130 tennis courts, 100 plus miles of hiking trails, numerous parks including the largest municipal park in the United States, South Mountain Park.

Phoenix is an All-America City – for the fifth time. National Civic League judges chose the city as one of 10 winners of the prestigious, nationwide competition in 2009. Phoenix won the 1993 Carl Bertelsmann Prize, a prestigious international competition that recognized the best-run city government in the world. Phoenix, which shared the prize with Christchurch, New Zealand, was praised for it’s highly efficient and customer oriented programs.

Fun Facts

- Greater Phoenix’s major industries are (1) high-tech manufacturing, (2) tourism and (3) construction.
- Phoenix is home to the largest municipal park in North America. South Mountain Park and Preserve covers more than 16,500 acres and has more than 50 miles of hiking, biking and equestrian trails.
- There are six lakes within a 75-minute drive of Phoenix.
- Phoenix has museums to suit nearly every taste. The Heard Museum (Native American); Desert Botanical Garden (the world's largest collection of desert plants); Taliesin West (home of the Frank Lloyd Wright Foundation); the Phoenix Art Museum (the Southwest's largest art museum); the Fleischer Museum (American Impressionism); the Arizona Science Center; the Hall of Flame (featuring the world's largest collection of fire-fighting equipment); Pueblo Grande Museum and Cultural Park (Native American) and the Museum of Musical Instruments are among the cultural hot spots.
- The Heard Museum has an extensive collection of American Indian artifacts, including the largest kachina doll collection (donated in part by the late Arizona Senator Barry Goldwater) of any museum in the country.
- Arizona is home to 22 American Indian tribes.

Pollution Prevention Program

Section F.4.e. of the National Pollutant Discharge Elimination System (NPDES) Permit № AZ0020524 and AZPDES Permit № AZ0020559 requires the City of Phoenix (City) to develop and implement, through its Industrial Pretreatment Program (IPP), a Pollution Prevention (P2) Program for controllable sources of pollutants within the service area of the 23rd and 91st Avenue Wastewater Treatment Plants (WWTPs). In accordance with the City's "Implementation of Best Management Practices in the Service Area of the 23rd and 91st Avenue WWTPs Project Schedule", as revised on March 22, 1996, the City's efforts for the period January 1, 2013 through December 31, 2013 are summarized below.

Point Source Control

Best Management Practices (BMPs) continue to be implemented on four pollutants. These pollutants are fluoride, molybdenum, selenium, and DEHP. On January 1, 2005, the SROG cities adopted and implemented revised local limits. During the local limits review process, these four pollutants were identified as candidates for BMPs. The City determined the types of businesses which discharge these pollutants and identified opportunities for their reduction through the control document (Permit), inspections, and the IPP Compliance Academy.

The City's IPP Section conducts educational/outreach point source control programs to reduce toxicity to the WWTPs by educating industry and the public about the impacts that can result when oil, antifreeze, pesticides, herbicides, paints, solvents, pharmaceuticals, detergents, or other potentially harmful chemicals are dumped into drains.

The IPP Section actively identifies, by SIC code, those businesses located in Phoenix that were likely to use the pollutants so that onsite inspections and wastestream sampling could be conducted to determine (1) whether or not they actually used the pollutants; (2) whether or not the pollutants are actually discharged to the WWTPs and at what levels and (3) the feasibility and benefit of implementing BMPs at businesses which discharge measurable levels of pollutants of concern. Meetings with the industrial groups and annual site inspections continue to reinforce BMP practices.

Class B Permits

The City has developed and implemented a Class B permitting process. Class B permits are issued to zero discharge categorical process users and users that discharge pollutants of concern requiring BMPs. Through the end of 2013, the IPP section inspected 47 zero discharge categorical process industries. The following facilities have been issued Class B Zero Categorical Wastewater Discharge Permits by the City of Phoenix:

Class B Zero Categorical Wastewater Discharge Permittees			
	Facility Name	**Facility Address**	**Facility Type**
1.	Able Engineering and Component Services	2920 East Chambers Street	Metal Finishing
2.	Aero Spring & Manufacturing Co.	3335 East Wier Avenue	Metal Finishing
3.	American Aerospace Technical Castings, Inc.	2950 West Catalina Drive	Metal Finishing
4.	American Tube and Pipe	2528 North 27th Avenue	Metal Finishing
5.	Arizona Hard Chrome, Inc.	2609 West Cypress Street	Metal Finishing
6.	Bergmann Group	3730 East Southern Avenue	Metal Finishing
7.	CMR Manufacturing, Inc.	2421 East Jackson Street	Metal Finishing
8.	Coating Technologies, Inc	21438 North 7th Avenue	Metal Finishing
9.	Collins Metal Finishing	3536 East Illini Street	Metal Finishing

Class B Zero Categorical Wastewater Discharge Permittees			
	Facility Name	**Facility Address**	**Facility Type**
10.	Concours Metal Finishing, Inc..	9845 North 21st Avenue	Metal Finishing
11.	Controlled Coatings, Inc.	1801 West Rose Garden Lane, Suite #6	Metal Finishing
12.	Controlled Thermal Technology	2617 West Cypress Street	Metal Finishing
13.	Diversified Metals, Inc.	9849 North 19th Drive	Metal Finishing
14.	Ducommun Technologies	1601 East Broadway Road	Metal Finishing
15.	Environmental Management Systems, Inc.	2132 South 5th Avenue	Centralized Waste Treatment
16.	Gannon & Scott Phoenix, Inc.	2113 East Sky Harbor Circle South	Centralized Waste Treatment
17.	Helio's Designer Hardware	2645 East Adams Street	Metal Finishing
18.	Kemp Rubber Company, Inc.	3226 West Sherman Street	Rubber Manufacturing
19.	L.A. Specialties, Inc.	4223 North 40th Avenue	Metal Finishing
20.	L.B.O. Plating	2008 West Jackson Street	Metal Finishing
21.	Lincoln Laser Company	234 East Mohave Street	Metal Finishing
22.	Mega Metals Unlimited Inc.	1323 North 22nd Avenue	Nonferrous Metals Manufacturing
23.	Noranco Jet Processing	2660 West Quail Avenue	Metal Finishing
24.	Ohlinger Industries, Inc.	1211 West Melinda Lane	Metal Finishing
25.	Osborn Products, Inc.	1127 West Melinda Way	Metal Finishing
26.	Papago Plating	2312 East Washington	Metal Finishing
27.	Perma-Finish, Inc.	74 North 45th Avenue	Metal Finishing
28.	Pewter Enterprises, LLC dba New World Pewter	2225 West Mountain View Road #12	Metal Finishing
29.	Phoenix Metalcraft, Inc.	3845 North 29th Avenue	Metal Finishing
30.	Phoenix Metallics	2308 South 11th Avenue	Metal Finishing
31.	Phoenix Tool & Gage, Inc.	2612 West Encanto Boulevard	Metal Finishing
32.	PMA Photometals of Arizona	3040 North 27th Avenue	Metal Finishing
33.	Precise Metal Products Company	3839 North 39th Avenue	Metal Finishing
34.	Precision Industrial Painting, Inc	1139 West Hilton Avenue	Metal Finishing
35.	Profile Precision Extrusion	7225 West Sherman Street	Metal Finishing
36.	Purcell Tire Company	420 South 35th Avenue	Rubber Manufacturing
37.	R.B. Machine Company, Inc.	3729 West Buchanan Street	Metal Finishing
38.	Royal Sign Company, Inc.	2631 North 31st Avenue	Metal Finishing
39.	Southwest Powder Coating, Inc.	116 North 59th Avenue	Metal Finishing
40.	Sun West Engineering, Inc.	3802 West Broadway Road	Metal Finishing
41.	The Trendsetters	2204 East Magnolia Street	Metal Finishing
42.	Thermo Fluids, Inc.	4301 West Jefferson Street	Centralized Waste Treatment
43.	Total Seal Piston Rings, Inc.	22642 North 15th Avenue	Metal Finishing
44.	Triumph Air Repair	4010 South 43rd Place	Metal Finishing
45.	Troy Corporation Arizona	113 South 47th Avenue	Pesticides
46.	Veolia ES Technical Solutions, LLC	5736 West Jefferson Street	Centralized Waste Treatment
47.	Verco Decking, Inc.	4340 North 42nd Avenue	Coil Coating-Canmaking

Industrial Education and Outreach

Materials such as brochures, flyers, posters, P2 promotional items, and graphics are used to support the educational/outreach program. P2 games and materials are taken to environmental conferences, trade shows, various community events, and public schools where information is distributed and visitors can test their pollution prevention knowledge.

The IPP section also requires implementation of BMPs at selected industrial and commercial facilities to reduce the volume and concentration of pollutants discharged into the Wastewater Treatment Plants and ultimately into the Salt River. Target industries are required to implement chemical substitution via use of Molybdenum-free chemicals in sterilizers, cooling towers, and closed-loop chillers in accordance with the June 2005 SROG Best Management Practices Technical Memorandum - Molybdenum BMP.

The IPP section developed the Industrial Pretreatment Compliance Academy to support a P2 education/outreach program directed at industrial and commercial facilities located in Phoenix. The Compliance Academy classes include a PowerPoint presentation and a class handbook. The presentation and handbook includes P2 information and demonstrates ideas to specific industry sectors including metal finishers, hospitals, industrial laundries, etc. During 2013, class participation and materials were used at the following forums:

Industrial Outreach Events: Industrial Pretreatment Compliance Academy:			
Class Name	**Place & Date**	**Attendee Types**	**№ of Attendees**
Wastewater Discharge Permit	Water Services Building January 30, 2013	▪ Permitted Industrial Users ▪ Pretreatment Staff from other Municipalities ▪ Staff from Arizona Department of Environmental Quality	55
Wastewater Compliance Sampling	Water Services Building March 13, 2013		44
Laboratory Analytical Issues	Water Services Building May 8, 2013		40
Enforcement	Water Services Building July 24, 2013		46
Stormwater Compliance Overview	Water Services Building September 25, 2013		53
Pollution Prevention (P2)	Water Services Building November 13, 2013		43

Commercial Inspections and FOG Program Education and Outreach

The City operates a Commercial Inspection and FOG Program (Program). Inspectors in this program perform inspections at commercial facilities which are required by the City to have pretreatment devices (e.g., grease interceptors, sand/oil interceptors, lint interceptors, dental amalgam traps, acid neutralization tanks, etc.), and to enforce Phoenix City Code requirements for their installation, operation and maintenance. These facilities predominantly consist of restaurants, service stations, auto repair shops, carwashes, laundries, and healthcare centers. Other types of facilities may be required to have pretreatment systems or devices when, in the opinion of the City, such devices are necessary to protect the sanitary sewer from potentially harmful discharges. Grease, rags, and debris (from vandalism) are the common materials responsible for causing blockages in the sanitary sewer system.

Facilities regulated by the Program are tracked in a computerized database which allows City

inspection staff to systematically target geographic areas for preventative inspections as well as to track the maintenance history of a given site. New facilities are included in the Program through institutionalized plans examination of all new and remodeling construction plans submitted to the City.

There are three main types of inspections conducted by the Program: Routine/Educational Inspections; Construction Inspections; and Complaint, Spill, or Stoppage Inspections. This year the Program performed over 2,700 inspections, which consisted of 1,632 Routine/Educational Commercial Inspections; 81 Construction Inspections; and 34 Commercial Spill investigations.

In the event of a spill, blockage, or a discharge violating the General User Requirements of the Phoenix City Code, facilities discharging to the affected sewer are inspected to determine if they may have caused or contributed to the incident. Pretreatment devices are checked and waste management practices are evaluated. If appropriate, Notices of Violation are issued at the time of the inspection, which usually requires some type of corrective action within several days. Failure to take corrective action as directed results in escalated enforcement and can result in termination of water and sewer service.

This year inspectors issued a total of 18 Notices of Violation to noncompliant users. $0 backbilling reports were submitted during 2013 to the City Finance Department which assists in charging the responsible Commercial User for cleanup actions performed by City employees.

The program also examines plans submitted to the Planning and Development Department to determine whether a pretreatment device or system is necessary. This year the Program examined 1,054 plans.

Community Outreach / Education

The IPP developed literature which describes household hazardous products, their proper use, alternatives, and proper disposal; the interactive "Be a Pollution Solution" game; and P2 promotional items directed at residents and consumers. The materials and game are taken to community events where the visitors to the IPP booth can receive P2 information and have their P2 knowledge tested. During 2013 the materials and game were used at the following locations:

Community Outreach Events			
Event	**Sponsor**	**Date**	**Attendees**
Santa Maria Career Day 7520 W. Lower Buckeye Road	Santa Maria Middle School	02/21/2013	200 students
Tres Rios Nature & Earth Festival at Estrella Mountain Regional Park	General Public	03/09/2013 03/10/2013	5,350
ASU Prep Golf Tournament - Raven Golf Course	Business & General Public	04/12/2013	150
Earth Day at Cesar Chavez Plaza Downtown	Business & General Public	04/22/2013	4,000
Food Day at Cesar Chavez Plaza	Business & General Public	10/25/2013	3,500
Tres Rios Nature & Earth Festival at Estrella Mountain Regional Park	General Public	10/26/2013	2,200

City of Phoenix Other Activities

The Environmental Services Division of the Water Services Department is responsible for implementing the City's Industrial Pretreatment Program (Program). The Division has been involved in a number of activities during the reporting year, which enhance the performance of the Industrial Pretreatment Program.

Staff Attendance and Participation in Conferences, Workshops, and Training

Group Training:

Industrial Pretreatment Program and Wastewater Monitoring staff regularly participates in the USEPA Pretreatment 101 Series Webcasts, In-House Inspector Training, and AZ Water Conferences and Workshops.

The entire division participates in Training Briefs, such as Hazard Communication, Heat Stress, Security Threat Levels, Emergency Response Plan, Fire Prevention, Bomb Threats, Reporting Suspicious Incidents, Information Technology Security, Sexual Harassment, Workplace Violence Prevention, and Prescription Safety Eye Protection.

Individual Training:

Division staff members continue to actively take both personal growth and productivity courses from various educational and training resources. To broaden their education some inspectors take self-study courses (developed by California State University, Sacramento) for wastewater or water treatment operations certification.

Wastewater Monitoring Program

The Wastewater Monitoring Section collects sample for the following purposes:

- Industrial user compliance
- Wastewater treatment plant compliance monitoring, including biosolids
- Groundwater monitoring at the wastewater treatment plants and recharge facilities
- Water reclamation plant compliance monitoring
- Local Discharge limit calculation
- Sewer user charge verification (sewer billings)
- Sewer capacity flow studies
- Multi-City sewer user charges and compliance
- Special projects, studies and emergency response

Sampling crews frequently conduct sampling operations in hazardous locations such as confined spaces, streets where traffic conditions must be considered, and in the Salt and Gila Rivers. Sophisticated, computerized sampling and measuring equipment in addition to manual sample collection techniques are used to collect samples, which are then analyzed by the City's Water Services Laboratory.

AZ Water 2-Day Pretreatment Training Workshop

On November 6 and 7, 2013 staff attended and presented at the “2013 AZ-Water 2-Day Pretreatment Training Workshop”. This two day workshop provides job-specific training to support the development and implementation of Pretreatment Programs under the National Pollutant Discharge Elimination System (NPDES) Permitting Program and the Clean Water Act (CWA). Approximately 50 inspectors from municipalities throughout the state of Arizona attended. Amelia Whitson, Pretreatment Coordinator for USEPA Region 9 and Galileo Gutierrez, Pretreatment Coordinator for ADEQ also presented at this workshop.

Additionally, as part of this workshop, City of Phoenix staff organized and presented a half-day hands-on field demonstration of an industrial pretreatment inspection and wastewater compliance sampling. The hands-on field demonstration was held at a permitted industrial laundry facility. UniFirst Corporation in Phoenix acted as host and assisted City of Phoenix staff in coordinating and delivering the field training portion of the pretreatment workshop during which inspection and sampling of the UniFirst industrial laundry was demonstrated. Workshop participants, some of which travelled to Phoenix from smaller municipalities throughout Arizona learned how to inspect an industrial laundry, viewed examples of good environmental management practices, and also how to properly sample wastewater discharges. Both USEPA and ADEQ staff commented about the value of this business and local government cooperative educational effort.

AZ Water Pretreatment Training Workshop Module 10 Field Training at UniFirst Corporation

Photo № 1: Warren Mathews of UniFirst and Stephanie Long of Phoenix explain laundry processes to workshop participants.

Photo № 2: Andrea Cooper of Phoenix explains the various sampling containers, tubing, and sampling file documentation necessary for compliance sampling of wastewater.

Five Star Safety Program

The Water Services Department is committed to providing a safe working environment for all of our employees. We strongly believe nothing is more important than the health, safety, and well being of our employees and are determined to reduce the incidents of employee injury or illness. To help reach our goal of zero accidents, we have implemented the Five Star Health and Safety Management Program.

To achieve our occupational health and safety objectives, we as managers are committed to the following safety policy:

> *At Phoenix Water Services, we believe that all accidents, injuries, and near miss incidents are preventable. To meet our vision of zero accidents and a "Five Star" Safety Program rating, we provide our employees with guidance, resources, training, and a positive safety culture. We recognize that managers and supervisors must be leaders in preventing injuries by establishing safe work environments and following up immediately on any unsafe conditions or actions. We are committed to having a health and safety record that makes us proud.*

During 2013 the Water Services Department maintained its Five Star rating.

Coordination With Other Pretreatment Programs

Phoenix continued to provide counsel and guidance to the Pretreatment Programs of the contributing jurisdictions during 2013. Multi-city coordination for purposes of encouraging compliance with federal requirements and consistency of implementation was accomplished through monthly multi-city meetings attended by representatives from each Program, as well as through periodic meetings with individual Program staff.

Phoenix personnel along with members from the other SROG cities continue the monthly sampling program at all 14 Metering Stations. This sampling program provides representative information about the quality of wastewater discharged to the 91st Avenue Wastewater Treatment Plant (WWTP).

Enforcement Activities To Involve and Inform the Public

In addition to publication of Industrial Users having a status of Significant Noncompliance during the reporting year, the City used several types of legal instruments designed to bring Significant Industrial Users back into compliance. The City continued to conduct Show Cause Hearings and collection of monetary penalties from permittees which violated pretreatment requirements during the year. A summary of these enforcement activities which identify the permittees, the nature of the violations, published Pretreatment Settlement Agreements, and any monetary penalties associated with those actions follows on the next page.

City of Phoenix
2013 Published Pretreatment Enforcement Actions

	Permittee Name	SNC?	40 CFR	Violations	Show Cause Hearing Date	Penalty Collected	Newspaper Publication Fee	PSA/CD
1	Liquid Environmental Solutions of Arizona 5159 West Van Buren Street Phoenix, Arizona 85043	No	437.46(b)	Benzene (5) (Inst.) pH(1) (Inst.) Permit Conditions (14)	02/05/2013	$ 25,000.00	$ 673.20	135780
2	Allied Tube & Conduit Corporation 2525 North 27th Avenue Phoenix, Arizona 85009	No	433.15	Selenium (4) (Daily)	06/25/2013	$ 5,750.00	$ 673.20	136912
3	BioTech Research Labs, Inc. 3809 East Watkins Street Phoenix, Arizona 85034	No	439.47	pH (8) (Inst.) Zinc (1) (Daily) 24-Hr. Reporting (1)	07/09/2013	$ 9,009.00	$ 683.40	137005
4	Niagara Bottling, LLC 275 South 67th Avenue Phoenix, Arizona	Yes	Local Limits	pH (31) (Inst.) 24-Hr. Reporting (30)	10/02/2013	$ 95,000.00	$ $ 683.40	137488
5	Avanti Circuits, Inc. 17650 North 25th Avenue Phoenix, Arizona 85023	No	433.17	Copper (2) (Daily) Silver (1) (Daily) Silver (1) (Monthly) SMR Reporting (1)	08/27/2013	$ 12,000.00	$ 683.40	137335
6	Prudential Overall Supply	No	Local Limits	Cadmium (2) (Daily) pH (1) (Inst.) Failure to Sample (Cd, Cu, Pb, Mo)	10/07/2013	$ 4,905.00	$ 683.40	137540
					2013 TOTAL	**$ 151,664.00**		

CITY OF PHOENIX

SUMMARY OF PRETREATMENT PROGRAM EXPENDITURES

January 1, 2013 – December 31, 2013 – Total Pretreatment Expenditures $ 3,645,464

PRETREATMENT PROGRAM EXPENDITURES

Personnel	$2,145,566
Operations & Maintenance	$ 217,237
Laboratory	$ 1,236,598
Equipment	$ 28,268
Vehicles	$ 17,795

PRETREATMENT PROGRAM EQUIPMENT INVENTORY

Equipment Name	Purchased 2013	Total 2013
Photo Ionization Detector	0	1
Flow Meters	1	27
Auto Samplers	3	23
Turbidimeters	0	3
pH/DO/Conductivity Meters	2	5
Chlorine Colorimeters	0	3
Air Movers	0	4
Confined Space Harnesses	0	6
Air/Gas Detectors	2	8
Cameras	2	13
Pole Cameras	0	2
CCTV Sewer Camera	1	1
Computer Monitors	6	32
Computers	3	28
Printers	2	8

PRETREATMENT PROGRAM VEHICLE INVENTORY

Equipment Name	Purchased 2013	Total 2013
Sampling Passenger Vans	0	1
Sampling 4WD Pickups	0	1
Inspector Pickups	1	6
Sampling Vans	0	4
Vehicle Pool Sedans	0 [1]	8 (Pool) [1]

[1] Sedans which are used for inspections of industrial facilities are part of the pool shared by all staff located on the 23rd Avenue WWTP.

PRETREATMENT PROGRAM PERSONNEL		
Title	FTEs 2013	FTEs 2012
Deputy Water Services Director	1.0 [2]	1.0 [2]
Civil Engineer III	0.5 [2]	0.0
Environmental Programs Coordinator	0.5 [2]	0.0
Water Services Superintendent	0.0 [3]	1.0
Assistant City Attorney IV	0.5 [2]	0.5 [2]
Environmental Quality Specialist	0.5	0.5
Chief Water Quality Inspectors	3.0	3.0
Senior Water Quality Inspectors	14.5	17.5
Water Quality Inspectors	6.0	5.0
Inspector Vacancies	3.0	0.0
Senior User Technology Specialist	0.5 [2]	0.5 [2]
Information Technology Application Programmer I	0.5 [2]	0.5 [2]
Computer Operator	0.5 [2]	0.5 [2]
Secretary II	0.5 [2]	0.5 [2]

[2] These positions dedicate time to other Water Department functions.
[3] This management position was eliminated and pretreatment program oversight duties were distributed to other existing management positions.

CITY OF PHOENIX
PRETREATMENT PROGRAM ORGANIZATION CHART

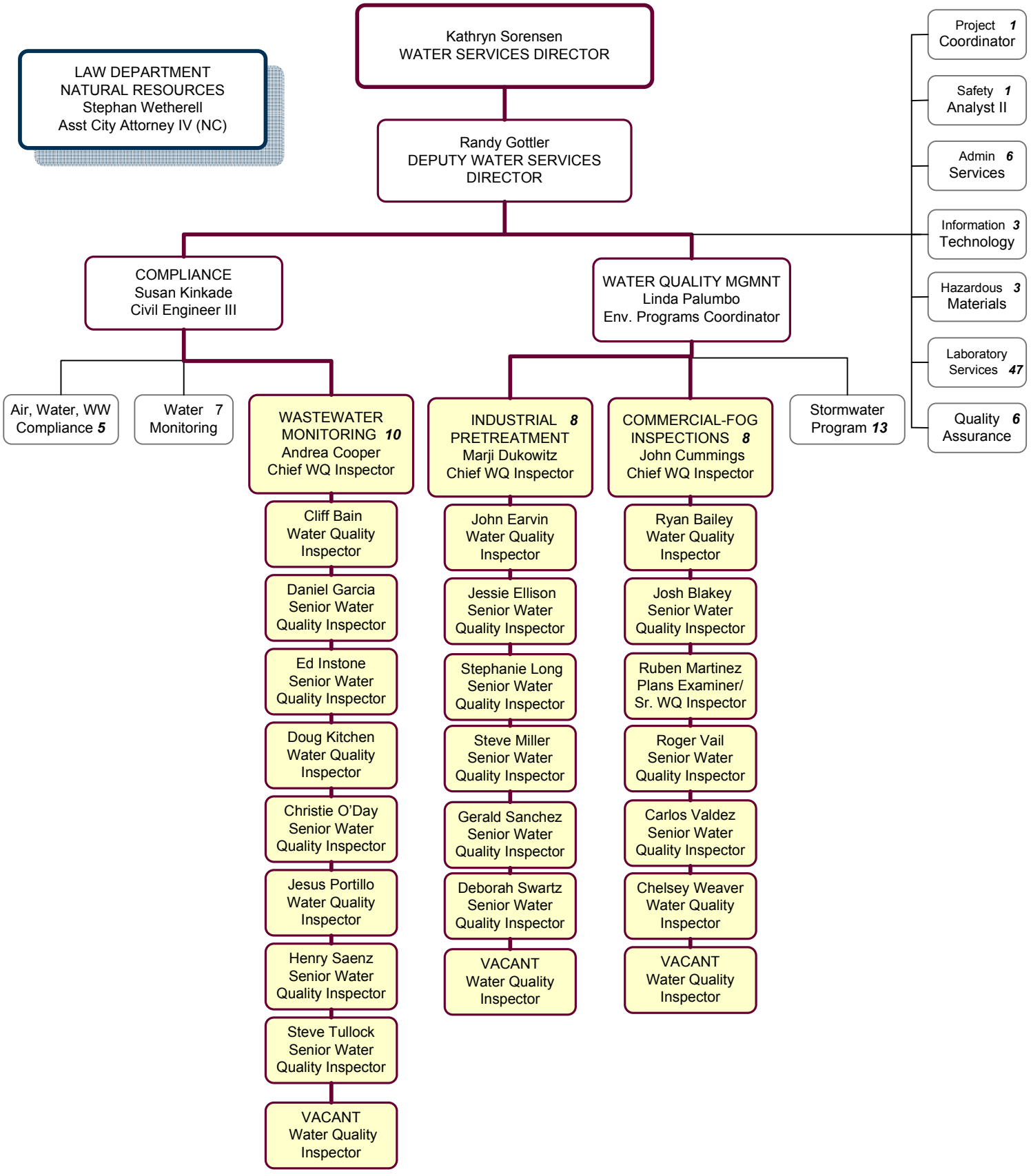

For the Year Ending December 31, 2013

CITY OF PHOENIX
LIST OF SIGNIFICANT INDUSTRIAL USERS AS OF 12/31/2013

	COMPANY NAME AND ADDRESS	Plant	SIC Code	Regulation
1.	A-1 Restaurant Services 1095 West Magnolia Phoenix, Arizona 85007	91st	4953	City Code
2.	AAA Ajax Pumping Service, Inc. 2433 South 7th Avenue Phoenix, Arizona 85007-4302	91st	4953	City Code
3.	Allied Tube & Conduit Corporation 2525 North 27th Avenue Phoenix, Arizona 85009-1710	23rd	3317	433.17
4.	Alsco, Inc. 4707 West Camelback Road Phoenix, Arizona 85031	91st	7218	City Code
5.	Ameripride Services Inc. 6025 West Van Buren Street Phoenix, Arizona 85043-3509	91st	7213	City Code
6.	Angelica Textile Services 4410 West Mohave Avenue Phoenix, Arizona 85043-8304	91st	7218	City Code
7.	APS West Phoenix Power Plant 4606 West Hadley Street Phoenix, Arizona 85043-3933	91st	4911	423.16
8.	Aramark Uniform and Career Apparel, Inc. 3836 West Buckeye Road # F Phoenix, Arizona 85009	91st	7218	City Code
9.	Arizona Foods Group 2517 East Chambers Street Phoenix, Arizona 85040-3640	91st	3674	City Code
10.	Arizona Fueling Facilities Corporation 4000 East Sky Harbor Boulevard Phoenix, Arizona 85034	91st	9999	City Code
11.	Arizona Precision Sheet Metal, Inc. 2140 West Pinnacle Peak Road Phoenix, Arizona 85027-1200	91st	3444	433.17
12.	ASM America Inc.-University Drive Plant 3440 East University Drive Phoenix, Arizona 85034-7200	91st	3674	469.18
13.	Avanti Circuits, Inc. 17650 North 25th Avenue - Suite #5 Phoenix, Arizona 85023	91st	3672	433.17
14.	Baker Commodities, Inc. (Elwood) 3602 West Elwood Street Phoenix, Arizona 85009	91st	2077	City Code
15.	Banner Estrella Medical Center 9201 West Thomas Road Phoenix, Arizona 85035	91st	8062	City Code
16.	Banner Good Samaritan Medical Center 1111 East McDowell Road Phoenix, Arizona 85006-2612	23rd	8062	City Code
17.	Barrel O'Fun Snack Foods Southwest, Inc. 7330 West Sherman Street Phoenix, Arizona 85043-4751	91st	2096	City Code

CITY OF PHOENIX
LIST OF SIGNIFICANT INDUSTRIAL USERS AS OF 12/31/2013

	COMPANY NAME AND ADDRESS	Plant	SIC Code	Regulation
18.	BioTech Research Labs, Inc. 3809 East Watkins Street Phoenix, Arizona 85034	91st	2833	439.46
19.	Bottling Group, LLC (PepsiCo) 4242 East Raymond Street Phoenix, Arizona 85040	91st	2086	City Code
20.	Café Valley, Inc. 7000 West Buckeye Road Phoenix, Arizona 85043-4306	91st	2050	City Code
21.	Carl T. Hayden Medical Center 650 East Indian School Road Phoenix, Arizona 85012-1892	23rd	8062	City Code
22.	Celgene Corporation 620 North 51st Avenue Phoenix, Arizona 85043-2702	91st	2834	439.47
23.	Certified Inspection Service Company, Inc. 21 South 41st Street Phoenix, Arizona 85034	23rd	3479	433.17
24.	ChemResearch Co., Inc. 1130 West Hilton Avenue Phoenix, Arizona 85007-4306	23rd	3471	433.17
25.	Chromalloy Arizona 5161 West Polk Street Phoenix, Arizona 85043	91st	7699	433.17
26.	Cintas Corporation 5501 West Hadley Street Phoenix, Arizona 85043	91st	7218	City Code
27.	CleanPart Southwest LLC 3844 East University Drive Phoenix, Arizona 85034-7221	91st	3479	433.17
28.	Dignity Health –St. Joseph's Hospital & Medical Center 350 West Thomas Road Phoenix, Arizona 85013-4409	23rd	8062	City Code
29.	DLS Precision Fab, LLC dba Di-Matrix 5225 South 31st Place Phoenix, Arizona 85040	91st	3444	433.17
30.	DS Waters of America, Inc. 3302 West Earll Drive Phoenix, Arizona 85017	91st	2086	City Code
31.	Entrepix, Inc. 4717 East Hilton Avenue Phoenix, Arizona 85034-6404	91st	3674	469.18
32.	FlipChip International, LLC 3701 East University Drive Phoenix, Arizona 85034	91st	3674	469.18
33.	FM Industries, Inc. Building “D” 2104 West Roosevelt Street Phoenix, Arizona 85009-3703	23rd	3471	433.17
34.	Freescale Semiconductor, Inc. 52nd ST Superfund Site OU 1 5005 East McDowell Road Phoenix, Arizona 85008	91st	9999	City Code

CITY OF PHOENIX
LIST OF SIGNIFICANT INDUSTRIAL USERS AS OF 12/31/2013

	COMPANY NAME AND ADDRESS	Plant	SIC Code	Regulation
35.	Futureweld Company, Inc. 3518 East Wood Street Phoenix, Arizona 85040	91st	3471	433.17
36.	G&K Services, Inc. 4804 West Roosevelt Street Phoenix, Arizona 85043	91st	7218	City Code
37.	GE Parallel Design, Inc. 4313 East Cotton Center Boulevard Phoenix, Arizona 85040	91st	3674	469.18
38.	Heligear Acquisition Co.- D-Velco Manufacturing of Arizona, Inc. 401 South 36th Street Phoenix, Arizona 85034	23rd	3599	433.17
39.	Heligear Acquisition Co.- Northstar Aerospace (Phoenix) 300 South 23rd Street Phoenix, Arizona 85034	23rd	3599	433.17
40.	Holsum Bakery, Inc. 2322 West Lincoln Street Phoenix, Arizona 85009	23rd	2051	City Code
41.	Honeywell Engines Product Center 111 South 34th Street Phoenix, Arizona 85034	23rd	3471	433.17
42.	Honeywell International Inc. Former Peoria Avenue Facility/EW-1 2305 West Mercer Lane Phoenix, Arizona 85051	91st	9999	City Code
43.	Honeywell International, Inc. Former Peoria Avenue Facility/MW-10 2251 West Sierra Street Phoenix, Arizona 85029	91st	9999	City Code
44.	Honeywell International, Inc. Honeywell Aerospace – Deer Valley 21111 North 19th Avenue Phoenix, Arizona 85027-2708	91st	3812	469.18
45.	Honeywell International, Inc. Honeywell Aerospace – Phoenix R&O 1944 East Sky Harbor Circle Northwest Phoenix, Arizona 85034	23rd	3728	433.17
46.	Hydro Aluminum North America – Extrusion Division, Plant 1 249 South 51st Avenue Phoenix Arizona 85043-3715	91st	3354	467.35
47.	Hydro Aluminum North America – Extrusion Division, Plant 2 50 South 49th Avenue Phoenix Arizona 85043	91st	3354	467.35
48.	Hydro Aluminum North America – Remelt Division 249 South 51st Avenue Phoenix Arizona 85043-3715	91st	3354	467.35
49.	IASIS Heath Care - Saint Luke's Medical Center 1800 East Van Buren Street Phoenix, Arizona 85006-3742	23rd	8062	City Code

CITY OF PHOENIX
LIST OF SIGNIFICANT INDUSTRIAL USERS AS OF 12/31/2013

	COMPANY NAME AND ADDRESS	Plant	SIC Code	Regulation
50.	John C. Lincoln Hospital -Deer Valley 19829 North 27th Avenue Phoenix, Arizona 85027-4001	91st	8062	City Code
51.	John C. Lincoln Hospital -North Mountain 250 East Dunlap Avenue Phoenix, Arizona 85020-2825	23rd	8062	City Code
52.	Kerr West Plating, Inc. 4737 North 43rd Avenue – Suite # 3 Phoenix, Arizona 85031	91st	3695	433.17
53.	Layne Christensen Company – Water Technologies Division 3804 East Watkins Street Phoenix, Arizona 85034	91st	1623	437.16
54.	Liquid Environmental Solutions of Arizona, LLC 5159 West Van Buren Phoenix, Arizona 85043	91st	4953	437.46
55.	Maricopa Integrated Health System 2601 East Roosevelt Street Phoenix, Arizona 85008	23rd	8062	City Code
56.	Marlyn Nutraceuticals - Naturally Vitamins 4404 East Elwood Street Phoenix, Arizona 85040	91st	2834	439.47
57.	Maryvale Hospital and Medical Center 5102 West Campbell Avenue Phoenix, Arizona 85031	91st	8062	City Code
58.	Mastel Linen, Inc. 2940 West Virginia Ave Phoenix, Arizona 85009-1607	23rd	7218	City Code
59.	Mayo Clinic Arizona 5777 East Mayo Boulevard Phoenix, Arizona 85024	91st	8062	City Code
60.	Mega Metals Unlimited, Inc. 1323 North 22nd Avenue Phoenix, Arizona 85009	23rd	5093	421.306
61.	Metco Metal Finishing, Inc. 3508 East Corona Avenue Phoenix, Arizona 85040	91st	3471	433.17
62.	Milum Textile Services 333 North 7th Avenue Phoenix, Arizona 85007-2533	23rd	7218	City Code
63.	Mission Linen Supply, Inc. 2652 South 16th Street Phoenix, Arizona 85034	23rd	7213	City Code
64.	Modern Industries, Inc. 4755 East Beautiful Lane Phoenix, Arizona 85044	91st	3471	433.17
65.	MPP Group of Companies 230 South 49th Avenue Phoenix, Arizona 85043	91st	3471	433.17
66.	Niagara Bottling, LLC 275 South 67th Avenue Phoenix, Arizona 85043	91st	2086	City Code
67.	PAS Technologies, Incorporated 1021 North 22nd Avenue Phoenix, Arizona 85009	23rd	3471	433.17

CITY OF PHOENIX
LIST OF SIGNIFICANT INDUSTRIAL USERS AS OF 12/31/2013

	COMPANY NAME AND ADDRESS	Plant	SIC Code	Regulation
68.	Phoenix Baptist Hospital & Medical Center, Inc. 2000 West Bethany Home Road Phoenix, Arizona 85015	23rd	8062	City Code
69.	Phoenix Children's Hospital 1919 East Thomas Road Phoenix, Arizona 85016	23rd	8062	City Code
70.	Phoenix Heat Treating, Inc. 2405 West Mohave Street Phoenix, Arizona 85009-6413	91st	3398	433.17
71.	Phoenix Indian Medical Center 4212 North 16th Street Phoenix, Arizona 85016-5319	23rd	8062	City Code
72.	Phoenix Manufacturing, Inc. 3655 East Roeser Road Phoenix, Arizona 85040-3968	91st	3585	433.15
73.	Prudential Overall Supply 5102 West Roosevelt Street Phoenix, Arizona 85043	91st	7218	City Code
74.	Quantum Global Technologies, LLC 2101 West Roosevelt Street Phoenix, Arizona 85009	23rd	7699	433.17
75.	Quantum Global Technologies, LLC dba Quantum Clean 3925 East Watkins Street, Suite 100 Phoenix, Arizona 85034	91st	3479	433.17
76.	Rexam Beverage Can Company 211 North 51st Avenue Phoenix, Arizona 85043	91st	3411	465.45
77.	Safeway Phoenix Ice Cream Plant 2434 East Pecan Road Phoenix, Arizona 85040	91st	3674	City Code
78.	Sav-On Plating, Inc. 17 West Watkins Street Phoenix, Arizona 85003-2824	91st	3471	433.17
79.	Semi Ray Inspection Services, Inc. Semiray Special Process Division 3027 East Washington Street Phoenix, Arizona 85034-1517	23rd	3764	433.17
80.	Shamrock Foods Company – Dairy Division 2228 North Black Canyon Highway Phoenix, Arizona 85009-2707	23rd	2026	City Code
81.	Signetix, Inc. 2611 South 7th Street, Suite 101 Phoenix, Arizona 85034-6523	91st	3479	433.17
82.	SkyChefs-Inc. – LSG SkyChefs 1451 South 23rd Street Phoenix, Arizona 85034	23rd	5812	City Code
83.	Sodexo Services Inc. dba The Commercial Linen Exchange 4445 South 36th Street Phoenix, Arizona 85040	91st	7213	City Code
84.	Specialty Textile Services 720 West Buchanan Street Phoenix, Arizona 85007-3405	23rd	7218	City Code

CITY OF PHOENIX
LIST OF SIGNIFICANT INDUSTRIAL USERS AS OF 12/31/2013

	COMPANY NAME AND ADDRESS	Plant	SIC Code	Regulation
85.	SUMCO Southwest Corporation 19801 North Tatum Boulevard Phoenix, Arizona 85050	91st	3674	469.28
86.	Sumika Electronic Materials 3832 East Watkins Street Phoenix, AZ 85034	91st	3674	469.18
87.	Teva Pharmaceuticals USA, Inc. 2050 South 35th Avenue Phoenix, Arizona 85009	91st	2834	439.46
88.	U – Systems Inc. 10027 South 51st Street Phoenix, Arizona 85044	91st	3845	433.17
89.	UniFirst Corporation 104 North 14th Street Phoenix, Arizona 85034-1114	23rd	7218	City Code
90.	Valkyrie Industries, Inc. 6033 West Sherman Street Phoenix, Arizona 85043	91st	3471	433.17
91.	Valley Industrial Painting 1131 West Watkins Street Phoenix, Arizona 85007-4309	23rd	3479	433.17
92.	Vanguard Health Systems dba Paradise Valley Hospital 3929 East Bell Road Phoenix, Arizona 85032-2112	91st	8062	City Code
93.	Western Digital Technologies 1000 East Bell Road Phoenix, Arizona 85022-2549	91st	9999	City Code
94.	World Resources Company 8113 West Sherman Street Phoenix, Arizona 85353-4025	91st	3399	City Code

CITY OF PHOENIX

PRETREATMENT PERFORMANCE SUMMARY
ADDITIONS, DELETIONS AND CHANGES TO THE SIU LIST

ADDITIONS

The following Significant Industrial Users were added in 2013:

Café Valley, Inc.
7000 West Buckeye Road
Phoenix, Arizona 85043

Entrepix, Inc.
4717 East Hilton Avenue
Phoenix, Arizona 85004

Mastel Linen, Inc.
2940 West Virginia Avenue
Phoenix, Arizona 85009

DELETIONS

The following Significant Industrial Users have ceased operations in 2013:

DLS Precision Fab, LLC dba Di-Matrix
5225 South 31st Place
Phoenix, Arizona 85040

Valley Industrial Painting
1131 West Watkins Street
Phoenix, Arizona 85007

RECLASSIFICATIONS

The following Significant Industrial Users have been reclassified in 2013:

Arizona Foods Group, Inc. **RECLASSIFIED FROM CLASS B HIGH STRENGTH TO CLASS A SIU**
2517 East Chambers Street
Phoenix, Arizona 85040

Mega Metals Unlimited, Inc. **RECLASSIFIED FROM CLASS A CATEGORICAL SIU TO CLASS B ZERO CAT**
1323 North 22nd Avenue
Phoenix, Arizona 85009-3714

NAME CHANGES

The following Significant Industrial Users changed their names in 2013:

None

City of Phoenix
PRETREATMENT PERFORMANCE SUMMARY
23rd Avenue Wastewater Treatment Plant

I. General Information			
Control Authority Name: City of Phoenix		**NPDES №:** AZ0020559	
Address: 2474 South 22nd Avenue	**City:** Phoenix	**State:** Arizona	**ZIP:** 85009
Contact Person: Marji Dukowitz		**Contact Telephone Number:** (602) 495-5926	
Reporting Period: January 1 – December 31, 2013	**Categorical IUs:** 13	**Significant Non-Categorical IUs:** 17	

II. Significant Industrial User Compliance							
		Categorical		Non-categorical		Total SIUs	
1.	No. of SIUs in Full Compliance	8	62	9	53	17	57
2.	No. of SIUs in Inconsistent Compliance	5	38	8	47	13	43
3.	No. of SIUs in Significant Noncompliance	0	0	0	0	0	0
4.	No. of Parameter Violations	7		7		14	
5.	No. of Reporting Violations	2		10		12	
6.	No. of Permit Condition Violations	2		0		2	

III. Compliance Monitoring Program				
		Categorical	Non-categorical	Total SIUs
1.	No. of Control Documents Issued	13	17	30
2.	No. of Nonsampling Inspections Conducted	12	18	30
3.	No. of Facilities Inspected (Nonsampling)	12	17	29
4.	No. of Sampling Visits Conducted	77	131	208
5.	No. of Facilities Sampled	11	17	28

IV. Enforcement Actions				
		Categorical	Non-categorical	Total SIUs
1.	Notices of Violations Issued to SIUs	11	15	26
2.	Temporary Increase in IU Self Monitoring	4	4	8
3.	Administrative Orders Issued to SIUs	0	0	0
4.	Compliance Schedules Issued	0	0	0
5.	Settlement Agreements	1	0	1
6	Other Actions	0	0	0
7.	Amount of Penalties Collected (Total Dollars / IUs Assessed)	$ 5750.00 / 1	$ 0.00 / 0	$ 5750.00 / 1

City of Phoenix
PRETREATMENT PERFORMANCE SUMMARY
91st Avenue Wastewater Treatment Plant

I. General Information			
Control Authority Name: City of Phoenix		**NPDES №.:** AZ0020524	
Address: 2474 South 22nd Avenue	**City:** Phoenix	**State:** Arizona	**ZIP:** 85009
Contact Person: Marji Dukowitz		**Contact Telephone Number:** (602) 495-5926	
Reporting Period: January 1 – December 31, 2013	**Categorical IUs:** 48	**Significant Non-Categorical IUs:** 46	

II. Significant Industrial User Compliance							
		Categorical		Non-categorical		Total SIUs	
1.	No. of SIUs in Full Compliance	34	71	31	67	65	69
2.	No. of SIUs in Inconsistent Compliance	14	29	13	28	27	29
3.	No. of SIUs in Significant Noncompliance	0	0	2	4	2	2
4.	No. of Parameter Violations	29		81		110	
5.	No. of Reporting Violations	6		59		65	
6.	No. of Permit Condition Violations	7		3		10	

III. Compliance Monitoring Program				
		Categorical	Non-categorical	Total SIUs
1.	No. of Control Documents Issued	48	46	94
2.	No. of Nonsampling Inspections Conducted	56	49	105
3.	No. of Facilities Inspected (Nonsampling)	47	46	93
4.	No. of Sampling Visits Conducted	329	368	697
5.	No. of Facilities Sampled	44	45	89

IV. Enforcement Actions				
		Categorical	Non-categorical	Total SIUs
1.	Notices of Violations Issued to SIUs	41	46	87
2.	Temporary Increase in IU Self Monitoring	8	8	16
3.	Administrative Orders Issued to SIUs	0	0	0
4.	Compliance Schedules Issued	0	1	1
5.	Settlement Agreements	4	2	6
6	Other Actions	0	0	0
7.	Amount of Penalties Collected (Total Dollars / IUs Assessed)	$ 51,759.00 / 4	$ 99,905.00 / 2	$ 151,664.00 / 6

PRETREATMENT PERFORMANCE SUMMARY
Cave Creek Wastewater Reclamation Plant

I. General Information			
Control Authority Name: City of Phoenix		**AZPDES №.:** AZ0024465	
Address: 22841 North Cave Creek Road	**City:** Phoenix	**State:** Arizona	**ZIP:** 85024
Contact Person: Randy Gottler		**Contact Telephone Number:** (602) 262-1859	
Reporting Period: January 1 – December 31, 2013	**Categorical IUs:** 0	**Significant Non-categorical IUs:** 0	

II. Significant Industrial User Compliance						
		Categorical		Non-categorical		Total SIUs	
		No.	%	No.	%	No.	%
1.	No. of SIUs in Full Compliance	0	0	0	0	0	0
2.	No. of SIUs in Inconsistent Compliance	0	0	0	0	0	0
3.	No. of SIUs in Significant Noncompliance						
4.	No. of Parameter Violations	0		0		0	
5.	No. of Reporting Violations	0		0		0	
6.	No. of Permit Condition Violations	0		0		0	

III. Compliance Monitoring Program				
		Categorical	Non-categorical	Total SIUs
1.	No. of Control Documents Issued	0	0	0
2.	No. of Nonsampling Inspections Conducted	0	0	0
3.	No. of Facilities Inspected (Nonsampling)	0	0	0
4.	No. of Sampling Visits Conducted	0	0	0
5.	No. of Facilities Sampled	0	0	0

IV. Enforcement Actions				
		Categorical	Non-categorical	Total SIUs
1.	Notices of Violations Issued to SIUs	0	0	0
2.	Temporary Increase in IU Self Monitoring	0	0	0
3.	Administrative Orders Issued to SIUs	0	0	0
4.	Compliance Schedules Issued	0	0	0
5.	Settlement Agreements	0	0	0
6	Other Actions	0	0	0
7.	Amount of Penalties Collected (Total Dollars / IUs Assessed)	0	0	0

CITY OF PHOENIX
SIGNIFICANT INDUSTRIAL USER COMPLIANCE STATUS REPORT

NAME: A-1 Restaurant Services			REPORT PERIOD: 01/01/2013 through 12/31/2013
SERVICE ADDRESS: 1095 West Magnolia Street		MAILING ADDRESS: 1095 West Magnolia Street Phoenix Arizona 85007-4508	
CATEGORICAL USER? No	40 CFR Local Limits	LIMITS APPENDIX: A	BMR SUBMITTED: 09/03/2010
TTO CERTIFICATION DATE SUBMITTED: N/A		PERMIT EFFECTIVE: 01/01/2011	PERMIT EXPIRES: 12/31/2015
SAMPLING LOCATION VERIFIED ON: 10/10/2013		RCRA NOTICE: 01/01/2011	
SLUG CONTROL PLAN EVALUATION DATE: 10/10/2013			

	1st Quarter (Jan 1 - Mar 31)	2nd Quarter (Apr 1 - Jun 30)	3rd Quarter (Jul 1 - Sep 30)	4th Quarter (Oct 1 - Dec 31)
Number of Inspections	0	0	1	0
Number of City Sampling Days	3	0	0	2
Number of IU Sampling Days	9	4	4	4
Number of Parameter Violations	0	0	0	0
Number of Inspection Violations	0	0	0	0
Number of Reporting Violations	0	0	0	0
Number of Permit Cond. Violations	0	0	0	0
Compliance Status	C	C	C	C
Evaluated as of:	05/01/2013	08/13/2013	10/11/2013	01/29/2014

COMPLIANCE CODES: C = Compliance I = Inconsistent Compliance S = Significant Noncompliance
If company is in I or S, then the following table applies:

Quarter	Type of Violation	Date of Violation	Sample Composite or Grab	Limit Federal or City	Monitoring City or IU	Parameter	Value / Limit	Number of Measurements per Quarter

	1st Quarter (Jan 1 – Mar 31)	2nd Quarter (Apr 1 - Jun 30)	3rd Quarter (Jul 1 – Sep 30)	4th Quarter (Oct 1 - Dec 31)
Enforcement Status	N	N	N	N

Enforcement Status Codes

A - Notice of Violation (NOV)
B - Administrative Order (AO)
C - Civil Action Filed
D - Criminal Action Filed
E - Pretreatment Settlement Agreement(PSA)
F - Assessment of Monetary Penalties
G - Restriction of Flow
H - Permit Revocation
I - Compliance Schedule Issued
J - Disconnection from Sewer
K - Published in Newspaper for Significant Non-Compliance (SNC) In Prior Reporting Year
L - Temporary Increase in IU Self Monitoring (TISM)
N– No Enforcement Action

For the Year Ending December 31, 2013

ENFORCEMENT SUMMARY AND COMMENTS

Company Name: A-1 Restaurant Services

Process Flow: 25,682 GPD (Average)

General Information and type of wastewater treatment
This facility treats and de-waters septic and grease trap waste from its own pumping trucks using prescreening , pH adjust, DAF, and a belt press.
First Quarter
Second Quarter
Third Quarter
Fourth Quarter

To be published for this year in newspaper for Significant Non-Compliance? ____ Yes X No

Penalties this reporting Year: Assessed $ 0.00 Collected $ 0.00

For the Year Ending December 31, 2013

CITY OF PHOENIX
SIGNIFICANT INDUSTRIAL USER COMPLIANCE STATUS REPORT

NAME: AAA Ajax Pumping Service, Inc.		REPORT PERIOD: 01/01/2013 through 12/31/2013	
SERVICE ADDRESS: 2433 South 7th Avenue		MAILING ADDRESS: P.O. Box 5782 Glendale Arizona 85312	
CATEGORICAL USER? No	40 CFR Local Limits	LIMITS APPENDIX: A	BMR SUBMITTED: 12/07/1998
TTO CERTIFICATION DATE SUBMITTED: N/A		PERMIT EFFECTIVE: 10/01/2013	PERMIT EXPIRES: 09/30/2018
SAMPLING LOCATION VERIFIED ON: 09/27/2013		RCRA NOTICE: 12/07/1998	
SLUG CONTROL PLAN EVALUATION DATE: 09/27/2013			

	1st Quarter (Jan 1 - Mar 31)	2nd Quarter (Apr 1 - Jun 30)	3rd Quarter (Jul 1 - Sep 30)	4th Quarter (Oct 1 - Dec 31)
Number of Inspections	0	0	1	0
Number of City Sampling Days	2	2	3	0
Number of IU Sampling Days	4	4	4	4
Number of Parameter Violations	0	0	0	0
Number of Inspection Violations	0	0	0	0
Number of Reporting Violations	0	0	0	0
Number of Permit Cond. Violations	0	0	0	0
Compliance Status	C	C	C	C
Evaluated as of:	04/30/2013	08/05/2013	01/06/2014	02/03/2014

COMPLIANCE CODES: C = Compliance I = Inconsistent Compliance S = Significant Noncompliance
If company is in I or S, then the following table applies:

Quarter	Type of Violation	Date of Violation	Sample Composite or Grab	Limit Federal or City	Monitoring City or IU	Parameter	Value / Limit	Number of Measurements per Quarter

	1st Quarter (Jan 1 – Mar 31)	2nd Quarter (Apr 1 - Jun 30)	3rd Quarter (Jul 1 – Sep 30)	4th Quarter (Oct 1 - Dec 31)
Enforcement Status	N	N	N	N

Enforcement Status Codes

A - Notice of Violation (NOV)
B - Administrative Order (AO)
C - Civil Action Filed
D - Criminal Action Filed
E - Pretreatment Settlement Agreement(PSA)
F - Assessment of Monetary Penalties
G - Restriction of Flow
H - Permit Revocation
I - Compliance Schedule Issued
J - Disconnection from Sewer
K - Published in Newspaper for Significant Non-Compliance (SNC) In Prior Reporting Year
L - Temporary Increase in IU Self Monitoring (TISM)
N– No Enforcement Action

For the year Ending December 31, 2013

ENFORCEMENT SUMMARY AND COMMENTS

Company Name: AAA Ajax Pumping Service, Inc.

Process Flow: 24,464 GPD (Average)

General Information and type of wastewater treatment
This facility primarily accepts and de-waters septage and grease trap waste and other wastewaters approved by the City of Phoenix. Treatment consists of a grinder pump, polymer dosing system, sludge dewatering tank and solids extruder. The dewatering tank discharges to a centrifugal rotary fan for further dewatering.
First Quarter
Second Quarter
Third Quarter
Fourth Quarter

To be published for this year in newspaper for Significant Non-Compliance? ____ Yes X No

Penalties this reporting Year: Assessed **$ 0.00** Collected **$ 0.00**

For the year Ending December 31, 2013

CITY OF PHOENIX
SIGNIFICANT INDUSTRIAL USER COMPLIANCE STATUS REPORT

NAME: Allied Tube & Conduit Corporation		REPORT PERIOD: 01/01/2013 through 12/31/2013	
SERVICE ADDRESS: 2525 North 27th Avenue		MAILING ADDRESS: 2525 North 27th Avenue Phoenix Arizona 85009	
CATEGORICAL USER? Yes	40 CFR 433.17	LIMITS APPENDIX: E	BMR SUBMITTED: 06/25/2003
TTO CERTIFICATION DATE SUBMITTED: 01/10/2014		PERMIT EFFECTIVE: 11/01/2008	PERMIT EXPIRES: 06/30/2013
SAMPLING LOCATION VERIFIED ON: 05/13/2013		RCRA NOTICE: 10/24/2003	
SLUG CONTROL PLAN EVALUATION DATE: 05/13/2013			

	1st Quarter (Jan 1 - Mar 31)	2nd Quarter (Apr 1 - Jun 30)	3rd Quarter (Jul 1 - Sep 30)	4th Quarter (Oct 1 - Dec 31)
Number of Inspections	0	2	0	1
Number of City Sampling Days	0	2	2	1
Number of IU Sampling Days	3	6	7	7
Number of Parameter Violations	0	4	0	0
Number of Inspection Violations	0	0	0	0
Number of Reporting Violations	0	0	0	0
Number of Permit Cond. Violations	0	0	0	0
Compliance Status	C	I	C	C
Evaluated as of:	04/11/2013	07/11/2013	10/08/2013	01/10/2014

COMPLIANCE CODES: C = Compliance I = Inconsistent Compliance S = Significant Noncompliance
If company is in I or S, then the following table applies:

Quarter	Type of Violation	Date of Violation	Sample Composite or Grab	Limit Federal or City	Monitoring City or IU	Parameter	Value / Limit	Number of Measurements per Quarter
2	Daily Maximum	04/02/2013	Composite	City	IU	Selenium	0.14 / 0.10 mg/L	8
2	Daily Maximum	04/30/2013	Composite	City	IU	Selenium	0.11 / 0.10 mg/L	8
2	Daily Maximum	05/06/2013	Composite	City	IU	Selenium	0.26 / 0.10 mg/L	8
2	Daily Maximum	05/08/2013	Composite	City	IU	Selenium	0.13 / 0.10 mg/L	8

	1st Quarter (Jan 1 – Mar 31)	2nd Quarter (Apr 1 - Jun 30)	3rd Quarter (Jul 1 – Sep 30)	4th Quarter (Oct 1 - Dec 31)
Enforcement Status	N	A(4), E, F, G, L	N	N

Enforcement Status Codes

A - Notice of Violation (NOV)
B - Administrative Order (AO)
C - Civil Action Filed
D - Criminal Action Filed
E - Pretreatment Settlement Agreement (PSA)
F - Assessment of Monetary Penalties
G - Restriction of Flow
H - Permit Revocation
I - Compliance Schedule Issued
J - Disconnection from Sewer
K - Published in Newspaper for Significant Non-Compliance (SNC) In Prior Reporting Year
L - Temporary Increase in IU Self Monitoring (TISM)
N– No Enforcement Action

For the year Ending December 31, 2013

ENFORCEMENT SUMMARY AND COMMENTS

Company Name: Allied Tube & Conduit Corporation

Process Flow: 1,680 GPD (Average)

General Information and type of wastewater treatment

Allied Tube & Conduit Corporation (Allied Tube) manufactures mechanical tubing, fire sprinkler pipe, electrical conduit, as well as struts, piping and tubing used in construction and other industries. The products may be galvanized or uncoated.

The pretreatment system consists of a series of tanks (or stages) wherein chemicals are added to the wastewater to cause precipitation, flocculation, coagulation, clarification, and pH adjustment. After pH adjustment, the wastewater is routed through a filter press to capture solids, then to the final holding tank before discharge to the sanitary sewer system via the compliance sampling point.

The pretreatment protocol is to perform quality in-house assurance tests of the pretreatment system at two points upstream of the compliance sampling point. Allied Tube operates a batch-discharge-system which, in conjunction with the two-point quality assurance protocol performed on each batch, minimizes the probability of an exceedance.

First Quarter

Second Quarter

On 04/24/2013, the City became aware of a Selenium daily maximum exceedance that occurred on 04/02/2013 during self monitoring. An NOV was issued on 04/25/2013; the NOV required a 30-Day Resample and a Temporary Increase Self Monitoring (TISM).

On 05/08/2013, the City became aware of a Selenium daily maximum exceedance that occurred on 04/30/2013 during the TISM sampling ($TISM_1$). An NOV was issued on 05/15/2013 for the $TISM_1$ exceedance.

On 05/17/2013, the City became aware of a Selenium daily maximum exceedance that occurred on 05/06/2013 during self the 30-Day Resample. An NOV was issued on 05/21/2013 for the 30-Day Resample exceedance.

On 05/17/2013, the City became aware of a Selenium daily maximum exceedance that occurred on 04/30/2013 during the TISM sampling ($TISM_2$). An NOV was issued on 05/21/2013 for the $TISM_2$ exceedance.

A Notice to Show Cause was issued on 05/30/2013. The Show Cause Hearing was convened on 06/25/2013 to discuss violations which occurred during the period 04/01/2012 through 05/31/2013. A PSA was reached which included monetary penalties in the amount $7,500, plus the publication fee. The requirement to obtain "Pre-Clearance" for all future discharges, until Environmental Services Division is convinced that the cause of the selenium exceedances was isolated and corrected, was discussed. The $7,500 penalty and the $673.20 publication fee have been collected. The requirement to obtain Pre-Clearance to discharge was terminated on 01/31/2014.

Third Quarter

The Pre-Clearance Requirement, described below, was in effect for the entire quarter.
All batches of wastewater generated were required to be captured in $Tank_1$. $Tank_1$ was situated after the pretreatment system and just upstream of the compliance sampling point. A flow proportional sample is collected by pumping of the treated-captured-batch from $Tank_1$ to $Tank_2$. The treated-captured-batch remained in $Tank_2$ while the flow proportional sample is sent to a state licensed laboratory for analysis. The analytical results of the sample were submitted to the Environmental Services Division to evaluated and determine if the batch was within the permit limits. If the analytical results indicated that a batch might pose a threat to the permit limit then it would be hauled off sight for proper disposal. If on the other-hand the analytical results indicated that the batch posed no threat of an exceedance of the permit limit then it would be approved for discharge with the requirement that a compliance sample be collected of each batch.

The analytical results of each sample collected during the quarter indicated the no batch posed a threat of an exceedance. The analytical results of each compliance sample also revealed that no exceedance occurred.

Both $Tank_1$ and $Tank_2$ were temporary (for the period that the Pre-Clearance Requirement remained in force) additions used to collect flow proportional samples and hold the batches pending approval to discharge.

Fourth Quarter

The Pre-Clearance Requirement described above remained in force for the entire quarter. No exceedance was threatened and no exceedance occurred. The Pre-Clearance Requirement remained in effect until 01/31/2013.

To be published for this year in newspaper for Significant Non-Compliance? ____ Yes __X__ No

Penalties this reporting Year: Assessed **$ 5750.00** Collected **$ 5,750.00**

For the year Ending December 31, 2013

CITY OF PHOENIX
SIGNIFICANT INDUSTRIAL USER COMPLIANCE STATUS REPORT

NAME: Alsco Inc.		REPORT PERIOD: 01/01/2013 through 12/31/2013	
SERVICE ADDRESS: 4704 West Camelback Road		MAILING ADDRESS: 4704 West Camelback Road Phoenix Arizona 85031	
CATEGORICAL USER? No	40 CFR Local Limits	LIMITS APPENDIX: A	BMR SUBMITTED: 11/29/2010
TTO CERTIFICATION DATE SUBMITTED: N/A		PERMIT EFFECTIVE: 12/10/2010	PERMIT EXPIRES: 09/30/2015
SAMPLING LOCATION VERIFIED ON: 11/04/2013		RCRA NOTICE: 12/10/2010	
SLUG CONTROL PLAN EVALUATION DATE: 11/04/2013			

	1st Quarter (Jan 1 - Mar 31)	2nd Quarter (Apr 1 - Jun 30)	3rd Quarter (Jul 1 - Sep 30)	4th Quarter (Oct 1 - Dec 31)
Number of Inspections	0	0	0	1
Number of City Sampling Days	3	3	3	0
Number of IU Sampling Days	2	2	2	2
Number of Parameter Violations	0	0	0	0
Number of Inspection Violations	0	0	0	0
Number of Reporting Violations	0	0	1	0
Number of Permit Cond. Violations	0	0	0	1
Compliance Status	C	C	I	I
Evaluated as of:	04/30/2013	07/24/2013	10/22/2013	01/20/2014

COMPLIANCE CODES: C = Compliance I = Inconsistent Compliance S = Significant Noncompliance
If company is in I or S, then the following table applies:

Quarter	Type of Violation	Date of Violation	Sample Composite or Grab	Limit Federal or City	Monitoring City or IU	Parameter	Value / Limit	Number of Measurements per Quarter
3rd	Reporting	09/29/2013	N/A	N/A	N/A	Late SMR		
4th	Permit Condition	12/31/2013	N/A	N/A	N/A	Failure to Sample		

	1st Quarter (Jan 1 – Mar 31)	2nd Quarter (Apr 1 - Jun 30)	3rd Quarter (Jul 1 – Sep 30)	4th Quarter (Oct 1 - Dec 31)
Enforcement Status	N	N	N	A

Enforcement Status Codes

A - Notice of Violation (NOV)
B - Administrative Order (AO)
C - Civil Action Filed
D - Criminal Action Filed
E - Pretreatment Settlement Agreement(PSA)
F - Assessment of Monetary Penalties
G - Restriction of Flow
H - Permit Revocation
I - Compliance Schedule Issued
J - Disconnection from Sewer
K - Published in Newspaper for Significant Non-Compliance (SNC) In Prior Reporting Year
L - Temporary Increase in IU Self Monitoring (TISM)
N– No Enforcement Action

For the year Ending December 31, 2013

ENFORCEMENT SUMMARY AND COMMENTS

Company Name: Alsco Inc.

Process Flow: 86,957 GPD (Average)

General Information and type of wastewater treatment

This facility is an industrial laundry with no dry cleaning operations. The wastewater treatment consists of stream segregation, screening, pH neutralization physical separation, and sedimentation.

First Quarter

Second Quarter

Third Quarter

Fourth Quarter

On 10/07/2013, an NOV was issued for submitting a late SMR which was due on 09/28/2013. The SMR was received on 09/30/2013; 2 days late. All requirements of the NOV were met.

Upon review of the December SMR, the City became aware of the facility's failure to perform the Once per Quarter (Copper, Lead Molybdenum) and Once per 6 Months (Arsenic, Cadmium, Cyanide, Mercury, Selenium, Silver, Zinc) sampling. Enforcement actions are pending.

To be published for this year in newspaper for Significant Non-Compliance? ____ Yes __X__ No

Penalties this reporting Year: Assessed **$ 0.00** Collected **$ 0.00**

For the year Ending December 31, 2013

CITY OF PHOENIX
SIGNIFICANT INDUSTRIAL USER COMPLIANCE STATUS REPORT

NAME: Ameripride Services, Inc.		REPORT PERIOD: 01/01/2013 through 12/31/2013	
SERVICE ADDRESS: 6025 West Van Buren Street		MAILING ADDRESS: 6025 West Van Buren Street Phoenix Arizona 85043	
CATEGORICAL USER? No	40 CFR Local Limits	LIMITS APPENDIX: A	BMR SUBMITTED: N/A
TTO CERTIFICATION DATE SUBMITTED: N/A		PERMIT EFFECTIVE: 07/01/2013	PERMIT EXPIRES: 06/30/2018
SAMPLING LOCATION VERIFIED ON: 10/28/2013		RCRA NOTICE: 06/30/1998	
SLUG CONTROL PLAN EVALUATION DATE: 10/28/2013			

	1st Quarter (Jan 1 - Mar 31)	2nd Quarter (Apr 1 - Jun 30)	3rd Quarter (Jul 1 - Sep 30)	4th Quarter (Oct 1 - Dec 31)
Number of Inspections	0	0	0	1
Number of City Sampling Days	4	3	5	5
Number of IU Sampling Days	1	1	1	1
Number of Parameter Violations	0	0	0	0
Number of Inspection Violations	0	0	0	0
Number of Reporting Violations	0	0	0	0
Number of Permit Cond. Violations	0	0	0	0
Compliance Status	C	C	C	C
Evaluated as of:	04/19/2013	07/10/2013	10/20/2013	01/24/2014

COMPLIANCE CODES: C = Compliance I = Inconsistent Compliance S = Significant Noncompliance
If company is in I or S, then the following table applies:

Quarter	Type of Violation	Date of Violation	Sample Composite or Grab	Limit Federal or City	Monitoring City or IU	Parameter	Value / Limit	Number of Measurements per Quarter

	1st Quarter (Jan 1 – Mar 31)	2nd Quarter (Apr 1 - Jun 30)	3rd Quarter (Jul 1 – Sep 30)	4th Quarter (Oct 1 - Dec 31)
Enforcement Status	N	N	N	N

Enforcement Status Codes

A - Notice of Violation (NOV)
B - Administrative Order (AO)
C - Civil Action Filed
D - Criminal Action Filed
E - Pretreatment Settlement Agreement (PSA)
F - Assessment of Monetary Penalties
G - Restriction of Flow
H - Permit Revocation
I - Compliance Schedule Issued
J - Disconnection from Sewer
K - Published in Newspaper for Significant Non-Compliance (SNC) In Prior Reporting Year
L - Temporary Increase in IU Self Monitoring (TISM)
N– No Enforcement Action

For the year Ending December 31, 2013

ENFORCEMENT SUMMARY AND COMMENTS

Company Name: Ameripride Services, Inc.

Process Flow: 79,223 (GPD) Average

General Information and type of wastewater treatment
The facility is an industrial laundry. The facility launders uniforms, linens, shop towels and various textiles. Wastewater pretreatment consists of coagulant/polymer addition, mixing, flocculation, settling, filter press (solids separation/disposal), and pH neutralization.
First Quarter
Second Quarter
Third Quarter
Fourth Quarter

To be published for this year in newspaper for Significant Non-Compliance? ____ Yes X No

Penalties this reporting Year: Assessed $ 0.00 Collected $ 0.00

For the year Ending December 31, 2013

CITY OF PHOENIX
SIGNIFICANT INDUSTRIAL USER COMPLIANCE STATUS REPORT

NAME:	Angelica Textile Services			REPORT PERIOD:	01/01/2013 through 12/31/2013
SERVICE ADDRESS:	4410 West Mohave Street		MAILING ADDRESS:	4410 West Mohave Street Phoenix Arizona 85043-8304	
CATEGORICAL USER?	No	40 CFR Local Limits	LIMITS APPENDIX:	A	BMR SUBMITTED: 07/22/2003
TTO CERTIFICATION DATE SUBMITTED:	NA		PERMIT EFFECTIVE:	10/01/2013	PERMIT EXPIRES: 07/31/2018
SAMPLING LOCATION VERIFIED ON:	08/22/2013		RCRA NOTICE:	02/10/2010	
SLUG CONTROL PLAN EVALUATION DATE:	08/22/2013				

	1st Quarter (Jan 1 - Mar 31)	2nd Quarter (Apr 1 - Jun 30)	3rd Quarter (Jul 1 - Sep 30)	4th Quarter (Oct 1 - Dec 31)
Number of Inspections	0	0	1	0
Number of City Sampling Days	4	4	3	4
Number of IU Sampling Days	1	1	1	1
Number of Parameter Violations	0	0	0	0
Number of Inspection Violations	0	0	0	0
Number of Reporting Violations	0	0	0	0
Number of Permit Cond. Violations	0	0	0	0
Compliance Status	C	C	C	C
Evaluated as of:	04/27/2013	07/26/2013	10/25/2013	01/28//2014

COMPLIANCE CODES: C = Compliance I = Inconsistent Compliance S = Significant Noncompliance
If company is in I or S, then the following table applies:

Quarter	Type of Violation	Date of Violation	Sample Composite or Grab	Limit Federal or City	Monitoring City or IU	Parameter	Value / Limit	Number of Measurements per Quarter

	1st Quarter (Jan 1 – Mar 31)	2nd Quarter (Apr 1 - Jun 30)	3rd Quarter (Jul 1 – Sep 30)	4th Quarter (Oct 1 - Dec 31)
Enforcement Status	N	N	N	N

Enforcement Status Codes

A - Notice of Violation (NOV)
B - Administrative Order (AO)
C - Civil Action Filed
D - Criminal Action Filed
E - Pretreatment Settlement Agreement (PSA)
F - Assessment of Monetary Penalties
G - Restriction of Flow
H - Permit Revocation
I - Compliance Schedule Issued
J - Disconnection from Sewer
K - Published in Newspaper for Significant Non-Compliance (SNC) In Prior Reporting Year
L - Temporary Increase in IU Self Monitoring (TISM)
N– No Enforcement Action

For the year Ending December 31, 2013

ENFORCEMENT SUMMARY AND COMMENTS

Company Name: Angelica Textile Services

Process Flow: 172,202 GPD (Average)

General Information and type of wastewater treatment

Angelica Textiles Services is an industrial laundry that supplies clean linens and garments to hospitals, restaurants and the hospitality industry.

The pretreatment system has a series of three points, each with an associated monitoring probe and injection pump, where the pH of the wastestream is monitored. The three monitoring points have different set points. The monitoring points are designated M1, M2 and M3 with corresponding set points approximately 10.0-SU, 9.7-SU and 9-SU. They are arranged where M1 with set point 10.0-SU is furthest from the discharge point and M3 with set point 9-SU is closest to the discharge point.

First Quarter

Second Quarter

Third Quarter

Fourth Quarter

To be published for this year in newspaper for Significant Non-Compliance? ____ Yes X No

Penalties this reporting Year: Assessed **$ 0.00** Collected **$ 0.00**

For the year Ending December 31, 2013

CITY OF PHOENIX
SIGNIFICANT INDUSTRIAL USER COMPLIANCE STATUS REPORT

NAME: APS West Phoenix Power Plant			REPORT PERIOD: 01/01/2013 through 12/31/2013
SERVICE ADDRESS: 4606 West Hadley Street		MAILING ADDRESS: P.O. Box 53900 MS 4120 Phoenix Arizona 85072-3933	
CATEGORICAL USER? Yes	40 CFR 423.16	LIMITS APPENDIX: B	BMR SUBMITTED: 01/03/2008
TTO CERTIFICATION DATE SUBMITTED: N/A		PERMIT EFFECTIVE: 04/01/2012	PERMIT EXPIRES: 03/31/2014
SAMPLING LOCATION VERIFIED ON: 04/08/2013		RCRA NOTICE: 04/07/2009	
SLUG CONTROL PLAN EVALUATION DATE: 04/08/2013			

	1st Quarter (Jan 1 - Mar 31)	2nd Quarter (Apr 1 - Jun 30)	3rd Quarter (Jul 1 - Sep 30)	4th Quarter (Oct 1 - Dec 31)
Number of Inspections	0	1	0	0
Number of City Sampling Days	5	2	3	0
Number of IU Sampling Days	3	3	3	3
Number of Parameter Violations	0	0	0	0
Number of Inspection Violations	0	0	0	0
Number of Reporting Violations	0	0	0	0
Number of Permit Cond. Violations	0	0	0	0
Compliance Status	C	C	C	C
Evaluated as of:	04/16/2013	07/28/2013	10/25/2013	01/17/2014

COMPLIANCE CODES: C = Compliance I = Inconsistent Compliance S = Significant Noncompliance
If company is in I or S, then the following table applies:

Quarter	Type of Violation	Date of Violation	Sample Composite or Grab	Limit Federal or City	Monitoring City or IU	Parameter	Value / Limit	Number of Measurements per Quarter

	1st Quarter (Jan 1 – Mar 31)	2nd Quarter (Apr 1 - Jun 30)	3rd Quarter (Jul 1 – Sep 30)	4th Quarter (Oct 1 - Dec 31)
Enforcement Status	N	N	N	N

Enforcement Status Codes

A - Notice of Violation (NOV)
B - Administrative Order (AO)
C - Civil Action Filed
D - Criminal Action Filed
E - Pretreatment Settlement Agreement (PSA)
F - Assessment of Monetary Penalties
G - Restriction of Flow
H - Permit Revocation
I - Compliance Schedule Issued
J - Disconnection from Sewer
K - Published in Newspaper for Significant Non-Compliance (SNC) In Prior Reporting Year
L - Temporary Increase in IU Self Monitoring (TISM)
N– No Enforcement Action

For the year Ending December 31, 2013

ENFORCEMENT SUMMARY AND COMMENTS

Company Name: APS West Phoenix Power Plant

Process Flow: 103,759 (GPD) Average

General Information and type of wastewater treatment
APS-West Phoenix Power Plant operates a natural gas-fueled steam electric power plant which is considered a peaking facility based on system demand for electricity. Discharge to City of Phoenix Sanitary Sewer is limited to the blowdown from cooling towers 1-2-3 and 4. There is no pretreatment of cooling tower blowdown wastewater prior to discharge; however, there is water treatment including pH neutralization of the cooling tower basin water as it circulates.
First Quarter
Second Quarter
Third Quarter
Fourth Quarter

To be published for this year in newspaper for Significant Non-Compliance? ____ Yes X No

Penalties this reporting Year: Assessed **$ 0.00** Collected **$ 0.00**

For the year Ending December 31, 2013

CITY OF PHOENIX
SIGNIFICANT INDUSTRIAL USER COMPLIANCE STATUS REPORT

NAME: Aramark Uniform and Career Apparel, Inc.			REPORT PERIOD: 01/01/2013 through 12/31/2013
SERVICE ADDRESS: 3836 West Buckeye Road, Bldg. F		MAILING ADDRESS: 3836 West Buckeye Road, Bldg. F Phoenix Arizona 85009	
CATEGORICAL USER? No	40 CFR Local Limits	LIMITS APPENDIX: A	BMR SUBMITTED: 02/28/1990
TTO CERTIFICATION DATE SUBMITTED: N/A		PERMIT EFFECTIVE: 10/01/2011	PERMIT EXPIRES: 09/30/2016
SAMPLING LOCATION VERIFIED ON: 09/24/2013		RCRA NOTICE: 02/28/1990	
SLUG CONTROL PLAN EVALUATION DATE: 09/24/2013			

	1st Quarter (Jan 1 - Mar 31)	2nd Quarter (Apr 1 - Jun 30)	3rd Quarter (Jul 1 - Sep 30)	4th Quarter (Oct 1 - Dec 31)
Number of Inspections	0	0	1	0
Number of City Sampling Days	3	4	0	3
Number of IU Sampling Days	3	3	3	3
Number of Parameter Violations	0	0	0	0
Number of Inspection Violations	0	0	0	0
Number of Reporting Violations	0	0	0	0
Number of Permit Cond. Violations	0	0	0	0
Compliance Status	C	C	C	C
Evaluated as of:	04/30/2013	08/14/2013	01/07/2014	04/04/2014

COMPLIANCE CODES: C = Compliance I = Inconsistent Compliance S = Significant Noncompliance
If company is in I or S, then the following table applies:

Quarter	Type of Violation	Date of Violation	Sample Composite or Grab	Limit Federal or City	Monitoring City or IU	Parameter	Value / Limit	Number of Measurements per Quarter

	1st Quarter (Jan 1 – Mar 31)	2nd Quarter (Apr 1 - Jun 30)	3rd Quarter (Jul 1 – Sep 30)	4th Quarter (Oct 1 - Dec 31)
Enforcement Status	N	N	N	N

Enforcement Status Codes

A - Notice of Violation (NOV)
B - Administrative Order (AO)
C - Civil Action Filed
D - Criminal Action Filed
E - Pretreatment Settlement Agreement(PSA)
F - Assessment of Monetary Penalties
G - Restriction of Flow
H - Permit Revocation
I - Compliance Schedule Issued
J - Disconnection from Sewer
K - Published in Newspaper for Significant Non-Compliance (SNC) In Prior Reporting Year
L - Temporary Increase in IU Self Monitoring (TISM)
N– No Enforcement Action

For the Year Ending December 31, 2013

ENFORCEMENT SUMMARY AND COMMENTS

Company Name: Aramark Uniform and Career Apparel, Inc.

Process Flow: 45,828 GPD (Average)

General Information and type of wastewater treatment
This is a large industrial laundry. Wastewater treatment consists of pH neutralization and diffused air flotation.
First Quarter
Second Quarter
Third Quarter
Fourth Quarter

To be published for this year in newspaper for Significant Non-Compliance? ____ Yes __X__ No

Penalties this reporting Year: Assessed **$ 0.00** Collected **$ 0.00**

For the Year Ending December 31, 2013

CITY OF PHOENIX
SIGNIFICANT INDUSTRIAL USER COMPLIANCE STATUS REPORT

NAME: Arizona Foods Group, Inc.		REPORT PERIOD:	01/01/2013 through 12/31/2013
SERVICE ADDRESS: 2517 East Chambers Street		MAILING ADDRESS:	2517 East Chambers Street Phoenix Arizona 85040
CATEGORICAL USER? No	40 CFR Local Limits	LIMITS APPENDIX: A	BMR SUBMITTED: N/A
TTO CERTIFICATION DATE SUBMITTED: N/A		PERMIT EFFECTIVE: 05/01/2013	PERMIT EXPIRES: 09/30/2016
SAMPLING LOCATION VERIFIED ON: 08/02/2013		RCRA NOTICE: 02/07/2014	
SLUG CONTROL PLAN EVALUATION DATE: 08/02/2013			

	1st Quarter (Jan 1 - Mar 31)	2nd Quarter (Apr 1 - Jun 30)	3rd Quarter (Jul 1 - Sep 30)	4th Quarter (Oct 1 - Dec 31)
Number of Inspections	0	0	1	0
Number of City Sampling Days	2	2	5	0
Number of IU Sampling Days	2	1	1	0
Number of Parameter Violations	0	0	1	0
Number of Inspection Violations	0	0	0	0
Number of Reporting Violations	2	0	0	0
Number of Permit Cond. Violations	1	0	0	1
Compliance Status	I	C	I	I
Evaluated as of:	04/26/2013	07/28/2013	10/28/2013	01/28/2014

COMPLIANCE CODES: C = Compliance I = Inconsistent Compliance S = Significant Noncompliance
If company is in I or S, then the following table applies:

Quarter	Type of Violation	Date of Violation	Sample Composite or Grab	Limit Federal or City	Monitoring City or IU	Parameter	Value / Limit	Number of Measurements per Quarter
1st	Reporting	02/29/2013	N/A	N/A	N/A	Late SMR-15 days late		
1st	Reporting	03/04/2013	N/A	N/A	N/A	Late NOV response-12 days late		
1st	Reporting	03/11/2013	N/A	N/A	N/A	Late 30 day resample report-5 days late		
3rd	Instantaneous	08/01/2013	Grab	City	Monitoring City	pH	11.5/10.5 S.U	12
4th	Permit Condition	12/31/2013	N/A	N/A	N/A	Failure to sample		

	1st Quarter (Jan 1 – Mar 31)	2nd Quarter (Apr 1 - Jun 30)	3rd Quarter (Jul 1 – Sep 30)	4th Quarter (Oct 1 - Dec 31)
Enforcement Status	A (4)	N	A, L	N

Enforcement Status Codes

A - Notice of Violation (NOV)
B - Administrative Order (AO)
C - Civil Action Filed
D - Criminal Action Filed
E - Pretreatment Settlement Agreement (PSA)
F - Assessment of Monetary Penalties
G - Restriction of Flow
H - Permit Revocation
I - Compliance Schedule Issued
J - Disconnection from Sewer
K - Published in Newspaper for Significant Non-Compliance (SNC) In Prior Reporting Year
L - Temporary Increase in IU Self Monitoring (TISM)
N– No Enforcement Action

ENFORCEMENT SUMMARY AND COMMENTS

Company Name: Arizona Foods Group, Inc.

Process Flow: 36,625 (GPD) Average

General Information and type of wastewater treatment

This facility is a dairy and non-dairy manufacturer of half and half, smoothie mixes, frozen yogurt, non-dairy toppings and dessert mixes. Sodium Hydroxide or Sulfuric Acid is used to neutralize the process wastes that are pumped into the pH neutralization tank before the waste is discharged to the flume. There is a 3 stage 1800 gallon oil/grease interceptor installed upstream of the compliance sampling point 5325.02.

First Quarter

On 02/14/2013, an NOV was issued for failure to sample for BOD and TSS during the month of December 2012; self -monitoring. All requirements of the NOV were met.

On 03/18/2013, an NOV was issued for submitting a late self-monitoring report which was due on 02/28/2013. The SMR was received on 03/15/2013; 15 days late. All requirements of the NOV were met.

On 03/19/2013, an NOV was issued for failure to submit 30 day re-sample report for BOD and TSS which was due on 03/10/2013. The report was received on 03/15/2013; 5 days late. All requirements of the NOV were met.

On 03/20/2013, an NOV was issued for submitting a late self-monitoring report which was due on 03/03/2013. The report was received on 03/15/2013; 12 days late. All requirements of the NOV were met.

Second Quarter

This facility has been reclassified and is now permitted with a Class A Permit. The Class A Wastewater Discharge Permit became effective on 05/01/2013.

Third Quarter

On 08/01/213 the City became aware of a daily pH exceedance. An NOV and TISM were issued on 08/02/2013. The IU met all requirements.

Fourth Quarter

On 1/28/2014, the city became aware that the facility failed to perform the Quarterly Sampling of BOD and TSS by the end of the fourth quarter of 2013; self -monitoring. A NOV will be issued in the first quarter of 2014.

To be published for this year in newspaper for Significant Non-Compliance? ____ Yes X No

Penalties this reporting Year: Assessed **$ 0.00** Collected **$ 0.00**

CITY OF PHOENIX
SIGNIFICANT INDUSTRIAL USER COMPLIANCE STATUS REPORT

NAME: Arizona Fueling Facilities Corporation			REPORT PERIOD: 01/01/2013 through 12/31/2013
SERVICE ADDRESS: 3400 Sky Harbor Boulevard		MAILING ADDRESS: 4000 East Sky Harbor Boulevard Mail Code CH-FUL Phoenix Arizona 85034	
CATEGORICAL USER? No	40 CFR Local Limits	LIMITS APPENDIX: A	BMR SUBMITTED: 03/01/2001
TTO CERTIFICATION DATE SUBMITTED: NA		PERMIT EFFECTIVE: 04/01/2011	PERMIT EXPIRES: 03/31/2016
SAMPLING LOCATION VERIFIED ON: 09/27/2013		RCRA NOTICE: 05/18/2001	
SLUG CONTROL PLAN EVALUATION DATE: 09/27/2013			

	1st Quarter (Jan 1 - Mar 31)	2nd Quarter (Apr 1 - Jun 30)	3rd Quarter (Jul 1 - Sep 30)	4th Quarter (Oct 1 - Dec 31)
Number of Inspections	0	0	1	0
Number of City Sampling Days	0	0	0	0
Number of IU Sampling Days	0	0	0	0
Number of Parameter Violations	0	0	0	0
Number of Inspection Violations	0	0	0	0
Number of Reporting Violations	0	0	0	0
Number of Permit Cond. Violations	0	0	0	0
Compliance Status	C	C	C	C
Evaluated as of:	04/26/2013	07/26/2013	10/25/2013	01/16/2014

COMPLIANCE CODES: C = Compliance I = Inconsistent Compliance S = Significant Noncompliance
If company is in I or S, then the following table applies:

Quarter	Type of Violation	Date of Violation	Sample Composite or Grab	Limit Federal or City	Monitoring City or IU	Parameter	Value / Limit	Number of Measurements per Quarter

	1st Quarter (Jan 1 – Mar 31)	2nd Quarter (Apr 1 – Jun 30)	3rd Quarter (Jul 1 – Sep 30)	4th Quarter (Oct 1 – Dec 31)
Enforcement Status	N	N	N	N

Enforcement Status Codes

A – Notice of Violation (NOV)
B – Administrative Order (AO)
C – Civil Action Filed

D – Criminal Action Filed
E – Pretreatment Settlement Agreement (PSA)

F – Assessment of Monetary Penalties
G – Restriction of Flow
H – Permit Revocation

I – Compliance Schedule Issued
J – Disconnection from Sewer

K – Published in Newspaper for Significant Non-Compliance (SNC) In Prior Reporting Year
L – Temporary Increase in IU Self Monitoring (TISM)

N– No Enforcement Action

For the Year Ending December 31, 2013

ENFORCEMENT SUMMARY AND COMMENTS

Company Name: Arizona Fueling Facilities Corporation

Process Flow: 0 GPD (Average)

General Information and type of wastewater treatment

Arizona Fueling Facilities Corporation (AFFC) was formed in 1979 to manage the fuel storage and distribution system at Phoenix Sky Harbor International Airport. AFFC currently owns a storage facility and pipeline connected to a tank farm and hydrant system at the airport terminals under a long-term lease agreement with the airport. The permitted AFFC facility consists of two groundwater remediation sites. No manufacturing processes exist and no chemicals are stored on site. The groundwater remediation wells began operations on August 26, 2001 to clean up Jet-A fuel groundwater contamination at the Sky Harbor Airport.

All pumping operations ceased on August 31, 2005 after the pumping had lowered the water table level to such an extent that the gel-like Jet-A fuel, which had been floating on the water, had adhered to the soil above the water. The pipes, which once connected the sites to the sanitary sewer system, were severed and capped. Since August 31, 2005 the remediation activities have been restricted to biological only (bacteria that feeds on the Jet-A fuel) with no discharge to the City sewer. AFFC wishes to maintain the Wastewater Discharge Permit as an option in the event that the water table level rises to such an extent that it reaches the contamination.

The current Wastewater Discharge Permit stipulates that AFFC must notify the City of Phoenix at least 90-days prior to resuming operations that would result in a discharge to the sanitary sewer system. AFFC is required to file a monthly Self Monitoring Report; a zero discharge certification statement each month that no discharge occurs. Since AFFC has not discharged in more than six years, no City or IU sampling has been performed in that time.

First Quarter

Second Quarter

Third Quarter

Fourth Quarter

To be published for this year in newspaper for Significant Non-Compliance? ____ Yes X No

Penalties this reporting Year: Assessed **$ 0.00** Collected **$ 0.00**

For the Year Ending December 31, 2013

CITY OF PHOENIX
SIGNIFICANT INDUSTRIAL USER COMPLIANCE STATUS REPORT

NAME: Arizona Precision Sheet Metal, Inc. APSM Systems			REPORT PERIOD: 01/01/2013 through 12/31/2013
SERVICE ADDRESS: 2140 West Pinnacle Peak Road		MAILING ADDRESS: 2140 West Pinnacle Peak Road Phoenix Arizona 85027	
CATEGORICAL USER? Yes	40 CFR 433.17	LIMITS APPENDIX: E	BMR SUBMITTED: 07/29/1994
TTO CERTIFICATION DATE SUBMITTED: 01/08/2014		PERMIT EFFECTIVE: 01/01/2010	PERMIT EXPIRES: 12/31/2014
SAMPLING LOCATION VERIFIED ON: 07/17/2013		RCRA NOTICE: 09/16/1994	
SLUG CONTROL PLAN EVALUATION DATE: 07/17/2013			

	1st Quarter (Jan 1 - Mar 31)	2nd Quarter (Apr 1 - Jun 30)	3rd Quarter (Jul 1 - Sep 30)	4th Quarter (Oct 1 - Dec 31)
Number of Inspections	0	0	1	0
Number of City Sampling Days	3	0	0	4
Number of IU Sampling Days	3	3	10	3
Number of Parameter Violations	0	2	0	0
Number of Inspection Violations	0	0	0	0
Number of Reporting Violations	0	1	0	0
Number of Permit Cond. Violations	0	0	0	0
Compliance Status	C	I	C	C
Evaluated as of:	04/10/2013	07/10/2013	10/09/2013	01/08/2014

COMPLIANCE CODES: C = Compliance I = Inconsistent Compliance S = Significant Noncompliance
If company is in I or S, then the following table applies:

Quarter	Type of Violation	Date of Violation	Sample Composite or Grab	Limit Federal or City	Monitoring City or IU	Parameter	Value / Limit	Number of Measurements per Quarter
2	Daily Maximum	06/04/2013	Composite	Federal	IU	Zinc	4.61 / 2.61 mg/L	3
2	Monthly Average	06/30/2013	Composite	Federal	IU	Zinc	4.61 / 1.48 mg/L	3
2	Reporting	06/19/2013	N/A	N/A	N/A	Late 24- Hour Notification 21 days late		

	1st Quarter (Jan 1 – Mar 31)	2nd Quarter (Apr 1 - Jun 30)	3rd Quarter (Jul 1 – Sep 30)	4th Quarter (Oct 1 - Dec 31)
Enforcement Status	N	N	A(2), L	N

Enforcement Status Codes

A - Notice of Violation (NOV)
B - Administrative Order (AO)
C - Civil Action Filed
D - Criminal Action Filed
E - Pretreatment Settlement Agreement (PSA)
F - Assessment of Monetary Penalties
G - Restriction of Flow
H - Permit Revocation
I - Compliance Schedule Issued
J - Disconnection from Sewer
K - Published in Newspaper for Significant Non-Compliance (SNC) In Prior Reporting Year
L - Temporary Increase in IU Self Monitoring (TISM)
N– No Enforcement Action

For the Year Ending December 31, 2013

ENFORCEMENT SUMMARY AND COMMENTS

Company Name: Arizona Precision Sheet Metal, Inc. APSM Systems

Process Flow: 2,107 GPD (Average)

General Information and type of wastewater treatment

APSM Systems manufactures sheet metal enclosures for electric panel boxes, electric switchgear, slot machines, and also assembles printed circuit boards. The facility has three process areas; the chromate conversion coating process line (called the ChemLine) is one of the six core metal finishing processes. The other two process lines perform processes which are "ancillary" to the metal finishing category.

The pretreatment system consists of a series of tanks (or stages) wherein chemicals are added to the wastewater to cause precipitation, flocculation, coagulation, clarification, and pH adjustment. The system "batch discharges" via the compliance sampling point (a V-Notch Weir).

First Quarter

Second Quarter

Third Quarter

On 07/09/2013, the City became aware of a single Zinc sample which exceeded both the daily maximum limit and the monthly average limit. The sample was collected on 06/04/2013 during self monitoring. An NOV was issued on 07/18/2013; the NOV required a 30-Day Resample and a Temporary Increase Self Monitoring (TISM). All requirements of the NOV were met.

On 09/24/2013, an NOV was issued for failure to provide a 24-Hour notification of the 06/04/2013 Zinc daily maximum exceedance. Arizona Precision Sheet Metal, Inc. became aware of the exceedance on 06/18/2013 and notified the City on 07/09/2013. All requirements of the NOV were met.

Fourth Quarter

To be published for this year in newspaper for Significant Non-Compliance? ____ Yes X No

Penalties this reporting Year: Assessed **$ 0.00** Collected **$ 0.00**

CITY OF PHOENIX
SIGNIFICANT INDUSTRIAL USER COMPLIANCE STATUS REPORT

NAME: ASM America Inc. University Drive Plant		REPORT PERIOD: 01/01/2013 through 12/31/2013	
SERVICE ADDRESS: 3440 East University Drive		MAILING ADDRESS: 3440 East University Drive Phoenix Arizona 85034	
CATEGORICAL USER? Yes	40 CFR 469.18	LIMITS APPENDIX: F	BMR SUBMITTED: 03/30/2001
TTO CERTIFICATION DATE SUBMITTED: 01/21/2014		PERMIT EFFECTIVE: 05/01/2011	PERMIT EXPIRES: 04/30/2016
SAMPLING LOCATION VERIFIED ON: 11/18/2013		RCRA NOTICE: 07/06/2001	
SLUG CONTROL PLAN EVALUATION DATE: 11/18/2013			

	1st Quarter (Jan 1 - Mar 31)	2nd Quarter (Apr 1 - Jun 30)	3rd Quarter (Jul 1 - Sep 30)	4th Quarter (Oct 1 - Dec 31)
Number of Inspections	0	0	0	1
Number of City Sampling Days	1	3	5	0
Number of IU Sampling Days	1	1	1	1
Number of Parameter Violations	0	0	0	0
Number of Inspection Violations	0	0	0	0
Number of Reporting Violations	0	0	0	0
Number of Permit Cond. Violations	0	0	0	0
Compliance Status	C	C	C	C
Evaluated as of:	04/27/2013	07/25/2013	10/28/2013	01/18/2014

COMPLIANCE CODES: C = Compliance I = Inconsistent Compliance S = Significant Noncompliance
If company is in I or S, then the following table applies:

Quarter	Type of Violation	Date of Violation	Sample Composite or Grab	Limit Federal or City	Monitoring City or IU	Parameter	Value / Limit	Number of Measurements per Quarter

	1st Quarter (Jan 1 – Mar 31)	2nd Quarter (Apr 1 - Jun 30)	3rd Quarter (Jul 1 – Sep 30)	4th Quarter (Oct 1 - Dec 31)
Enforcement Status	N	N	N	N

Enforcement Status Codes

A - Notice of Violation (NOV)
B - Administrative Order (AO)
C - Civil Action Filed
D - Criminal Action Filed
E - Pretreatment Settlement Agreement (PSA)
F - Assessment of Monetary Penalties
G - Restriction of Flow
H - Permit Revocation
I - Compliance Schedule Issued
J - Disconnection from Sewer
K - Published in Newspaper for Significant Non-Compliance (SNC) In Prior Reporting Year
L - Temporary Increase in IU Self Monitoring (TISM)
N– No Enforcement Action

ENFORCEMENT SUMMARY AND COMMENTS

Company Name: ASM America Inc. University Drive Plant

Process Flow: 119,246 GPD (Average)

General Information and type of wastewater treatment

ASM America, Inc. University Drive Plant (ASM) designs and builds machines (tools) used to manufacture semiconductors. ASM receives specifications for a layer of a wafer from a semiconductor manufacturer. ASM in turn designs a recipe for the manufacture of a wafer layer with the desired specifications. The recipe may consist of chemical constituents, temperature, pressure, deposition method and deposition rate. The recipe is tested and altered until the recipe is perfected. ASM "manufactures" semiconductors or rather layers of semiconductors but not finished semiconductor devices for production or sale.

ASM demonstrates the recipes and tools that it develops.

ASM utilizes pH neutralization for the pretreatment process. Regulated process flows are routed to a pH adjust tank (approximately 1,300 gallons). Doses of sodium hydroxide are fed/dispensed to the pH adjust tank from a 375 gallon tank to neutralize the wastewater before discharge to the sewer. The pH Monitoring/Adjust System is configured such that it has a "set point" to trigger a dose of sodium hydroxide to raise the pH of wastewater when needed. The system also has "alert points" that will cause an audible alarm if the pH of wastewater in the tank varies outside of a specified range.

First Quarter

Second Quarter

Third Quarter

Fourth Quarter

To be published for this year in newspaper for Significant Non-Compliance? ____ Yes X No

Penalties this reporting Year: Assessed **$ 0.00** Collected **$ 0.00**

For the Year Ending December 31, 2013

CITY OF PHOENIX
SIGNIFICANT INDUSTRIAL USER COMPLIANCE STATUS REPORT

NAME: Avanti Circuits, Inc.		REPORT PERIOD: 01/01/2013 through 12/31/2013	
SERVICE ADDRESS: 17650 North 25th Avenue, Suite 5		MAILING ADDRESS: 17650 North 25th Avenue, Suite 5 Phoenix Arizona 85023	
CATEGORICAL USER? Yes	40 CFR 433.17	LIMITS APPENDIX: E	BMR SUBMITTED: 10/27/1983
TTO CERTIFICATION DATE SUBMITTED: 01/23/2014		PERMIT EFFECTIVE: 10/01/2009	PERMIT EXPIRES: 09/30/2014
SAMPLING LOCATION VERIFIED ON: 06/14/2013		RCRA NOTICE: 12/28/1990	
SLUG CONTROL PLAN EVALUATION DATE: 06/14/2013			

	1st Quarter (Jan 1 - Mar 31)	2nd Quarter (Apr 1 - Jun 30)	3rd Quarter (Jul 1 - Sep 30)	4th Quarter (Oct 1 - Dec 31)
Number of Inspections	0	1	0	0
Number of City Sampling Days	2	3	1	2
Number of IU Sampling Days	13	19	17	14
Number of Parameter Violations	4	0	0	0
Number of Inspection Violations	0	0	0	0
Number of Reporting Violations	0	0	0	0
Number of Permit Cond. Violations	0	0	0	0
Compliance Status	I	C	C	C
Evaluated as of:	04/24/2013	07/25/2013	10/28/2013	01/22/2014

COMPLIANCE CODES: C = Compliance I = Inconsistent Compliance S = Significant Noncompliance
If company is in I or S, then the following table applies:

Quarter	Type of Violation	Date of Violation	Sample Composite or Grab	Limit Federal or City	Monitoring City or IU	Parameter	Value / Limit	Number of Measurements per Quarter
1st	Daily Limit	02/28/2013	Composite	Federal	City	Silver	0.780/0.43 mg/L	2
1st	Monthly Limit	02/28/2013	Calculated	Federal	City	Silver	0.602/0.24 mg/L	1
1st	Daily Limit	03/13/2013	Composite	Federal	IU	Copper	2.34/1.5 mg/L	4
1st	Monthly Limit	03/31/2013	Calculated	Federal	City	Silver	0.269/0.24 mg/L	1

	1st Quarter (Jan 1 – Mar 31)	2nd Quarter (Apr 1 - Jun 30)	3rd Quarter (Jul 1 – Sep 30)	4th Quarter (Oct 1 - Dec 31)
Enforcement Status	N	A(4), L(3)	E, F	N

Enforcement Status Codes

A - Notice of Violation (NOV)
B - Administrative Order (AO)
C - Civil Action Filed
D - Criminal Action Filed
E- Pretreatment Settlement Agreement (PSA)
F - Assessment of Monetary Penalties
G - Restriction of Flow
H - Permit Revocation
I - Compliance Schedule Issued
J - Disconnection from Sewer
K - Published in Newspaper for Significant Non-Compliance (SNC) In Prior Reporting Year
L - Temporary Increase in IU Self Monitoring (TISM)
N– No Enforcement Action

For the Year Ending December 31, 2013

ENFORCEMENT SUMMARY AND COMMENTS

Company Name: Avanti Circuits, Inc.

Process Flow: 14,739 (GPD) Average

General Information and type of wastewater treatment

The facility manufactures printed circuits boards. Wastewater treatment consists of: stream segregation, ion exchange, metals precipitation, flocculation, and pH neutralization.

First Quarter

Second Quarter

On 04/16/2013 the City became aware of a daily Copper exceedance that occurred on 03/13/2013. An NOV and TISM were issued on 04/26/2013. The IU met all requirements.

On 05/30/2013 the City became aware of a daily Copper exceedance that occurred on 12/18/2012. An NOV and TISM were issued on 06/07/2013. The IU met all requirements.

On 05/30/2013 the City became aware of daily and monthly Silver exceedance for 02/28/ 2013, An NOV and TISM were issued on 06/07/2013. The IU met all requirements.

On 05/30/2013 the City became aware of a monthly Silver exceedance for 03/31/2013. An NOV was issued on 06/07/2013. The IU met all requirements.

On 06/21/2013 a Notice to Show Cause was issued as a result of four parameter violations occurring within a 90 day period.

Third Quarter

On 07/09/2013 a Show Cause Hearing was held to discuss reporting and effluent violations occurring during the enforcement period 05/01/2012 through 04/30/2013. A PSA was reached which included monetary penalties of $12,000, installation of a wastewater polishing filtration system, reroute filter press liquors to batch treatment, develop Copper and Silver alert levels initiating batch treatment, and a requirement that the Process Control Manager attend and complete the six part Water Services Department, Environmental Services Division Industrial Pretreatment Compliance Academy series of courses within two (2) years of the date of the PSA.

Fourth Quarter

To be published for this year in newspaper for Significant Non-Compliance? ___ Yes X No

Penalties this reporting Year: Assessed **$ 12,000.00** Collected **$ 12,000.00**

For the Year Ending December 31, 2013

CITY OF PHOENIX
SIGNIFICANT INDUSTRIAL USER COMPLIANCE STATUS REPORT

NAME: Baker Commodities, Inc. (Elwood)			REPORT PERIOD: 01/01/2013 through 12/31/2013
SERVICE ADDRESS: 3602 West Elwood Street		MAILING ADDRESS: 3602 West Elwood Street Phoenix Arizona 85009	
CATEGORICAL USER? No	40 CFR Local Limits	LIMITS APPENDIX: A	BMR SUBMITTED: 03/20/1998
TTO CERTIFICATION DATE SUBMITTED: N/A		PERMIT EFFECTIVE: 01/01/2013	PERMIT EXPIRES: 12/31/2017
SAMPLING LOCATION VERIFIED ON: 11/20/2013		RCRA NOTICE: 03/20/1998	
SLUG CONTROL PLAN EVALUATION DATE: 11/20/2013			

	1st Quarter (Jan 1 - Mar 31)	2nd Quarter (Apr 1 - Jun 30)	3rd Quarter (Jul 1 - Sep 30)	4th Quarter (Oct 1 - Dec 31)
Number of Inspections	0	0	0	1
Number of City Sampling Days	3	3	0	2
Number of IU Sampling Days	1	1	1	1
Number of Parameter Violations	0	0	0	0
Number of Inspection Violations	0	0	0	0
Number of Reporting Violations	0	0	0	0
Number of Permit Cond. Violations	0	0	0	0
Compliance Status	C	C	C	C
Evaluated as of:	04/26/2013	07/24/2013	10/24/2013	01/27/2014

COMPLIANCE CODES: C = Compliance I = Inconsistent Compliance S = Significant Noncompliance
If company is in I or S, then the following table applies:

Quarter	Type of Violation	Date of Violation	Sample Composite or Grab	Limit Federal or City	Monitoring City or IU	Parameter	Value / Limit	Number of Measurements per Quarter

	1st Quarter (Jan 1 – Mar 31)	2nd Quarter (Apr 1 - Jun 30)	3rd Quarter (Jul 1 – Sep 30)	4th Quarter (Oct 1 - Dec 31)
Enforcement Status	N	N	N	N

Enforcement Status Codes

A - Notice of Violation (NOV)
B - Administrative Order (AO)
C - Civil Action Filed
D - Criminal Action Filed
E -Pretreatment Settlement Agreement (PSA)
F - Assessment of Monetary Penalties
G - Restriction of Flow
H - Permit Revocation
I - Compliance Schedule Issued
J - Disconnection from Sewer
K - Published in Newspaper for Significant Non-Compliance (SNC) In Prior Reporting Year
L - Temporary Increase in IU Self Monitoring (TISM)
N– No Enforcement Action

For the Year Ending December 31, 2013

ENFORCEMENT SUMMARY AND COMMENTS

Company Name: Baker Commodities, Inc.

Process Flow: 81,352 (GPD) Average

General Information and type of wastewater treatment
The facility separates animal fat and grease from water for reuse in animal feed. The wastewater treatment consists of stream segregation, emulsion breaking, pH neutralization, physical separation, and sedimentation.
First Quarter
Second Quarter
Third Quarter
Fourth Quarter

To be published for this year in newspaper for Significant Non-Compliance? ____ Yes __X__ No

Penalties this reporting Year: Assessed **$ 0.00** Collected **$ 0.00**

For the Year Ending December 31, 2013

CITY OF PHOENIX
SIGNIFICANT INDUSTRIAL USER COMPLIANCE STATUS REPORT

NAME: Banner Estrella Medical Center			REPORT PERIOD: 01/01/2012 through 12/31/2012
SERVICE ADDRESS: 9201 West Thomas Road		MAILING ADDRESS: 9201 West Thomas Road Phoenix Arizona 85035	
CATEGORICAL USER? No	40 CFR Local Limits	LIMITS APPENDIX: A	BMR SUBMITTED: 07/02/2004
TTO CERTIFICATION DATE SUBMITTED: N/A		PERMIT EFFECTIVE: 01/01/2010	PERMIT EXPIRES: 12/31/2014
SAMPLING LOCATION VERIFIED ON: 11/06/2013		RCRA NOTICE: 01/05/2005	
SLUG CONTROL PLAN EVALUATION DATE: 11/06/2013			

	1st Quarter (Jan 1 - Mar 31)	2nd Quarter (Apr 1 - Jun 30)	3rd Quarter (Jul 1 - Sep 30)	4th Quarter (Oct 1 - Dec 31)
Number of Inspections	0	0	0	1
Number of City Sampling Days	3	0	0	3
Number of IU Sampling Days	3	3	3	3
Number of Parameter Violations	0	0	0	0
Number of Inspection Violations	0	0	0	0
Number of Reporting Violations	0	0	0	0
Number of Permit Cond. Violations	0	0	0	0
Compliance Status	C	C	C	C
Evaluated as of:	05/01/2013	08/13/2013	101/07/2014	02/03/2014

COMPLIANCE CODES: C = Compliance I = Inconsistent Compliance S = Significant Noncompliance
If company is in I or S, then the following table applies:

Quarter	Type of Violation	Date of Violation	Sample Composite or Grab	Limit Federal or City	Monitoring City or IU	Parameter	Value / Limit	Number of Measurements per Quarter

	1st Quarter (Jan 1 – Mar 31)	2nd Quarter (Apr 1 - Jun 30)	3rd Quarter (Jul 1 – Sep 30)	4th Quarter (Oct 1 - Dec 31)
Enforcement Status	N	N	N	N

Enforcement Status Codes

A - Notice of Violation (NOV)
B - Administrative Order (AO)
C - Civil Action Filed
D - Criminal Action Filed
E - Pretreatment Settlement Agreement(PSA)
F - Assessment of Monetary Penalties
G - Restriction of Flow
H - Permit Revocation
I - Compliance Schedule Issued
J - Disconnection from Sewer
K - Published in Newspaper for Significant Non-Compliance (SNC) In Prior Reporting Year
L - Temporary Increase in IU Self Monitoring (TISM)
N– No Enforcement Action

For the Year Ending December 31, 2013

ENFORCEMENT SUMMARY AND COMMENTS

Company Name: Banner Estrella Medical Center

Process Flow: 59,054 GPD (Average)

General Information and type of wastewater treatment

This facility conducts normal hospital operations. Wastewater treatment consists of stream segregation and physical separation.

First Quarter

Second Quarter

Third Quarter

Fourth Quarter

To be published for this year in newspaper for Significant Non-Compliance? ____ Yes __X__ No

Penalties this reporting Year: Assessed **$ 0.00** Collected **$ 0.00**

For the Year Ending December 31, 2013

CITY OF PHOENIX
SIGNIFICANT INDUSTRIAL USER COMPLIANCE STATUS REPORT

NAME: Banner Good Samaritan Medical Center		REPORT PERIOD: 01/01/2013 through 12/31/2013	
SERVICE ADDRESS: 1111 East McDowell Road		MAILING ADDRESS: 1021 East Willetta Street Phoenix Arizona 85006	
CATEGORICAL USER? No	40 CFR Local Limits	LIMITS APPENDIX: A	BMR SUBMITTED: 12/28/1990
TTO CERTIFICATION DATE SUBMITTED: N/A		PERMIT EFFECTIVE: 07/01/2009	PERMIT EXPIRES: 06/30/2014
SAMPLING LOCATION VERIFIED ON: 11/19/2013		RCRA NOTICE: 12/28/1990	
SLUG CONTROL PLAN EVALUATION DATE: 11/19/2013			

	1st Quarter (Jan 1 - Mar 31)	2nd Quarter (Apr 1 - Jun 30)	3rd Quarter (Jul 1 - Sep 30)	4th Quarter (Oct 1 - Dec 31)
Number of Inspections	0	0	0	1
Number of City Sampling Days	3	0	0	2
Number of IU Sampling Days	3	3	3	3
Number of Parameter Violations	0	0	0	0
Number of Inspection Violations	0	0	0	0
Number of Reporting Violations	0	0	0	0
Number of Permit Cond. Violations	0	0	0	0
Compliance Status	C	C	C	C
Evaluated as of:	04/27/2013	07/25/2013	10/25/2013	01/21/2014

COMPLIANCE CODES: C = Compliance I = Inconsistent Compliance S = Significant Noncompliance
If company is in I or S, then the following table applies:

Quarter	Type of Violation	Date of Violation	Sample Composite or Grab	Limit Federal or City	Monitoring City or IU	Parameter	Value / Limit	Number of Measurements per Quarter

	1st Quarter (Jan 1 – Mar 31)	2nd Quarter (Apr 1 - Jun 30)	3rd Quarter (Jul 1 – Sep 30)	4th Quarter (Oct 1 - Dec 31)
Enforcement Status	N	N	N	N

Enforcement Status Codes

A - Notice of Violation (NOV)
B - Administrative Order (AO)
C - Civil Action Filed
D - Criminal Action Filed
E Pretreatment Settlement Agreement (PSA)
F - Assessment of Monetary Penalties
G - Restriction of Flow
H - Permit Revocation
I - Compliance Schedule Issued
J - Disconnection from Sewer
K - Published in Newspaper for Significant Non-Compliance (SNC) In Prior Reporting Year
L - Temporary Increase in IU Self Monitoring (TISM)
N– No Enforcement Action

For the Year Ending December 31, 2013

ENFORCEMENT SUMMARY AND COMMENTS

Company Name: Banner Good Samaritan Medical Center

Process Flow: 207,021 GPD (Average)

General Information and type of wastewater treatment

Banner Good Samaritan Medical Center (Banner) is a Level One trauma hospital that provides emergency services and advanced heart and cardiovascular care. Services include: the Cavanagh Heart Center, Stroke Center and the Transplant Services Team. Banner is known for its success in handling high-risk obstetrics.

Banner is a teaching hospital.

The wastewater treatment consists of wastestream segregation and physical separation.

First Quarter

Second Quarter

Third Quarter

Fourth Quarter

To be published for this year in newspaper for Significant Non-Compliance? ____ Yes X No

Penalties this reporting Year: Assessed $ 0.00 Collected $ 0.00

For the Year Ending December 31, 2013

CITY OF PHOENIX
SIGNIFICANT INDUSTRIAL USER COMPLIANCE STATUS REPORT

NAME: Barrel O' Fun Snack Foods Southwest, Inc.			REPORT PERIOD: 01/01/2013 through 12/31/2013
SERVICE ADDRESS: 7330 West Sherman Street		MAILING ADDRESS: 7330 West Sherman Phoenix Arizona 85043	
CATEGORICAL USER? No	40 CFR Local Limits	LIMITS APPENDIX: A	BMR SUBMITTED: 11/06/2009
TTO CERTIFICATION DATE SUBMITTED: N/A		PERMIT EFFECTIVE: 12/01/2009	PERMIT EXPIRES: 09/30/2014
SAMPLING LOCATION VERIFIED ON: 05/03/2013		RCRA NOTICE: 12/01/2009	
SLUG CONTROL PLAN EVALUATION DATE: 05/03/2013			

	1st Quarter (Jan 1 - Mar 31)	2nd Quarter (Apr 1 - Jun 30)	3rd Quarter (Jul 1 - Sep 30)	4th Quarter (Oct 1 - Dec 31)
Number of Inspections	0	1	0	0
Number of City Sampling Days	4	4	3	3
Number of IU Sampling Days	1	1	2	1
Number of Parameter Violations	0	0	0	0
Number of Inspection Violations	0	0	0	0
Number of Reporting Violations	0	0	0	0
Number of Permit Cond. Violations	0	0	0	0
Compliance Status	C	C	C	C
Evaluated as of:	04/12/2013	07/16/2013	10/09/2013	01/07/2014

COMPLIANCE CODES: C = Compliance I = Inconsistent Compliance S = Significant Noncompliance
If company is in I or S, then the following table applies:

Quarter	Type of Violation	Date of Violation	Sample Composite or Grab	Limit Federal or City	Monitoring City or IU	Parameter	Value / Limit	Number of Measurements per Quarter

	1st Quarter (Jan 1 – Mar 31)	2nd Quarter (Apr 1 - Jun 30)	3rd Quarter (Jul 1 – Sep 30)	4th Quarter (Oct 1 - Dec 31)
Enforcement Status	N	N	N	N

Enforcement Status Codes

A - Notice of Violation (NOV)
B - Administrative Order (AO)
C - Civil Action Filed
D - Criminal Action Filed
E - Pretreatment Settlement Agreement (PSA)
F - Assessment of Monetary Penalties
G - Restriction of Flow
H - Permit Revocation
I - Compliance Schedule Issued
J - Disconnection from Sewer
K - Published in Newspaper for Significant Non-Compliance (SNC) In Prior Reporting Year
L - Temporary Increase in IU Self Monitoring (TISM)
N– No Enforcement Action

For the Year Ending December 31, 2013

ENFORCEMENT SUMMARY AND COMMENTS

Company Name: Barrel O' Fun Snack Foods Southwest, Inc.

Process Flow: 150,600 (GPD) Average

General Information and type of wastewater treatment

This facility manufactures potato chips, kettle corn, popcorn, carmel corn, kettle corn, and cheese puff snacks.

The wastewater treatment consists of equalization, pH adjustment, coagulation, flotation, physical separation, and solids dewatering.

First Quarter

Second Quarter

Third Quarter

Fourth Quarter

To be published for this year in newspaper for Significant Non-Compliance? ____ Yes X No

Penalties this reporting Year: Assessed $ 0.00 Collected $ 0.00

For the Year Ending December 31, 2013

CITY OF PHOENIX
SIGNIFICANT INDUSTRIAL USER COMPLIANCE STATUS REPORT

NAME: BioTech Research Labs, Inc.			REPORT PERIOD: 01/01/2013 through 12/31/2013
SERVICE ADDRESS: 3809 East Watkins Street		MAILING ADDRESS: 3809 East Watkins Street Phoenix Arizona 85034	
CATEGORICAL USER? Yes	40 CFR 439.47	LIMITS APPENDIX: M	BMR SUBMITTED: 04/14/2011
TTO CERTIFICATION DATE SUBMITTED: N/A		PERMIT EFFECTIVE: 01/01/2012	PERMIT EXPIRES: 12/31/2016
SAMPLING LOCATION VERIFIED ON: 03/01/2013		RCRA NOTICE: 01/03/2012	
SLUG CONTROL PLAN EVALUATION DATE: 03/01/2013			

	1st Quarter (Jan 1 - Mar 31)	2nd Quarter (Apr 1 - Jun 30)	3rd Quarter (Jul 1 - Sep 30)	4th Quarter (Oct 1 - Dec 31)
Number of Inspections	1	1	0	0
Number of City Sampling Days	3	0	0	5
Number of IU Sampling Days	1	1	1	1
Number of Parameter Violations	4	5	1	1
Number of Inspection Violations	0	0	0	0
Number of Reporting Violations	1	0	0	0
Number of Permit Cond. Violations	0	0	0	0
Compliance Status	I	I	I	I
Evaluated as of:	04/26/2013	07/24/2013	10/25/2013	01/27/2014

COMPLIANCE CODES: C = Compliance I = Inconsistent Compliance S = Significant Noncompliance
If company is in I or S, then the following table applies:

Quarter	Type of Violation	Date of Violation	Sample Composite or Grab	Limit Federal or City	Monitoring City or IU	Parameter	Value / Limit	Number of Measurements per Quarter
1st	Instantaneous	01/14/2013	Grab	City	IU	pH	4.78/5.0 SU	Continuous
1st	Reporting	01/15/2013	N/A	N/A	N/A	24 Hour Notification-9 days late		
1st	Effluent	01/23/2013	Composite	City	IU	Zinc	3.6/3.5 mg/L	8
1st	Instantaneous	03/12/2013	Grab	City	IU	pH	11.3/10.5 SU	Continuous
1st	Instantaneous	03/18/2013	Grab	City	IU	pH	11.2/10.5 SU	Continuous
2nd	Instantaneous	04/09/2013	Grab	City	IU	pH	2.78/5.0 SU	Continuous
2nd	Instantaneous	05/15/2013	Grab	City	IU	pH	4.72/5.0 SU	Continuous
2nd	Instantaneous	06/07/2013	Grab	City	IU	pH	4.88/5.0 SU	Continuous
2nd	Instantaneous	06/17/2013	Grab	City	IU	pH	10.87/10.5 SU	Continuous
2nd	Instantaneous	06/28/2013	Grab	City	IU	pH	11.04/10.5 SU	Continuous
3rd	Effluent	07/03/2013	Composite	City	IU	Zinc	3.9/3.5 mg/L	6
4th	Instantaneous	12/2/2013	Grab	City	IU	pH	4.2/5.0 SU	Continuous

	1st Quarter (Jan 1 – Mar 31)	2nd Quarter (Apr 1 - Jun 30)	3rd Quarter (Jul 1 – Sep 30)	4th Quarter (Oct 1 - Dec 31)
Enforcement Status	A (5)	A (4)	A (2), F, E	A (1)

Enforcement Status Codes

A - Notice of Violation (NOV)
B - Administrative Order (AO)
C - Civil Action Filed
D - Criminal Action Filed
E - Pretreatment Settlement Agreement (PSA)
F - Assessment of Monetary Penalties
G - Restriction of Flow
H - Permit Revocation
I - Compliance Schedule Issued
J - Disconnection from Sewer
K - Published in Newspaper for Significant Non-Compliance (SNC) In Prior Reporting Year
L - Temporary Increase in IU Self Monitoring (TISM)
N– No Enforcement Action

For the Year Ending December 31, 2013

ENFORCEMENT SUMMARY AND COMMENTS

Company Name: BioTech Research Labs, Inc.

Process Flow: 29,038 (GPD) Average

General Information and type of wastewater treatment

This facility mixes, compounds, and formulates shampoos, hand creams, and face washes. The wastewater treatment consists of pH neutralization and settling through a 3000 gallon interceptor.

First Quarter

On 01/14/2013, the City became aware of a daily pH exceedance ranging from 4.78-4.93 SU that lasted for 35 minutes as well as a reporting violation of the 24-Hour notification requirement for the pH exceedances. Notification was due 01/15/2013, received 01/24/2013, 9 days late. An NOV was issued on 01/30/2013. All requirements of the NOV were met.

On 01/23/2013, the City became aware of a zinc exceedance of 3.6 mg/L. An NOV was issued on 02/11/2013. All requirements of the NOV were met.

On 03/12/2013, the City became aware of a daily pH exceedance ranging from 10.6-11.3 SU that lasted for 70 minutes. An NOV was issued on 03/14/2013. All requirements of the NOV were met.

On 03/18/2013, the City became aware of a daily pH exceedance ranging from 10.6-11.2 SU that lasted for 74 minutes. An NOV was issued on 03/21/2013. All requirements of the NOV were met.

Second Quarter

On 04/09/2013, the City became aware of a daily pH exceedance ranging from 2.78-4.87 SU that lasted for 128 minutes. An NOV was issued on 05/07/2013. All requirements of the NOV were met.

On 05/15/2013, the City became aware of a daily pH exceedance ranging from 4.72-4.88 SU that lasted for 44 minutes. An NOV was issued on 05/17/2013. All requirements of the NOV were met.

On 06/07/2013, the City became aware of a daily pH exceedance ranging from 4.88-4.93 SU that lasted for 8 minutes. An NOV was issued on 06/18/2013. All requirements of the NOV were met.

On 06/17/2013, the City became aware of a daily pH exceedance ranging from 10.61-10.87 SU that lasted for 36 minutes. An NOV was issued on 06/21/2013. All requirements of the NOV were met.

On 06/28/2013, the City became aware of a daily pH exceedance ranging from 10.56-11.04 SU that lasted for 111 minutes. An NOV was issued on 07/02/2013. All requirements of the NOV were met.

Third Quarter

On 07/03/2013, the City became aware of a zinc exceedance of 3.9 mg/L. An NOV was issued on 08/08/2013. All requirements of the NOV were met.

On 07/09/2013 a Notice to Show Cause was issued as a result of 13 violations occurring within an 11 month period. On 07/30/2013 a Show Cause Hearing was held to discuss violations occurring during the enforcement period 08/01/2012 through 06/30/2013. A PSA was reached which included monetary penalties of $9,009 and a compliance schedule.

Fourth Quarter

On 12/02/2013, the City became aware of a daily pH exceedance ranging from 4.2-4.9 SU that lasted for 137 minutes. An NOV was issued on 12/20/2013. All requirements of the NOV were met.

To be published for this year in newspaper for Significant Non-Compliance? ____ Yes X No

Penalties this reporting Year: Assessed **$ 9,009.00** Collected **$ 9,009.00**

For the Year Ending December 31, 2013

CITY OF PHOENIX
SIGNIFICANT INDUSTRIAL USER COMPLIANCE STATUS REPORT

NAME: Bottling Group, LLC (PepsiCo)		REPORT PERIOD: 01/01/2013 through 12/31/2013	
SERVICE ADDRESS: 4242 East Raymond Street		MAILING ADDRESS: 4242 East Raymond Street Phoenix Arizona 85040	
CATEGORICAL USER? No	40 CFR Local Limits	LIMITS APPENDIX: A	BMR SUBMITTED: N/A
TTO CERTIFICATION DATE SUBMITTED: N/A		PERMIT EFFECTIVE: 10/01/2010	PERMIT EXPIRES: 03/31/2014
SAMPLING LOCATION VERIFIED ON: 12/04/2013		RCRA NOTICE: 02/28/1990	
SLUG CONTROL PLAN EVALUATION DATE: 12/04/2013			

	1st Quarter (Jan 1 - Mar 31)	2nd Quarter (Apr 1 - Jun 30)	3rd Quarter (Jul 1 - Sep 30)	4th Quarter (Oct 1 - Dec 31)
Number of Inspections	0	0	0	1
Number of City Sampling Days	5	4	0	3
Number of IU Sampling Days	7	6	6	6
Number of Parameter Violations	0	0	0	0
Number of Inspection Violations	0	0	0	0
Number of Reporting Violations	0	0	0	0
Number of Permit Cond. Violations	0	0	0	0
Compliance Status	C	C	C	C
Evaluated as of:	04/24/2013	07/12/2013	10/18/2013	01/23/2014

COMPLIANCE CODES: C = Compliance I = Inconsistent Compliance S = Significant Noncompliance
If company is in I or S, then the following table applies:

Quarter	Type of Violation	Date of Violation	Sample Composite or Grab	Limit Federal or City	Monitoring City or IU	Parameter	Value / Limit	Number of Measurements per Quarter

	1st Quarter (Jan 1 – Mar 31)	2nd Quarter (Apr 1 - Jun 30)	3rd Quarter (Jul 1 – Sep 30)	4th Quarter (Oct 1 - Dec 31)
Enforcement Status	N	N	N	N

Enforcement Status Codes

A - Notice of Violation (NOV)
B - Administrative Order (AO)
C - Civil Action Filed
D - Criminal Action Filed
E - Pretreatment Settlement Agreement (PSA)
F - Assessment of Monetary Penalties
G - Restriction of Flow
H - Permit Revocation
I - Compliance Schedule Issued
J - Disconnection from Sewer
K - Published in Newspaper for Significant Non-Compliance (SNC) In Prior Reporting Year
L - Temporary Increase in IU Self Monitoring (TISM)
N– No Enforcement Action

ENFORCEMENT SUMMARY AND COMMENTS

Company Name: Bottling Group, LLC (PepsiCo)

Process Flow: 95,874 (GPD) Average

General Information and type of wastewater treatment
The facility manufactures carbonated and non-carbonated soft drinks. Wastewater treatment consists of pH neutralization.
First Quarter
Second Quarter
Third Quarter
Fourth Quarter

To be published for this year in newspaper for Significant Non-Compliance? ___ Yes X No

Penalties this reporting Year: Assessed $ 0.00 Collected $ 0.00

For the Year Ending December 31, 2013

CITY OF PHOENIX
SIGNIFICANT INDUSTRIAL USER COMPLIANCE STATUS REPORT

NAME: Café Valley, Inc.			REPORT PERIOD: 01/01/2013 through 12/31/2013
SERVICE ADDRESS: 7000 West Buckeye Road		MAILING ADDRESS: 7000 West Buckeye Road	
CATEGORICAL USER? No	40 CFR Local Limits	LIMITS APPENDIX: A	BMR SUBMITTED: 02/06/2013
TTO CERTIFICATION DATE SUBMITTED: N/A		PERMIT EFFECTIVE: 03/01/2013	PERMIT EXPIRES: 02/28/2018
SAMPLING LOCATION VERIFIED ON: 12/03/2013		RCRA NOTICE: 02/28/2013	
SLUG CONTROL PLAN EVALUATION DATE: 12/03/2013			

	1st Quarter (Jan 1 - Mar 31)	2nd Quarter (Apr 1 - Jun 30)	3rd Quarter (Jul 1 - Sep 30)	4th Quarter (Oct 1 - Dec 31)
Number of Inspections	0	0	0	1
Number of City Sampling Days	5	0	4	0
Number of IU Sampling Days	1	1	1	1
Number of Parameter Violations	0	5	7	26
Number of Inspection Violations	0	0	0	0
Number of Reporting Violations	0	0	4	10
Number of Permit Cond. Violations	0	0	0	0
Compliance Status	C	I	I	S
Evaluated as of:	04/30/2013	08/06/2013	01/07/2014	02/04/2014

COMPLIANCE CODES: C = Compliance I = Inconsistent Compliance S = Significant Noncompliance
If company is in I or S, then the following table applies:

Quarter	Type of Violation	Date of Violation	Sample Composite or Grab	Limit Federal or City	Monitoring City or IU	Parameter	Value / Limit	Number of Measurements per Quarter
2nd	Instantaneous	04/13/2013	Grab	City	IU	pH	4.71/5.0 SU	91
2nd	Instantaneous	04/22/2013	Grab	City	IU	pH	3.36/5.0 SU	91
2nd	Instantaneous	04/23/2013	Grab	City	IU	pH	3.36/5.0 SU	91
2nd	Instantaneous	06/01/2013	Grab	City	IU	pH	3.54/5.0 SU	91
2nd	Instantaneous	06/03/2013	Grab	City	IU	pH	4.39/5.0 SU	91
3rd	Reporting	07/04/2013	N/A	N/A	N/A	24-Hour Notification 7-Days Late		
3rd	Reporting	07/07/2013	N/A	N/A	N/A	24-Hour Notification 4-Days Late		
3rd	Reporting	07/14/2013	N/A	N/A	N/A	24-Hour Notification 1-Day Late		
3rd	Reporting	07/15/2013	N/A	N/A	N/A	24-Hour Notification 2-Days Late		
3rd	Instantaneous	07/27/2013	Grab	City	IU	pH	4.83/5.0 SU	92
3rd	Instantaneous	07/29/2013	Grab	City	IU	pH	4.75/5.0 SU	92
3rd	Instantaneous	09/08/2013	Grab	City	IU	pH	4.64/5.0 SU	92
3rd	Instantaneous	09/17/2013	Grab	City	IU	pH	4.85/5.0 SU	92
3rd	Instantaneous	09/27/2013	Grab	City	IU	pH	4.75/5.0 SU	92
3rd	Instantaneous	09/29/2013	Grab	City	IU	pH	3.29/5.0 SU	92
3rd	Instantaneous	09/30/2013	Grab	City	IU	pH	4.06/5.0 SU	92
3rd	Reporting	09/30/2013	N/A	N/A	N/A	24-Hour Notification 1-Day Late		
4th	Reporting	10/05/2013	N/A	N/A	N/A	24-Hour Notification 8-Days Late		

Company Name: Café Valley, Inc.

Continued from page 1

Quarter	Type of Violation	Date of Violation	Sample Composite or Grab	Limit Federal or City	Monitoring City or IU	Parameter	Value / Limit	Number of Measurements per Quarter
4th	Reporting	10/05/2013	N/A	N/A	N/A	24-Hour Notification 8-Days Late		
4th	Reporting	10/05/2013	N/A	N/A	N/A	24-Hour Notification 8-Days Late		
4th	Reporting	10/05/2013	N/A	N/A	N/A	24-Hour Notification 8-Days Late		
4th	Reporting	10/06/2013	N/A	N/A	N/A	24-Hour Notification 8-Days Late		
4th	Instantaneous	10/08/2013	Grab	City	IU	pH	4.11/5.0 SU	Continuous
4th	Instantaneous	10/12/2013	Grab	City	IU	pH	4.35/5.0 SU	Continuous
4th	Reporting	10/12/2013	N/A	N/A	N/A	24-Hour Notification 1-Day Late		
4th	Reporting	10/12/2013	N/A	N/A	N/A	24-Hour Notification 1-Day Late		
4th	Instantaneous	10/13/2013	Continuous	City	IU	pH	4.1/5.0 SU	
4th	Instantaneous	10/15/2013	Continuous	City	IU	pH	4.4/5.0 SU	
4th	Instantaneous	10/16/2013	Continuous	City	IU	pH	4.66/5.0 SU	
4th	Instantaneous	10/17/2013	Continuous	City	IU	pH	4.54/5.0 SU	
4th	Instantaneous	10/18/2013	Continuous	City	IU	pH	3.96/5.0 SU	
4th	Instantaneous	10/21/2013	Continuous	City	IU	pH	4.49/5.0 SU	
4th	Instantaneous	10/22/2013	Continuous	City	IU	pH	3.98/5.0 SU	
4th	Instantaneous	10/23/2013	Continuous	City	IU	pH	4.4/5.0 SU	
4th	Instantaneous	10/25/2013	Continuous	City	IU	pH	4.1/5.0 SU	
4th	Instantaneous	10/30/2013	Continuous	City	IU	pH	4.92/5.0 SU	
4th	Instantaneous	11/05/2013	Continuous	City	IU	pH	2.64/5.0 SU	
4th	Instantaneous	11/10/2013	Continuous	City	IU	pH	3.75/5.0 SU	
4th	Instantaneous	11/20/2013	Continuous	City	IU	pH	3.21/5.0 SU	
4th	Instantaneous	11/22/2013	Continuous	City	IU	pH	2.93/5.0 SU	
4th	Instantaneous	11/28/2013	Continuous	City	IU	pH	4.56/5.0 SU	
4th	Instantaneous	12/02/2013	Continuous	City	IU	pH	4.73/5.0 SU	
4th	Instantaneous	12/05/2013	Continuous	City	IU	pH	3.84/5.0 SU	
4th	Instantaneous	12/06/2013	Continuous	City	IU	pH	4.52/5.0 SU	
4th	Instantaneous	12/08/2013	Continuous	City	IU	pH	4.37/5.0 SU	
4th	Instantaneous	12/09/2013	Continuous	City	IU	pH	4.73/5.0 SU	
4th	Instantaneous	12/10/2013	Continuous	City	IU	pH	4.44/5.0 SU	
4th	Reporting	12/10/2013	N/A	N/A	N/A	24-Hour Notification 42-Days Late		
4th	Instantaneous	12/13/2013	Continuous	City	IU	pH	3.45/5.0 SU	
4th	Instantaneous	12/16/2013	Continuous	City	IU	pH	4.25/5.0 SU	
4th	Reporting	12/16/2013	N/A	N/A	N/A	24-Hour Notification 1-Day Late		
4th	Instantaneous	12/17/2013	Continuous	City	IU	pH	4.1/5.0 SU	

	1st Quarter (Jan 1 – Mar 31)	2nd Quarter (Apr 1 - Jun 30)	3rd Quarter (Jul 1 – Sep 30)	4th Quarter (Oct 1 - Dec 31)
Enforcement Status	N	N	A	A(8)

Enforcement Status Codes

A - Notice of Violation (NOV)
B - Administrative Order (AO)
C - Civil Action Filed
D - Criminal Action Filed
E - Pretreatment Settlement Agreement (PSA)
F - Assessment of Monetary Penalties
G - Restriction of Flow
H - Permit Revocation
I - Compliance Schedule Issued
J - Disconnection from Sewer
K - Published in Newspaper for Significant Non-Compliance (SNC) In Prior Reporting Year
L - Temporary Increase in IU Self Monitoring (TISM)
N– No Enforcement Action

For the Year Ending December 31, 2013

ENFORCEMENT SUMMARY AND COMMENTS

Company Name: Café Valley, Inc.

Process Flow: 42,596 (GPD) Average

General Information and type of wastewater treatment

The facility receives raw bulk ingredients and mixes, bakes, packages and delivers bakery products to customers.

First Quarter

This is a newly permitted company. The Permit became effective on 03/01/2013.

Second Quarter

Third Quarter

On 07/19/2013, an NOV was issued for submitting 4 late 24-Hour Notifications that occurred in the month of July. All requirements of the NOV were met.

Fourth Quarter

On 10/18/2013, the IU installed a temporary pH treatment system and submitted plans for a permanent system.
On 12/12/2013, an NOV was issued for 6 effluent violations that occurred in the month of October.
On 12/12/2013, an NOV was issued for 4 effluent violations that occurred in the month of November.
On 12/18/2013, an NOV was issued for 2 effluent violations that occurred in the month of June.
On 12/18/2013, an NOV was issued for 2 effluent violations that occurred in the month of July.
On 12/18/2013, an NOV was issued for 5 effluent violations that occurred in the month of September.
On 12/20/2013, an NOV was issued for 3 effluent violations that occurred in the months of April.
On 12/20/2013, an NOV was issued for submitting 8 late 24-Hour Notifications that occurred in the months of September and October. Requirements of the NOVs are pending.
On 12/10/2013, the IU had an effluent violation that was reported to ESD on 01/22/2014; 42 days after the 24-Hour Notification period. Since the report was more than 30 days late, the IU is determined to be in Significant Non-Compliance for the 4th Quarter of 2013.
During the 1st Quarter of 2014, NOVs were issued for 16 effluent and 2 reporting violations that occurred during the 4th Quarter of 2013 in addition to 18 waivers for high pH.

To be published for this year in newspaper for Significant Non-Compliance? X Yes ___ No

Penalties this reporting Year: Assessed **$ 0.00** Collected **$ 0.00**

For the Year Ending December 31, 2013

CITY OF PHOENIX
SIGNIFICANT INDUSTRIAL USER COMPLIANCE STATUS REPORT

NAME: Carl T. Hayden Medical Center			REPORT PERIOD: 01/01/2013 through 12/31/2013
SERVICE ADDRESS: 650 East Indian School Road		MAILING ADDRESS: 650 East Indian School Road Phoenix Arizona 85012	
CATEGORICAL USER? No	40 CFR Local Limits	LIMITS APPENDIX: A	BMR SUBMITTED: N/A
TTO CERTIFICATION DATE SUBMITTED: N/A		PERMIT EFFECTIVE: 01/01/2012	PERMIT EXPIRES: 12/31/2016
SAMPLING LOCATION VERIFIED ON: 11/19/2013		RCRA NOTICE: 12/28/1990	
SLUG CONTROL PLAN EVALUATION DATE: 11/19/2013			

	1st Quarter (Jan 1 - Mar 31)	2nd Quarter (Apr 1 - Jun 30)	3rd Quarter (Jul 1 - Sep 30)	4th Quarter (Oct 1 - Dec 31)
Number of Inspections	0	0	0	1
Number of City Sampling Days	0	3	0	3
Number of IU Sampling Days	3	3	3	3
Number of Parameter Violations	0	0	1	0
Number of Inspection Violations	0	0	0	0
Number of Reporting Violations	0	0	1	1
Number of Permit Cond. Violations	0	0	0	0
Compliance Status	C	C	I	I
Evaluated as of:	04/30/2013	08/06/2013	10/28/2013	02/03/2014

COMPLIANCE CODES: C = Compliance I = Inconsistent Compliance S = Significant Noncompliance
If company is in I or S, then the following table applies:

Quarter	Type of Violation	Date of Violation	Sample Composite or Grab	Limit Federal or City	Monitoring City or IU	Parameter	Value / Limit	Number of Measurements per Quarter
3rd	Daily	07/05/2013	Composite	City	IU	Copper	1.97 / 1.5 mg/L	5
3rd	Reporting	08/11/2013	N/A	N/A	N/A	Late 24-Hour Notification		
4th	Reporting	10/29/2013	N/A	N/A	N/A	Late TISM		

	1st Quarter (Jan 1 – Mar 31)	2nd Quarter (Apr 1 - Jun 30)	3rd Quarter (Jul 1 – Sep 30)	4th Quarter (Oct 1 - Dec 31)
Enforcement Status	N	N	A(2),L	A

Enforcement Status Codes

A - Notice of Violation (NOV)
B - Administrative Order (AO)
C - Civil Action Filed
D - Criminal Action Filed
E - Pretreatment Settlement Agreement (PSA)
F - Assessment of Monetary Penalties
G - Restriction of Flow
H - Permit Revocation
I - Compliance Schedule Issued
J - Disconnection from Sewer
K - Published in Newspaper for Significant Non-Compliance (SNC) In Prior Reporting Year
L - Temporary Increase in IU Self Monitoring (TISM)
N– No Enforcement Action

For the Year Ending December 31, 2013

ENFORCEMENT SUMMARY AND COMMENTS

Company Name: Carl T. Hayden VA Medical Center

Process Flow: 436,461 GPA (Average)

General Information and type of wastewater treatment

The facility conducts normal hospital operations. The wastewater treatment consists of stream segregation and physical separation.

First Quarter

Second Quarter

Third Quarter

On 08/29/2013, an NOV and TISM were issued for exceedance of the daily maximum limit for a Copper violation that occurred as the result of self-monitoring on 07/05/2013. The City became aware of the violation on 08/21/2013. With the exception of a late TISM result, the requirements of the NOV and TISM were met.

On 8/29/2013, the City issued an NOV for late 24-Hour notification of the Copper violation that occurred on 07/05/2013. The facility was aware of the violation on 08/09/2013 and notified the City on 08/21/2013; 11 days late. All requirements of the NOV were met.

Fourth Quarter

On 11/05/2013, an NOV was issued for submitting a late TISM analysis result which was due on 10/28/2013 and was received on 10/29/2013; 1 day late. All requirements of the NOV were met.

A Show Cause Hearing to address the reporting violations in the 3rd and 4th Quarters is scheduled for the 1st Quarter of 2014.

To be published for this year in newspaper for Significant Non-Compliance? ____ Yes X No

Penalties this reporting Year: Assessed **$ 0.00** Collected **$ 0.00**

For the Year Ending December 31, 2013

CITY OF PHOENIX
SIGNIFICANT INDUSTRIAL USER COMPLIANCE STATUS REPORT

NAME: Celgene Corporation		REPORT PERIOD: 01/01/2013 through 12/31/2013	
SERVICE ADDRESS: 620 North 51st Avenue		MAILING ADDRESS: 620 North 51st Avenue Phoenix Arizona 85043	
CATEGORICAL USER? Yes	40 CFR 439.47	LIMITS APPENDIX: L	BMR SUBMITTED: 07/19/2007
TTO CERTIFICATION DATE SUBMITTED: N/A		PERMIT EFFECTIVE: 10/01/2010	PERMIT EXPIRES: 09/30/2015
SAMPLING LOCATION VERIFIED ON: 12/02/2013		RCRA NOTICE: 07/24/2007	
SLUG CONTROL PLAN EVALUATION DATE: 12/02/2013			

	1st Quarter (Jan 1 - Mar 31)	2nd Quarter (Apr 1 - Jun 30)	3rd Quarter (Jul 1 - Sep 30)	4th Quarter (Oct 1 - Dec 31)
Number of Inspections	0	0	0	1
Number of City Sampling Days	4	4	0	4
Number of IU Sampling Days	1	1	1	1
Number of Parameter Violations	0	0	0	0
Number of Inspection Violations	0	0	0	0
Number of Reporting Violations	0	0	0	0
Number of Permit Cond. Violations	0	0	0	0
Compliance Status	C	C	C	C
Evaluated as of:	04/16/2013	07/18/2013	10/22/2013	01/21/2014

COMPLIANCE CODES: C = Compliance I = Inconsistent Compliance S = Significant Noncompliance
If company is in I or S, then the following table applies:

Quarter	Type of Violation	Date of Violation	Sample Composite or Grab	Limit Federal or City	Monitoring City or IU	Parameter	Value / Limit	Number of Measurements per Quarter

	1st Quarter (Jan 1 – Mar 31)	2nd Quarter (Apr 1 - Jun 30)	3rd Quarter (Jul 1 – Sep 30)	4th Quarter (Oct 1 - Dec 31)
Enforcement Status	N	N	N	N

Enforcement Status Codes

A - Notice of Violation (NOV)
B - Administrative Order (AO)
C - Civil Action Filed
D - Criminal Action Filed
E - Pretreatment Settlement Agreement (PSA)
F - Assessment of Monetary Penalties
G - Restriction of Flow
H - Permit Revocation
I - Compliance Schedule Issued
J - Disconnection from Sewer
K - Published in Newspaper for Significant Non-Compliance (SNC) In Prior Reporting Year
L - Temporary Increase in IU Self Monitoring (TISM)
N– No Enforcement Action

For the Year Ending December 31, 2013

ENFORCEMENT SUMMARY AND COMMENTS

Company Name: Celgene Corporation

Process Flow: 49,064 GPD (Average)

General Information and type of wastewater treatment
Celgene Corporation operations involve the compounding, filling, labeling, packaging, warehousing and shipping of branded and generic sterile pharmaceutical injectables. Celgene Corporation has two process lines and two compliance sampling points; each line has a pH neutralization tank/station prior to the compliance sampling point. Pretreatment consists of waste stream segregation, physical separation and pH adjustment.
First Quarter
Second Quarter
Third Quarter
Fourth Quarter

To be published for this year in newspaper for Significant Non-Compliance? ____ Yes __X__ No

Penalties this reporting Year: Assessed **$ 0.00** Collected **$ 0.00**

For the Year Ending December 31, 2013

CITY OF PHOENIX
SIGNIFICANT INDUSTRIAL USER COMPLIANCE STATUS REPORT

NAME: Certified Inspection Service Company, Inc.		REPORT PERIOD: 01/01/2013 through 12/31/2013	
SERVICE ADDRESS: 21 South 41st Street		MAILING ADDRESS: 21 South 41st Street Phoenix Arizona 85034	
CATEGORICAL USER? Yes	40 CFR 433.17	LIMITS APPENDIX: E	BMR SUBMITTED: 01/12/1988
TTO CERTIFICATION DATE SUBMITTED: 01/07/2014		PERMIT EFFECTIVE: 07/01/2008	PERMIT EXPIRES: 06/30/2013
SAMPLING LOCATION VERIFIED ON: 06/25/2013		RCRA NOTICE: 02/27/1990	
SLUG CONTROL PLAN EVALUATION DATE: 06/11/2013			

	1st Quarter (Jan 1 - Mar 31)	2nd Quarter (Apr 1 - Jun 30)	3rd Quarter (Jul 1 - Sep 30)	4th Quarter (Oct 1 - Dec 31)
Number of Inspections	0	1	0	0
Number of City Sampling Days	3	0	2	0
Number of IU Sampling Days	3	3	3	3
Number of Parameter Violations	0	0	0	0
Number of Inspection Violations	0	0	0	0
Number of Reporting Violations	0	0	0	0
Number of Permit Cond. Violations	0	0	0	0
Compliance Status	C	C	C	C
Evaluated as of:	04/02/2013	07/05/2013	10/03/2013	01/07/2014

COMPLIANCE CODES: C = Compliance I = Inconsistent Compliance S = Significant Noncompliance
If company is in I or S, then the following table applies:

Quarter	Type of Violation	Date of Violation	Sample Composite or Grab	Limit Federal or City	Monitoring City or IU	Parameter	Value / Limit	Number of Measurements per Quarter

	1st Quarter (Jan 1 – Mar 31)	2nd Quarter (Apr 1 - Jun 30)	3rd Quarter (Jul 1 – Sep 30)	4th Quarter (Oct 1 - Dec 31)
Enforcement Status	N	N	N	N

Enforcement Status Codes

A - Notice of Violation (NOV)
B - Administrative Order (AO)
C - Civil Action Filed
D - Criminal Action Filed
E - Pretreatment Settlement Agreement (PSA)
F - Assessment of Monetary Penalties
G - Restriction of Flow
H - Permit Revocation
I - Compliance Schedule Issued
J - Disconnection from Sewer
K - Published in Newspaper for Significant Non-Compliance (SNC) In Prior Reporting Year
L - Temporary Increase in IU Self Monitoring (TISM)
N– No Enforcement Action

ENFORCEMENT SUMMARY AND COMMENTS

Company Name: Certified Inspection Service Company, Inc.

Process Flow: 2,997 (GPD) Average

General Information and type of wastewater treatment

The facility performs penetrant dye, magnetic particle and x-ray inspections, aqueous cleaning, chemical film coating and passivation of machined parts for the aerospace industry. Pretreatment consists of electrolytic recovery and pH neutralization.

First Quarter

Second Quarter

An application to renew Permit 0810-1340 prior to the 60 day deadline has been submitted. The expired permit is currently pending renewal and is considered administratively extended pursuant to Permit Standard Conditions Section W.

Third Quarter

Fourth Quarter

To be published for this year in newspaper for Significant Non-Compliance? ____ Yes X No

Penalties this reporting Year: Assessed $ 0.00 Collected $ 0.00

For the Year Ending December 31, 2013

CITY OF PHOENIX
SIGNIFICANT INDUSTRIAL USER COMPLIANCE STATUS REPORT

NAME: ChemResearch Co., Inc.		REPORT PERIOD: 01/01/2013 through 12/31/2013	
SERVICE ADDRESS: 1130 West Hilton Avenue		MAILING ADDRESS: 1101 West Hilton Avenue Phoenix Arizona 85007-4305	
CATEGORICAL USER? Yes	40 CFR 433.17	LIMITS APPENDIX: E	BMR SUBMITTED: 02/09/1983
TTO CERTIFICATION DATE SUBMITTED: 12/19/2013		PERMIT EFFECTIVE: 01/01/2009	PERMIT EXPIRES: 12/31/2013
SAMPLING LOCATION VERIFIED ON: 05/08/2013		RCRA NOTICE: 02/27/1990	
SLUG CONTROL PLAN EVALUATION DATE: 05/08/2013			

	1st Quarter (Jan 1 - Mar 31)	2nd Quarter (Apr 1 - Jun 30)	3rd Quarter (Jul 1 - Sep 30)	4th Quarter (Oct 1 - Dec 31)
Number of Inspections	0	0	0	1
Number of City Sampling Days	3	3	3	0
Number of IU Sampling Days	24	24	28	28
Number of Parameter Violations	0	0	0	0
Number of Inspection Violations	0	0	0	0
Number of Reporting Violations	0	0	0	0
Number of Permit Cond. Violations	0	0	0	0
Compliance Status	C	C	C	C
Evaluated as of:	04/29/2013	08/14/2013	01/07/2014	02/03/2014

COMPLIANCE CODES: C = Compliance I = Inconsistent Compliance S = Significant Noncompliance
If company is in I or S, then the following table applies:

Quarter	Type of Violation	Date of Violation	Sample Composite or Grab	Limit Federal or City	Monitoring City or IU	Parameter	Value / Limit	Number of Measurements per Quarter

	1st Quarter (Jan 1 – Mar 31)	2nd Quarter (Apr 1 - Jun 30)	3rd Quarter (Jul 1 – Sep 30)	4th Quarter (Oct 1 - Dec 31)
Enforcement Status	N	N	N	N

Enforcement Status Codes

A - Notice of Violation (NOV)
B - Administrative Order (AO)
C - Civil Action Filed
D - Criminal Action Filed
E - Pretreatment Settlement Agreement (PSA)
F - Assessment of Monetary Penalties
G - Restriction of Flow
H - Permit Revocation
I - Compliance Schedule Issued
J - Disconnection from Sewer
K - Published in Newspaper for Significant Non-Compliance (SNC) In Prior Reporting Year
L - Temporary Increase in IU Self Monitoring (TISM)
N– No Enforcement Action

For the Year Ending December 31, 2013

ENFORCEMENT SUMMARY AND COMMENTS

Company Name: ChemResearch Co., Inc.

Process Flow: 49,149 GPD (Average)

General Information and type of wastewater treatment
This facility performs Copper, Chrome, Nickel, Silver, Gold and Zinc electroplating; electroless Nickel plating and Sulfuric anodizing. Pretreatment consists of stream segregation, chemical oxidation, chemical reduction, chemical precipitation and pH neutralization.
First Quarter
Second Quarter
Third Quarter
Fourth Quarter

To be published for this year in newspaper for Significant Non-Compliance? ____ Yes X No

Penalties this reporting Year: Assessed $ 0.00 Collected $ 0.00

For the Year Ending December 31, 2013

CITY OF PHOENIX
SIGNIFICANT INDUSTRIAL USER COMPLIANCE STATUS REPORT

NAME: Chromalloy Arizona		REPORT PERIOD: 01/01/2013 through 12/31/2013	
SERVICE ADDRESS: 5161 West Polk Street		MAILING ADDRESS: 5161 West Polk Street Phoenix Arizona 85043-2720	
CATEGORICAL USER? Yes	40 CFR 433.17	LIMITS APPENDIX: E	BMR SUBMITTED: 04/30/1990
TTO CERTIFICATION DATE SUBMITTED: 01/16/2014		PERMIT EFFECTIVE: 03/01/2014	PERMIT EXPIRES: 12/31/2018
SAMPLING LOCATION VERIFIED ON: 04/11/2013		RCRA NOTICE: 06/22/1990	
SLUG CONTROL PLAN EVALUATION DATE: 04/11/2013			

	1st Quarter (Jan 1 - Mar 31)	2nd Quarter (Apr 1 - Jun 30)	3rd Quarter (Jul 1 - Sep 30)	4th Quarter (Oct 1 - Dec 31)
Number of Inspections	0	1	0	0
Number of City Sampling Days	0	3	1	2
Number of IU Sampling Days	1	1	1	1
Number of Parameter Violations	0	0	0	0
Number of Inspection Violations	0	0	0	0
Number of Reporting Violations	0	0	0	0
Number of Permit Cond. Violations	0	0	0	0
Compliance Status	C	C	C	C
Evaluated as of:	04/26/2013	07/12/2013	10/28/2013	01/16/2014

COMPLIANCE CODES: C = Compliance I = Inconsistent Compliance S = Significant Noncompliance
If company is in I or S, then the following table applies:

Quarter	Type of Violation	Date of Violation	Sample Composite or Grab	Limit Federal or City	Monitoring City or IU	Parameter	Value / Limit	Number of Measurements per Quarter

	1st Quarter (Jan 1 – Mar 31)	2nd Quarter (Apr 1 - Jun 30)	3rd Quarter (Jul 1 – Sep 30)	4th Quarter (Oct 1 - Dec 31)
Enforcement Status	N	N	N	N

Enforcement Status Codes

A - Notice of Violation (NOV)
B - Administrative Order (AO)
C - Civil Action Filed
D - Criminal Action Filed
E - Pretreatment Settlement Agreement (PSA)
F - Assessment of Monetary Penalties
G - Restriction of Flow
H - Permit Revocation
I - Compliance Schedule Issued
J - Disconnection from Sewer
K - Published in Newspaper for Significant Non-Compliance (SNC) In Prior Reporting Year
L - Temporary Increase in IU Self Monitoring (TISM)
N– No Enforcement Action

For the Year Ending December 31, 2013

ENFORCEMENT SUMMARY AND COMMENTS

Company Name: Chromalloy Arizona

Process Flow: 1373 (GPD) Average

General Information and type of wastewater treatment

Processes consist of Platinum, Rhodium, and Nickel-plating operations associated with the thermal infusion coating process.

Pretreatment processes include flocculation followed by pH adjustment to achieve precipitation of metals, followed by clarification and filtering before discharge. X-ray fixer is treated with an electrolytic silver recovery unit followed by a metal exchange filter to recover remaining silver.

First Quarter

Second Quarter

Third Quarter

Fourth Quarter

On 10/31/2013 The Notice of Violation (NOV) for Late Reporting of an SMR issued on 08/08/2013 was rescinded. The NOV was rescinded because the Wastewater Discharge Permit No. 1104-20485 was found to be missing a page specifying requirements for Self – Monitoring Reports and the required reporting frequency.

To be published for this year in newspaper for Significant Non-Compliance? ____ Yes X No

Penalties this reporting Year: Assessed **$ 0.00** Collected **$ 0.00**

For the Year Ending December 31, 2013

CITY OF PHOENIX
SIGNIFICANT INDUSTRIAL USER COMPLIANCE STATUS REPORT

NAME: Cintas Corporation		REPORT PERIOD: 01/01/2013 through 12/31/2013	
SERVICE ADDRESS: 5501 West Hadley Street		MAILING ADDRESS: 5501 West Hadley Street Phoenix Arizona 85043	
CATEGORICAL USER? No	40 CFR Local Limits	LIMITS APPENDIX: A	BMR SUBMITTED: 07/28/1995
TTO CERTIFICATION DATE SUBMITTED: N/A		PERMIT EFFECTIVE: 07/01/2009	PERMIT EXPIRES: 06/30/2014
SAMPLING LOCATION VERIFIED ON: 08/07/2013		RCRA NOTICE: 07/28/1995	
SLUG CONTROL PLAN EVALUATION DATE: 08/07/2013			

	1st Quarter (Jan 1 - Mar 31)	2nd Quarter (Apr 1 - Jun 30)	3rd Quarter (Jul 1 - Sep 30)	4th Quarter (Oct 1 - Dec 31)
Number of Inspections	0	0	1	0
Number of City Sampling Days	3	3	3	0
Number of IU Sampling Days	1	2	1	1
Number of Parameter Violations	0	0	0	0
Number of Inspection Violations	0	0	0	0
Number of Reporting Violations	0	0	0	0
Number of Permit Cond. Violations	0	0	0	0
Compliance Status	C	C	C	C
Evaluated as of:	04/19/2013	07/26/2013	10/28/2013	01/27/2014

COMPLIANCE CODES: C = Compliance I = Inconsistent Compliance S = Significant Noncompliance
If company is in I or S, then the following table applies:

Quarter	Type of Violation	Date of Violation	Sample Composite or Grab	Limit Federal or City	Monitoring City or IU	Parameter	Value / Limit	Number of Measurements per Quarter

	1st Quarter (Jan 1 – Mar 31)	2nd Quarter (Apr 1 - Jun 30)	3rd Quarter (Jul 1 – Sep 30)	4th Quarter (Oct 1 - Dec 31)
Enforcement Status	N	N	N	N

Enforcement Status Codes

A - Notice of Violation (NOV)
B - Administrative Order (AO)
C - Civil Action Filed
D - Criminal Action Filed
E - Pretreatment Settlement Agreement (PSA)
F - Assessment of Monetary Penalties
G - Restriction of Flow
H - Permit Revocation
I - Compliance Schedule Issued
J - Disconnection from Sewer
K - Published in Newspaper for Significant Non-Compliance (SNC) In Prior Reporting Year
L - Temporary Increase in IU Self Monitoring (TISM)
N– No Enforcement Action

For the Year Ending December 31, 2013

ENFORCEMENT SUMMARY AND COMMENTS

Company Name: Cintas Corporation

Process Flow: 65,372 (GPD) Average

General Information and type of wastewater treatment
The facility is a commercial laundry. The wastewater treatment consists of a screen filter, three-compartment interceptor and pH adjustment.
First Quarter
Second Quarter
Third Quarter
Fourth Quarter

To be published for this year in newspaper for Significant Non-Compliance? ____ Yes __X__ No

Penalties this reporting Year: Assessed **$ 0.00** Collected **$ 0.00**

For the Year Ending December 31, 2013

CITY OF PHOENIX
SIGNIFICANT INDUSTRIAL USER COMPLIANCE STATUS REPORT

NAME: CleanPart Southwest LLC		REPORT PERIOD: 01/01/2013 through 12/31/2013	
SERVICE ADDRESS: 3844 East University Drive, Suite 2		MAILING ADDRESS: 3844 East University Drive Suite 2 Phoenix Arizona 85034	
CATEGORICAL USER? Yes	40 CFR 433.17	LIMITS APPENDIX: E	BMR SUBMITTED: 05/04/2009
TTO CERTIFICATION DATE SUBMITTED: 01/23/2014		PERMIT EFFECTIVE: 06/01/2009	PERMIT EXPIRES: 05/31/2014
SAMPLING LOCATION VERIFIED ON: 11/18/2013		RCRA NOTICE: 02/10/2010	
SLUG CONTROL PLAN EVALUATION DATE: 11/18/2013			

	1st Quarter (Jan 1 - Mar 31)	2nd Quarter (Apr 1 - Jun 30)	3rd Quarter (Jul 1 - Sep 30)	4th Quarter (Oct 1 - Dec 31)
Number of Inspections	0	0	0	1
Number of City Sampling Days	1	1	0	1
Number of IU Sampling Days	1	1	1	1
Number of Parameter Violations	0	0	0	0
Number of Inspection Violations	0	0	0	0
Number of Reporting Violations	0	0	0	0
Number of Permit Cond. Violations	0	0	0	0
Compliance Status	C	C	C	C
Evaluated as of:	04/25/2013	07/25/2013	10/23/2013	01/23/2014

COMPLIANCE CODES: C = Compliance I = Inconsistent Compliance S = Significant Noncompliance
If company is in I or S, then the following table applies:

Quarter	Type of Violation	Date of Violation	Sample Composite or Grab	Limit Federal or City	Monitoring City or IU	Parameter	Value / Limit	Number of Measurements per Quarter

	1st Quarter (Jan 1 – Mar 31)	2nd Quarter (Apr 1 - Jun 30)	3rd Quarter (Jul 1 – Sep 30)	4th Quarter (Oct 1 - Dec 31)
Enforcement Status	N	N	N	N

Enforcement Status Codes

A - Notice of Violation (NOV)
B - Administrative Order (AO)
C - Civil Action Filed
D - Criminal Action Filed
E - Pretreatment Settlement Agreement (PSA)
F - Assessment of Monetary Penalties
G - Restriction of Flow
H - Permit Revocation
I - Compliance Schedule Issued
J - Disconnection from Sewer
K - Published in Newspaper for Significant Non-Compliance (SNC) In Prior Reporting Year
L - Temporary Increase in IU Self Monitoring (TISM)
N– No Enforcement Action

For the Year Ending December 31, 2013

ENFORCEMENT SUMMARY AND COMMENTS

Company Name: CleanPart Southwest LLC

Process Flow: 1,500 GPD (Average)

General Information and type of wastewater treatment
CleanPart Southwest LLC cleans equipment used in the semiconductor manufacturing industry by removing deposited materials by abrasive blasting or chemically using acids or caustic solutions. The parts are then rinsed with D I water, dried with compressed air, and then blasted with CO_2 ice particles. Finally, the parts are packaged for shipment in a clean room environment. The pretreatment system consists of a series of tanks (or stages) wherein chemicals are added to the wastewater to cause precipitation, flocculation, coagulation, clarification, and pH adjustment, then batch discharged via a spigot compliance sampling point.
First Quarter
Second Quarter
Third Quarter
Fourth Quarter

To be published for this year in newspaper for Significant Non-Compliance? ____ Yes X No

Penalties this reporting Year: Assessed **$ 0.00** Collected **$ 0.00**

For the Year Ending December 31, 2013

CITY OF PHOENIX
SIGNIFICANT INDUSTRIAL USER COMPLIANCE STATUS REPORT

NAME: Dignity Health - St. Joseph's Hospital & Medical Center			REPORT PERIOD: 01/01/2013 through 12/31/2013
SERVICE ADDRESS: 350 West Thomas Road		MAILING ADDRESS: 350 West Thomas Road Phoenix Arizona 85013-4409	
CATEGORICAL USER? No	40 CFR Local Limits	LIMITS APPENDIX: A	BMR SUBMITTED: N/A
TTO CERTIFICATION DATE SUBMITTED: N/A		PERMIT EFFECTIVE: 07/01/2012	PERMIT EXPIRES: 06/30/2017
SAMPLING LOCATION VERIFIED ON: 12/18/2013		RCRA NOTICE: 12/28/1990	
SLUG CONTROL PLAN EVALUATION DATE: 12/18/2013			

	1st Quarter (Jan 1 - Mar 31)	2nd Quarter (Apr 1 - Jun 30)	3rd Quarter (Jul 1 - Sep 30)	4th Quarter (Oct 1 - Dec 31)
Number of Inspections	0	0	1	1
Number of City Sampling Days	3	0	2	2
Number of IU Sampling Days	3	3	3	3
Number of Parameter Violations	0	0	0	0
Number of Inspection Violations	0	0	0	0
Number of Reporting Violations	0	1	0	0
Number of Permit Cond. Violations	0	0	0	0
Compliance Status	C	I	C	C
Evaluated as of:	04/25/2013	07/26/2013	10/23/2013	01/29/2014

COMPLIANCE CODES: C = Compliance I = Inconsistent Compliance S = Significant Noncompliance
If company is in I or S, then the following table applies:

Quarter	Type of Violation	Date of Violation	Sample Composite or Grab	Limit Federal or City	Monitoring City or IU	Parameter	Value / Limit	Number of Measurements per Quarter
2nd	Reporting	06/29/2013	N/A	N/A	N/A	Late SMR		

	1st Quarter (Jan 1 – Mar 31)	2nd Quarter (Apr 1 - Jun 30)	3rd Quarter (Jul 1 – Sep 30)	4th Quarter (Oct 1 - Dec 31)
Enforcement Status	N	N	A	N

Enforcement Status Codes

A - Notice of Violation (NOV)
B - Administrative Order (AO)
C - Civil Action Filed
D - Criminal Action Filed
E - Pretreatment Settlement Agreement (PSA)
F - Assessment of Monetary Penalties
G - Restriction of Flow
H - Permit Revocation
I - Compliance Schedule Issued
J - Disconnection from Sewer
K - Published in Newspaper for Significant Non-Compliance (SNC) In Prior Reporting Year
L - Temporary Increase in IU Self Monitoring (TISM)
N– No Enforcement Action

For the Year Ending December 31, 2013

ENFORCEMENT SUMMARY AND COMMENTS

Company Name: Dignity Health - St. Joseph's Hospital & Medical Center

Process Flow: 56,313 (GPD) Average

General Information and type of wastewater treatment

This facility is a large full service hospital and neurological research center.

Wastewater treatment consists of physical separation and stream segregation.

First Quarter

Second Quarter

Third Quarter

On 07/16/2013, an NOV was issued for late submittal of a self-monitoring report which was due on 06/28/2013. The SMR was received on 07/02/2013; 4 days late. All requirements of the NOV have been met.

Fourth Quarter

On 02/07/2014 the City became aware of a reporting violation. An NOV was issued on 02/07/2014. The December 2013 SMR was due on 01/28/2014 and was received on 01/29/2014; 1 day late. Completion of the requirements of the NOV are pending.

To be published for this year in newspaper for Significant Non-Compliance? ____ Yes X No

Penalties this reporting Year: Assessed $ 0 Collected $ 0

For the Year Ending December 31, 2013

CITY OF PHOENIX
SIGNIFICANT INDUSTRIAL USER COMPLIANCE STATUS REPORT

NAME: DLS Precision Fab, LLC dba Di-Matrix			REPORT PERIOD: 01/01/2013 through 12/31/2013
SERVICE ADDRESS: 5225 South 31st Place		MAILING ADDRESS: 5225 South 31st Place Phoenix Arizona 85040	
CATEGORICAL USER? Yes	40 CFR 433.17	LIMITS APPENDIX: E	BMR SUBMITTED: 03/20/2008
TTO CERTIFICATION DATE SUBMITTED: 11/16/2012		PERMIT EFFECTIVE: 08/01/2008	PERMIT EXPIRES: 05/31/2013
SAMPLING LOCATION VERIFIED ON: 02/14/2013		RCRA NOTICE: 03/20/2008	
SLUG CONTROL PLAN EVALUATION DATE: 02/14/2013			

	1st Quarter (Jan 1 - Mar 31)	2nd Quarter (Apr 1 - Jun 30)	3rd Quarter (Jul 1 - Sep 30)	4th Quarter (Oct 1 - Dec 31)
Number of Inspections	1			
Number of City Sampling Days	0			
Number of IU Sampling Days	0			
Number of Parameter Violations	0			
Number of Inspection Violations	0			
Number of Reporting Violations	0			
Number of Permit Cond. Violations	0			
Compliance Status	C			
Evaluated as of:	02/12/2013			

COMPLIANCE CODES: C = Compliance I = Inconsistent Compliance S = Significant Noncompliance
If company is in I or S, then the following table applies:

Quarter	Type of Violation	Date of Violation	Sample Composite or Grab	Limit Federal or City	Monitoring City or IU	Parameter	Value / Limit	Number of Measurements per Quarter

	1st Quarter (Jan 1 – Mar 31)	2nd Quarter (Apr 1 - Jun 30)	3rd Quarter (Jul 1 – Sep 30)	4th Quarter (Oct 1 - Dec 31)
Enforcement Status	N			

Enforcement Status Codes

A - Notice of Violation (NOV)
B - Administrative Order (AO)
C - Civil Action Filed
D - Criminal Action Filed
E - Pretreatment Settlement Agreement (PSA)
F - Assessment of Monetary Penalties
G - Restriction of Flow
H - Permit Revocation
I - Compliance Schedule Issued
J - Disconnection from Sewer
K - Published in Newspaper for Significant Non-Compliance (SNC) In Prior Reporting Year
L - Temporary Increase in IU Self Monitoring (TISM)
N– No Enforcement Action

For the Year Ending December 31, 2013

ENFORCEMENT SUMMARY AND COMMENTS

Company Name: DLS Precision FAB, LLC dba Di-Matrix

Process Flow: 0 (GPD) Average

General Information and type of wastewater treatment

The facility is a precision sheet metal and machining service center for the electronic, aerospace and automotive industry. The facility performs caustic cleaning and iron phosphate coating of metal products. Wastewater is generated from final rinses from plating processes. No pretreatment is performed.

First Quarter

The facility ceased discharging wastewater from its categorical operations and removed the plating tanks in December 2012. Industrial Wastewater Discharge Permit No. 0806-25672 was terminated effective midnight 02/28/2013.

Second Quarter

Third Quarter

Fourth Quarter

To be published for this year in newspaper for Significant Non-Compliance? ____ Yes X No

Penalties this reporting Year: Assessed **$ 0.00** Collected **$ 0.00**

For the Year Ending December 31, 2013

CITY OF PHOENIX
SIGNIFICANT INDUSTRIAL USER COMPLIANCE STATUS REPORT

NAME: DS Waters of America, Inc.		REPORT PERIOD: 01/01/2013 through 12/31/2013	
SERVICE ADDRESS: 3302 West Earll Drive		MAILING ADDRESS: 3302 West Earll Drive Phoenix Arizona 85017	
CATEGORICAL USER? No	40 CFR Local Limits	LIMITS APPENDIX: A	BMR SUBMITTED: 07/01/1992
TTO CERTIFICATION DATE SUBMITTED: N/A		PERMIT EFFECTIVE: 07/01/2009	PERMIT EXPIRES: 06/30/2014
SAMPLING LOCATION VERIFIED ON: 03/15/2013		RCRA NOTICE: 07/01/1992	
SLUG CONTROL PLAN EVALUATION DATE: 03/15/2013			

	1st Quarter (Jan 1 - Mar 31)	2nd Quarter (Apr 1 - Jun 30)	3rd Quarter (Jul 1 - Sep 30)	4th Quarter (Oct 1 - Dec 31)
Number of Inspections	1	0	0	0
Number of City Sampling Days	2	3	5	0
Number of IU Sampling Days	3	1	1	1
Number of Parameter Violations	0	0	0	0
Number of Inspection Violations	0	0	0	0
Number of Reporting Violations	0	0	0	0
Number of Permit Cond. Violations	0	0	0	0
Compliance Status	C	C	C	C
Evaluated as of:	04/23/2013	07/22/2013	10/24/2013	01/24/2015

COMPLIANCE CODES: C = Compliance I = Inconsistent Compliance S = Significant Noncompliance
If company is in I or S, then the following table applies:

Quarter	Type of Violation	Date of Violation	Sample Composite or Grab	Limit Federal or City	Monitoring City or IU	Parameter	Value / Limit	Number of Measurements per Quarter

	1st Quarter (Jan 1 – Mar 31)	2nd Quarter (Apr 1 - Jun 30)	3rd Quarter (Jul 1 – Sep 30)	4th Quarter (Oct 1 - Dec 31)
Enforcement Status	N	N	N	N

Enforcement Status Codes

A - Notice of Violation (NOV)
B - Administrative Order (AO)
C - Civil Action Filed
D - Criminal Action Filed
E - Pretreatment Settlement Agreement (PSA)
F - Assessment of Monetary Penalties
G - Restriction of Flow
H - Permit Revocation
I - Compliance Schedule Issued
J - Disconnection from Sewer
K - Published in Newspaper for Significant Non-Compliance (SNC) In Prior Reporting Year
L - Temporary Increase in IU Self Monitoring (TISM)
N– No Enforcement Action

For the Year Ending December 31, 2013

ENFORCEMENT SUMMARY AND COMMENTS

Company Name: DS Waters of America, Inc.

Process Flow: 112,974 (GPD) Average

General Information and type of wastewater treatment
DS Waters of America, Inc. bottles water for retail sale. Pretreatment consists of pH neutralization.
First Quarter
Second Quarter
Third Quarter
Fourth Quarter

To be published for this year in newspaper for Significant Non-Compliance? ____ Yes __X__ No

Penalties this reporting Year: Assessed **$ 0.00** Collected **$ 0.00**

For the Year Ending December 31, 2013

CITY OF PHOENIX
SIGNIFICANT INDUSTRIAL USER COMPLIANCE STATUS REPORT

NAME: Entrepix, Inc.		REPORT PERIOD: 01/01/2013 through 12/31/2013	
SERVICE ADDRESS: 4717 East Hilton Avenue Phoenix, Arizona 85004		MAILING ADDRESS: Same	
CATEGORICAL USER? Yes	40 CFR 469.18	LIMITS APPENDIX: S	BMR SUBMITTED: 10/10/2012
TTO CERTIFICATION DATE SUBMITTED: 10/04/2013		PERMIT EFFECTIVE: 04/25/2013	PERMIT EXPIRES: 03/31/2018
SAMPLING LOCATION VERIFIED ON: 10/02/2013		RCRA NOTICE: 04/26/2013	
SLUG CONTROL PLAN EVALUATION DATE: 10/02/2013			

	1st Quarter (Jan 1 - Mar 31)	2nd Quarter (Apr 1 - Jun 30)	3rd Quarter (Jul 1 - Sep 30)	4th Quarter (Oct 1 - Dec 31)
Number of Inspections		1	0	1
Number of City Sampling Days		4	3	0
Number of IU Sampling Days		1	1	1
Number of Parameter Violations		0	0	0
Number of Inspection Violations		0	0	0
Number of Reporting Violations		0	0	0
Number of Permit Cond. Violations		0	0	0
Compliance Status		C	C	C
Evaluated as of:		07/10/2013	10/07/2013	01/06/2014

COMPLIANCE CODES: C = Compliance I = Inconsistent Compliance S = Significant Noncompliance
If company is in I or S, then the following table applies:

Quarter	Type of Violation	Date of Violation	Sample Composite or Grab	Limit Federal or City	Monitoring City or IU	Parameter	Value / Limit	Number of Measurements per Quarter

	1st Quarter (Jan 1 – Mar 31)	2nd Quarter (Apr 1 - Jun 30)	3rd Quarter (Jul 1 – Sep 30)	4th Quarter (Oct 1 - Dec 31)
Enforcement Status		N	N	N

Enforcement Status Codes

A - Notice of Violation (NOV)
B - Administrative Order (AO)
C - Civil Action Filed
D - Criminal Action Filed
E - Pretreatment Settlement Agreement (PSA)
F - Assessment of Monetary Penalties
G - Restriction of Flow
H - Permit Revocation
I - Compliance Schedule Issued
J - Disconnection from Sewer
K - Published in Newspaper for Significant Non-Compliance (SNC) In Prior Reporting Year
L - Temporary Increase in IU Self Monitoring (TISM)
N– No Enforcement Action

ENFORCEMENT SUMMARY AND COMMENTS

Company Name: Entrepix, Inc.

Process Flow: 3894 (GPD) Average

General Information and type of wastewater treatment

This facility performs chemical mechanical polishing, semiconductor equipment Zubeloer (SEZ) wet planning operations and related wafer polishing operations. Pretreatment consists of pH neutralization and micro filtration.

First Quarter

Second Quarter

On April 26, 2013, Entrepix, Inc. was issued Class A Wastewater Discharge Permit No.1304-30385, was notified of hazardous waste management requirements, and was provided the EPA document, "Managing Your Hazardous Waste – A Guide for Small Businesses".

Third Quarter

Fourth Quarter

To be published for this year in newspaper for Significant Non-Compliance? ___ Yes X No

Penalties this reporting Year: Assessed **$ 0.00** Collected **$ 0.00**

For the Year Ending December 31, 2013

CITY OF PHOENIX
SIGNIFICANT INDUSTRIAL USER COMPLIANCE STATUS REPORT

NAME: FlipChip International, LLC		REPORT PERIOD: 01/01/2013 through 12/31/2013	
SERVICE ADDRESS: 3701 East University Drive		MAILING ADDRESS: 3701 East University Drive Phoenix Arizona 85034	
CATEGORICAL USER? Yes	40 CFR 469.18	LIMITS APPENDIX: F	BMR SUBMITTED: 10/09/1996
TTO CERTIFICATION DATE SUBMITTED: 12/09/2013		PERMIT EFFECTIVE: 07/01/2013	PERMIT EXPIRES: 06/30/2018
SAMPLING LOCATION VERIFIED ON: 12/05/2013		RCRA NOTICE: 10/11/2001	
SLUG CONTROL PLAN EVALUATION DATE: 12/05/2013			

	1st Quarter (Jan 1 - Mar 31)	2nd Quarter (Apr 1 - Jun 30)	3rd Quarter (Jul 1 - Sep 30)	4th Quarter (Oct 1 - Dec 31)
Number of Inspections	0	0	0	1
Number of City Sampling Days	3	2	5	0
Number of IU Sampling Days	3	3	3	3
Number of Parameter Violations	0	0	0	0
Number of Inspection Violations	0	0	0	0
Number of Reporting Violations	0	0	0	0
Number of Permit Cond. Violations	0	0	0	0
Compliance Status	C	C	C	C
Evaluated as of:	04/22/2013	08/06/2013	10/22/2013	01/30/2014

COMPLIANCE CODES: C = Compliance I = Inconsistent Compliance S = Significant Noncompliance
If company is in I or S, then the following table applies:

Quarter	Type of Violation	Date of Violation	Sample Composite or Grab	Limit Federal or City	Monitoring City or IU	Parameter	Value / Limit	Number of Measurements per Quarter

	1st Quarter (Jan 1 – Mar 31)	2nd Quarter (Apr 1 - Jun 30)	3rd Quarter (Jul 1 – Sep 30)	4th Quarter (Oct 1 - Dec 31)
Enforcement Status	N	N	N	N

Enforcement Status Codes

A - Notice of Violation (NOV)
B - Administrative Order (AO)
C - Civil Action Filed
D - Criminal Action Filed
E - Pretreatment Settlement Agreement (PSA)
F - Assessment of Monetary Penalties
G - Restriction of Flow
H - Permit Revocation
I - Compliance Schedule Issued
J - Disconnection from Sewer
K - Published in Newspaper for Significant Non-Compliance (SNC) In Prior Reporting Year
L - Temporary Increase in IU Self Monitoring (TISM)
N– No Enforcement Action

For the Year Ending December 31, 2013

ENFORCEMENT SUMMARY AND COMMENTS

Company Name: FlipChip International, LLC

Process Flow: 54,127 GPD (Average)

General Information and type of wastewater treatment
This facility processes silicon wafers by utilizing photoresist, etching, sputtering, and cleaning operations. Pretreatment consists of ion exchange and pH neutralization.

First Quarter

Second Quarter

Third Quarter

Fourth Quarter

To be published for this year in newspaper for Significant Non-Compliance? ____ Yes X No

Penalties this reporting Year: Assessed **$ 0.00** Collected **$ 0.00**

For the Year Ending December 31, 2013

CITY OF PHOENIX
SIGNIFICANT INDUSTRIAL USER COMPLIANCE STATUS REPORT

NAME: FM Industries, Inc.		REPORT PERIOD: 01/01/2013 through 12/31/2013	
SERVICE ADDRESS: 2104 West Roosevelt Street		MAILING ADDRESS: 2104 West Roosevelt Street Phoenix Arizona 85009	
CATEGORICAL USER? Yes	40 CFR 433..17	LIMITS APPENDIX: E	BMR SUBMITTED: 02/01/2012
TTO CERTIFICATION DATE SUBMITTED: 01/27/2014		PERMIT EFFECTIVE: 02/01/2012	PERMIT EXPIRES: 01/31/2017
SAMPLING LOCATION VERIFIED ON: 12/19/2013		RCRA NOTICE: 02/09/2012	
SLUG CONTROL PLAN EVALUATION DATE: 12/19/2013			

	1st Quarter (Jan 1 - Mar 31)	2nd Quarter (Apr 1 - Jun 30)	3rd Quarter (Jul 1 - Sep 30)	4th Quarter (Oct 1 - Dec 31)
Number of Inspections	0	0	0	1
Number of City Sampling Days	0	6	2	0
Number of IU Sampling Days	3	3	3	3
Number of Parameter Violations	0	0	0	0
Number of Inspection Violations	0	0	0	0
Number of Reporting Violations	0	0	0	0
Number of Permit Cond. Violations	0	0	0	0
Compliance Status	C	C	C	C
Evaluated as of:	04/25/2013	07/25/2013	10/27/2013	01/27/2014

COMPLIANCE CODES: C = Compliance I = Inconsistent Compliance S = Significant Noncompliance
If company is in I or S, then the following table applies:

Quarter	Type of Violation	Date of Violation	Sample Composite or Grab	Limit Federal or City	Monitoring City or IU	Parameter	Value / Limit	Number of Measurements per Quarter

	1st Quarter (Jan 1 – Mar 31)	2nd Quarter (Apr 1 - Jun 30)	3rd Quarter (Jul 1 – Sep 30)	4th Quarter (Oct 1 - Dec 31)
Enforcement Status	N	N	N	N

Enforcement Status Codes

A - Notice of Violation (NOV)
B - Administrative Order (AO)
C - Civil Action Filed
D - Criminal Action Filed
E - Pretreatment Settlement Agreement (PSA)
F - Assessment of Monetary Penalties
G - Restriction of Flow
H - Permit Revocation
I - Compliance Schedule Issued
J - Disconnection from Sewer
K - Published in Newspaper for Significant Non-Compliance (SNC) In Prior Reporting Year
L - Temporary Increase in IU Self Monitoring (TISM)
N– No Enforcement Action

For the Year Ending December 31, 2013

ENFORCEMENT SUMMARY AND COMMENTS

Company Name: FM Industries, Inc.

Process Flow: 7,028 GPD (Average)

General Information and type of wastewater treatment
FM Industries, Inc. (FM Industries Inc.) performs anodizing and nickel seal on aluminum parts. Pretreatment consists of segregation and pH neutralization.

First Quarter	
Second Quarter	
Third Quarter	
Fourth Quarter	

To be published for this year in newspaper for Significant Non-Compliance? ____ Yes X No

Penalties this reporting Year: Assessed **$ 0.00** Collected **$ 0.00**

CITY OF PHOENIX
SIGNIFICANT INDUSTRIAL USER COMPLIANCE STATUS REPORT

NAME: Freescale Semiconductor, Inc. 52nd ST Superfund Site - OU 1			REPORT PERIOD: 01/01/2013 through 12/31/2013
SERVICE ADDRESS: 5005 East McDowell Road		MAILING ADDRESS:	2100 East Elliott Road MS L-614 Phoenix Arizona 85284-1806
CATEGORICAL USER? No	40 CFR Local Limits	LIMITS APPENDIX: A	BMR SUBMITTED: 10/05/2009
TTO CERTIFICATION DATE SUBMITTED: N/A		PERMIT EFFECTIVE: 02/01/2011	PERMIT EXPIRES: 01/31/2016
SAMPLING LOCATION VERIFIED ON: 05/22/2013		RCRA NOTICE: 02/02/2011	
SLUG CONTROL PLAN EVALUATION DATE: 05/22/2013			

	1st Quarter (Jan 1 - Mar 31)	2nd Quarter (Apr 1 - Jun 30)	3rd Quarter (Jul 1 - Sep 30)	4th Quarter (Oct 1 - Dec 31)
Number of Inspections	0	1	0	0
Number of City Sampling Days	4	4	0	4
Number of IU Sampling Days	1	1	1	1
Number of Parameter Violations	0	0	0	0
Number of Inspection Violations	0	0	0	0
Number of Reporting Violations	0	0	0	0
Number of Permit Cond. Violations	0	0	0	0
Compliance Status	C	C	C	C
Evaluated as of:	04/23/2013	07/22/2013	10/21/2013	01/23/2014

COMPLIANCE CODES: C = Compliance I = Inconsistent Compliance S = Significant Noncompliance
If company is in I or S, then the following table applies:

Quarter	Type of Violation	Date of Violation	Sample Composite or Grab	Limit Federal or City	Monitoring City or IU	Parameter	Value / Limit	Number of Measurements per Quarter

	1st Quarter (Jan 1 – Mar 31)	2nd Quarter (Apr 1 - Jun 30)	3rd Quarter (Jul 1 – Sep 30)	4th Quarter (Oct 1 - Dec 31)
Enforcement Status	N	N	N	N

Enforcement Status Codes

A - Notice of Violation (NOV)
B - Administrative Order (AO)
C - Civil Action Filed
D - Criminal Action Filed
E - Pretreatment Settlement Agreement (PSA)
F - Assessment of Monetary Penalties
G - Restriction of Flow
H - Permit Revocation
I - Compliance Schedule Issued
J - Disconnection from Sewer
K - Published in Newspaper for Significant Non-Compliance (SNC) In Prior Reporting Year
L - Temporary Increase in IU Self Monitoring (TISM)
N– No Enforcement Action

ENFORCEMENT SUMMARY AND COMMENTS

Company Name: Freescale Semiconductor, Inc.
52nd ST Superfund Site OU-1

Process Flow: 291,468 (GPD) Average

General Information and type of wastewater treatment
52nd Street Superfund Site Operable Unit 1 (OU-1) is a groundwater remediation site. The groundwater is treated by two volatile organic compound air strippers, then run through four liquid phase granular activated carbon (GAC) filters before discharging directly to sewer. The facility is seeking appropriate permits with other agencies to enable beneficial use of remediated groundwater as irrigation water.
First Quarter
Second Quarter
Third Quarter
Fourth Quarter

To be published for this year in newspaper for Significant Non-Compliance? ____ Yes X No

Penalties this reporting Year: Assessed **$ 0.00** Collected **$ 0.00**

For the Year Ending December 31, 2013

CITY OF PHOENIX
SIGNIFICANT INDUSTRIAL USER COMPLIANCE STATUS REPORT

NAME: Futureweld Company, Inc.		REPORT PERIOD: 01/01/2013 through 12/31/2013	
SERVICE ADDRESS: 3518 East Wood Street		MAILING ADDRESS: 3518 East Wood Street Phoenix Arizona 85040	
CATEGORICAL USER? Yes	40 CFR 433.17	LIMITS APPENDIX: E	BMR SUBMITTED: 01/28/2002
TTO CERTIFICATION DATE SUBMITTED: 12/02/2013		PERMIT EFFECTIVE: 03/01/2011	PERMIT EXPIRES: 02/29/2016
SAMPLING LOCATION VERIFIED ON: 09/24/2013		RCRA NOTICE: 07/01/1992	
SLUG CONTROL PLAN EVALUATION DATE: 09/24/2013			

	1st Quarter (Jan 1 - Mar 31)	2nd Quarter (Apr 1 - Jun 30)	3rd Quarter (Jul 1 - Sep 30)	4th Quarter (Oct 1 - Dec 31)
Number of Inspections	0	0	1	0
Number of City Sampling Days	0	4	4	1
Number of IU Sampling Days	2	3	3	0
Number of Parameter Violations	0	0	0	0
Number of Inspection Violations	0	0	0	0
Number of Reporting Violations	1	0	0	0
Number of Permit Cond. Violations	0	0	0	0
Compliance Status	I	C	C	C
Evaluated as of:	04/03/2013	07/03/2013	10/02/2013	01/02/2014

COMPLIANCE CODES: C = Compliance I = Inconsistent Compliance S = Significant Noncompliance
If company is in I or S, then the following table applies:

Quarter	Type of Violation	Date of Violation	Sample Composite or Grab	Limit Federal or City	Monitoring City or IU	Parameter	Value / Limit	Number of Measurements per Quarter
1st	Reporting	03/01/13	N/A	N/A	N/A	Late SMR		

	1st Quarter (Jan 1 – Mar 31)	2nd Quarter (Apr 1 - Jun 30)	3rd Quarter (Jul 1 – Sep 30)	4th Quarter (Oct 1 - Dec 31)
Enforcement Status	A	N	N	N

Enforcement Status Codes

A - Notice of Violation (NOV)
B - Administrative Order (AO)
C - Civil Action Filed
D - Criminal Action Filed
E - Pretreatment Settlement Agreement (PSA)
F - Assessment of Monetary Penalties
G - Restriction of Flow
H - Permit Revocation
I - Compliance Schedule Issued
J - Disconnection from Sewer
K - Published in Newspaper for Significant Non-Compliance (SNC) In Prior Reporting Year
L - Temporary Increase in IU Self Monitoring (TISM)
N– No Enforcement Action

For the Year Ending December 31, 2013

ENFORCEMENT SUMMARY AND COMMENTS

Company Name: Futureweld Company, Inc.

Process Flow: 10367 (GPD) Average

General Information and type of wastewater treatment

Futureweld performs metal finishing operations for commercial and aerospace applications. Pretreatment consists of stream segregation, precipitation, solids dewatering, filtration and pH neutralization.

First Quarter

On 03/05/2013, Futureweld was issued an NOV for late reporting. Futureweld was required to submit their January 2013 Self-Monitoring Report on 02/28/2013. Futureweld submitted their January 2013 Self Monitoring Report on 03/04/2013, 4 days late. All the requirements of the NOV have been met.

Second Quarter

Third Quarter

Fourth Quarter

To be published for this year in newspaper for Significant Non-Compliance? ____ Yes X No

Penalties this reporting Year: Assessed $ 0.00 Collected $ 0.00

For the Year Ending December 31, 2013

CITY OF PHOENIX
SIGNIFICANT INDUSTRIAL USER COMPLIANCE STATUS REPORT

NAME: G & K Services, Inc.			REPORT PERIOD: 01/01/2013 through 12/31/2013
SERVICE ADDRESS: 4804 West Roosevelt Street		MAILING ADDRESS: 4804 West Roosevelt Street Phoenix Arizona 85043	
CATEGORICAL USER? No	40 CFR Local Limits	LIMITS APPENDIX: A	BMR SUBMITTED: 11/26/1997
TTO CERTIFICATION DATE SUBMITTED: N/A		PERMIT EFFECTIVE: 10/01/2012	PERMIT EXPIRES: 09/30/2017
SAMPLING LOCATION VERIFIED ON: 09/20/2013		RCRA NOTICE: 11/26/1997	
SLUG CONTROL PLAN EVALUATION DATE: 09/20/2013			

	1st Quarter (Jan 1 - Mar 31)	2nd Quarter (Apr 1 - Jun 30)	3rd Quarter (Jul 1 - Sep 30)	4th Quarter (Oct 1 - Dec 31)
Number of Inspections	0	0	1	0
Number of City Sampling Days	3	5	0	3
Number of IU Sampling Days	6	6	6	6
Number of Parameter Violations	0	0	0	0
Number of Inspection Violations	0	0	0	0
Number of Reporting Violations	0	0	0	0
Number of Permit Cond. Violations	0	0	0	0
Compliance Status	C	C	C	C
Evaluated as of:	04/03/2013	08/06/2013	01/07/2014	02/03/2014

COMPLIANCE CODES: C = Compliance I = Inconsistent Compliance S = Significant Noncompliance
If company is in I or S, then the following table applies:

Quarter	Type of Violation	Date of Violation	Sample Composite or Grab	Limit Federal or City	Monitoring City or IU	Parameter	Value / Limit	Number of Measurements per Quarter

	1st Quarter (Jan 1 – Mar 31)	2nd Quarter (Apr 1 - Jun 30)	3rd Quarter (Jul 1 – Sep 30)	4th Quarter (Oct 1 - Dec 31)
Enforcement Status	N	N	N	N

Enforcement Status Codes

A - Notice of Violation (NOV)
B - Administrative Order (AO)
C - Civil Action Filed
D - Criminal Action Filed
E - Pretreatment Settlement Agreement (PSA)
F - Assessment of Monetary Penalties
G - Restriction of Flow
H - Permit Revocation
I - Compliance Schedule Issued
J - Disconnection from Sewer
K - Published in Newspaper for Significant Non-Compliance (SNC) In Prior Reporting Year
L - Temporary Increase in IU Self Monitoring (TISM)
N– No Enforcement Action

For the Year Ending December 31, 2013

ENFORCEMENT SUMMARY AND COMMENTS

Company Name: G & K Services, Inc.

Process Flow: 78,172 GPD (Average)

General Information and type of wastewater treatment
This facility is a commercial laundry. Wastewater treatment consists of equalization, diffused air floatation, coagulation and flocculation.
First Quarter
Second Quarter
Third Quarter
Fourth Quarter

To be published for this year in newspaper for Significant Non-Compliance? ____ Yes X No

Penalties this reporting Year: Assessed $ 0.00 Collected $ 0.00

For the Year Ending December 31, 2013

CITY OF PHOENIX
SIGNIFICANT INDUSTRIAL USER COMPLIANCE STATUS REPORT

NAME: GE Parallel Design, Inc.		REPORT PERIOD: 01/01/2013 through 12/31/2013	
SERVICE ADDRESS: 4313 East Cotton Center Boulevard		MAILING ADDRESS: 4313 East Cotton Center Blvd Phoenix Arizona 85040	
CATEGORICAL USER? Yes	40 CFR 469.18	LIMITS APPENDIX: F	BMR SUBMITTED: 3/10/2005
TTO CERTIFICATION DATE SUBMITTED: 12/09/2013		PERMIT EFFECTIVE: 01/01/2011	PERMIT EXPIRES: 12/31/2015
SAMPLING LOCATION VERIFIED ON: 11/20/2013		RCRA NOTICE: 07/02/2005	
SLUG CONTROL PLAN EVALUATION DATE: 11/20/2013			

	1st Quarter (Jan 1 - Mar 31)	2nd Quarter (Apr 1 - Jun 30)	3rd Quarter (Jul 1 - Sep 30)	4th Quarter (Oct 1 - Dec 31)
Number of Inspections	0	0	0	1
Number of City Sampling Days	0	0	0	0
Number of IU Sampling Days	0	0	0	0
Number of Parameter Violations	0	0	0	0
Number of Inspection Violations	0	0	0	0
Number of Reporting Violations	0	0	0	0
Number of Permit Cond. Violations	0	0	0	0
Compliance Status	C	C	C	C
Evaluated as of:	05/20/2013	08/13/2013	01/07/2014	02/03/2014

COMPLIANCE CODES: C = Compliance I = Inconsistent Compliance S = Significant Noncompliance
If company is in I or S, then the following table applies:

Quarter	Type of Violation	Date of Violation	Sample Composite or Grab	Limit Federal or City	Monitoring City or IU	Parameter	Value / Limit	Number of Measurements per Quarter

	1st Quarter (Jan 1 – Mar 31)	2nd Quarter (Apr 1 - Jun 30)	3rd Quarter (Jul 1 – Sep 30)	4th Quarter (Oct 1 - Dec 31)
Enforcement Status	N	N	N	N

Enforcement Status Codes

A - Notice of Violation (NOV)
B - Administrative Order (AO)
C - Civil Action Filed
D - Criminal Action Filed
E - Pretreatment Settlement Agreement (PSA)
F - Assessment of Monetary Penalties
G - Restriction of Flow
H - Permit Revocation
I - Compliance Schedule Issued
J - Disconnection from Sewer
K - Published in Newspaper for Significant Non-Compliance (SNC) In Prior Reporting Year
L - Temporary Increase in IU Self Monitoring (TISM)
N– No Enforcement Action

For the Year Ending December 31, 2013

ENFORCEMENT SUMMARY AND COMMENTS

Company Name: GE Parallel Design, Inc.

Process Flow: 0 GPD (Average)

General Information and type of wastewater treatment

This facility manufactures and repairs ultrasonic transducers for the medical imaging field. Treatment consists of stream segregation, ion exchange, and pH neutralization. The facility has chosen to temporarily ship generated wastewater offsite for treatment and disposal; therefore, the facility did not discharge.

First Quarter

GE Parallel Design, Inc. had zero categorical wastewater discharge during this quarter.

Second Quarter

GE Parallel Design, Inc. had zero categorical wastewater discharge during this quarter.

Third Quarter

GE Parallel Design, Inc. had zero categorical wastewater discharge during this quarter.

Fourth Quarter

GE Parallel Design, Inc. had zero categorical wastewater discharge during this quarter . The City did not collect wastewater samples from this facility because there was zero categorical wastewater discharge during all of 2013.

To be published for this year in newspaper for Significant Non-Compliance? ____ Yes X No

Penalties this reporting Year: Assessed $ 0.00 Collected $ 0.00

CITY OF PHOENIX
SIGNIFICANT INDUSTRIAL USER COMPLIANCE STATUS REPORT

NAME: Heligear Acquisition Co. - D-Velco Manufacturing of Arizona, Inc.		REPORT PERIOD: 01/01/2013 through 12/31/2013	
SERVICE ADDRESS: 401 South 36th Street		MAILING ADDRESS: 401 South 36th Street Phoenix Arizona 85034	
CATEGORICAL USER? Yes	40 CFR 433.17	LIMITS APPENDIX: E	BMR SUBMITTED: 09/06/2012
TTO CERTIFICATION DATE SUBMITTED: 12/04/2013		PERMIT EFFECTIVE: 10/01/2012	PERMIT EXPIRES: 09/30/2017
SAMPLING LOCATION VERIFIED ON: 11/05/2013		RCRA NOTICE: 10/01/2012	
SLUG CONTROL PLAN EVALUATION DATE: 11/05/2013			

	1st Quarter (Jan 1 - Mar 31)	2nd Quarter (Apr 1 - Jun 30)	3rd Quarter (Jul 1 - Sep 30)	4th Quarter (Oct 1 - Dec 31)
Number of Inspections	0	0	0	1
Number of City Sampling Days	3	0	0	4
Number of IU Sampling Days	3	3	3	3
Number of Parameter Violations	0	0	0	0
Number of Inspection Violations	0	0	0	0
Number of Reporting Violations	0	0	0	0
Number of Permit Cond. Violations	0	0	0	0
Compliance Status	C	C	C	C
Evaluated as of:	04/29/2013	08/13/2013	01/08/2014	01/28/2014

COMPLIANCE CODES: C = Compliance I = Inconsistent Compliance S = Significant Noncompliance
If company is in I or S, then the following table applies:

Quarter	Type of Violation	Date of Violation	Sample Composite or Grab	Limit Federal or City	Monitoring City or IU	Parameter	Value / Limit	Number of Measurements per Quarter

	1st Quarter (Jan 1 – Mar 31)	2nd Quarter (Apr 1 - Jun 30)	3rd Quarter (Jul 1 – Sep 30)	4th Quarter (Oct 1 - Dec 31)
Enforcement Status	N	N	N	N

Enforcement Status Codes

A - Notice of Violation (NOV)
B - Administrative Order (AO)
C - Civil Action Filed
D - Criminal Action Filed
E - Pretreatment Settlement Agreement (PSA)
F - Assessment of Monetary Penalties
G - Restriction of Flow
H - Permit Revocation
I - Compliance Schedule Issued
J - Disconnection from Sewer
K - Published in Newspaper for Significant Non-Compliance (SNC) In Prior Reporting Year
L - Temporary Increase in IU Self Monitoring (TISM)
N– No Enforcement Action

For the Year Ending December 31, 2013

ENFORCEMENT SUMMARY AND COMMENTS

Company Name: Heligear Acquisition Co.- D-Velco Manufacturing of Arizona, Inc.

Process Flow: 1,502 GPD (Average)

General Information and type of wastewater treatment

This facility performs chemical etching and chrome conversion coating on aluminum, stainless steel, steel, titanium, and other exotic metals. Radiographic film processing is conducted on some parts as a quality control test.

The wastewater treatment consists of electrolytic recovery, ion exchange, recycling, interceptor, evaporation, and stream segregation.

First Quarter

Second Quarter

Third Quarter

Fourth Quarter

To be published for this year in newspaper for Significant Non-Compliance? ___ Yes X No

Penalties this reporting Year: Assessed $ 0.00 Collected $ 0.00

For the Year Ending December 31, 2013

CITY OF PHOENIX
SIGNIFICANT INDUSTRIAL USER COMPLIANCE STATUS REPORT

NAME: Heligear Acquisition Co. – Northstar Aerospace (Phoenix)			REPORT PERIOD: 01/01/2013 through 12/31/2013
SERVICE ADDRESS: 300 South 23rd Street		MAILING ADDRESS: 300 South 23rd Street Phoenix Arizona 85034	
CATEGORICAL USER? Yes	40 CFR 433.17	LIMITS APPENDIX: E	BMR SUBMITTED: 09/06/2012
TTO CERTIFICATION DATE SUBMITTED: 12/04/2013		PERMIT EFFECTIVE: 10/01/2012	PERMIT EXPIRES: 09/30/2017
SAMPLING LOCATION VERIFIED ON: 11/05/2013		RCRA NOTICE: 10/01/2012	
SLUG CONTROL PLAN EVALUATION DATE: 11/05/2013			

	1st Quarter (Jan 1 - Mar 31)	2nd Quarter (Apr 1 - Jun 30)	3rd Quarter (Jul 1 - Sep 30)	4th Quarter (Oct 1 - Dec 31)
Number of Inspections	0	0	0	1
Number of City Sampling Days	0	2	0	3
Number of IU Sampling Days	3	3	3	3
Number of Parameter Violations	0	0	0	0
Number of Inspection Violations	0	0	0	0
Number of Reporting Violations	1	0	0	0
Number of Permit Cond. Violations	0	0	0	0
Compliance Status	I	C	C	C
Evaluated as of:	4/15/2013	8/13/2013	01/08/2014	01/27/2014

COMPLIANCE CODES: C = Compliance I = Inconsistent Compliance S = Significant Noncompliance
If company is in I or S, then the following table applies:

Quarter	Type of Violation	Date of Violation	Sample Composite or Grab	Limit Federal or City	Monitoring City or IU	Parameter	Value / Limit	Number of Measurements per Quarter
1st	Reporting	01/16/2013	N/A	N/A	N/A	Late 24-Hour Notification		

	1st Quarter (Jan 1 – Mar 31)	2nd Quarter (Apr 1 - Jun 30)	3rd Quarter (Jul 1 – Sep 30)	4th Quarter (Oct 1 - Dec 31)
Enforcement Status	A(2)	N	N	N

Enforcement Status Codes

A - Notice of Violation (NOV)
B - Administrative Order (AO)
C - Civil Action Filed
D - Criminal Action Filed
E - Pretreatment Settlement Agreement (PSA)
F - Assessment of Monetary Penalties
G - Restriction of Flow
H - Permit Revocation
I - Compliance Schedule Issued
J - Disconnection from Sewer
K - Published in Newspaper for Significant Non-Compliance (SNC) In Prior Reporting Year
L - Temporary Increase in IU Self Monitoring (TISM)
N– No Enforcement Action

For the Year Ending December 31, 2013

ENFORCEMENT SUMMARY AND COMMENTS

Company Name: Heligear Acquisition Co. – Northstar Aerospace (Phoenix)

Process Flow: 362 GPD (Average)

General Information and type of wastewater treatment

This facility performs alkaline cleaning, acid etching, non-destructive penetrant testing operations, cadmium and nickel brush plating on aluminum, steel and titanium aerospace parts. The wastewater treatment consists of ion exchange, followed by pH adjust.

First Quarter

On 01/28/13, the City became aware that the Cyanide sample collected on 12/31/2012 was not analyzed within the holding time. An NOV was issued on 02/05/2013. All requirements of the NOV were met.

On 02/05/2013, the City issued an NOV for late 24-Hour notification of failure to analyze properly. The facility was aware of the violation on 01/14/2013 and notified the City on 01/28/2013. All the requirements of the NOV were met.

Second Quarter

Third Quarter

Fourth Quarter

To be published for this year in newspaper for Significant Non-Compliance? ____ Yes X No

Penalties this reporting Year: Assessed $ 0.00 Collected $ 0.00

For the Year Ending December 31, 2013

CITY OF PHOENIX
SIGNIFICANT INDUSTRIAL USER COMPLIANCE STATUS REPORT

NAME: Holsum Bakery, Inc.			REPORT PERIOD: 01/01/2013 through 12/31/2013
SERVICE ADDRESS: 2232 West Lincoln Street		MAILING ADDRESS: 2322 West Lincoln Street Phoenix Arizona 85009	
CATEGORICAL USER? No	40 CFR Local Limits	LIMITS APPENDIX: A	BMR SUBMITTED: 10/01/1995
TTO CERTIFICATION DATE SUBMITTED: N/A		PERMIT EFFECTIVE: 10/01/2009	PERMIT EXPIRES: 06/30/2014
SAMPLING LOCATION VERIFIED ON: 12/11/2013		RCRA NOTICE: 08/21/1995	
SLUG CONTROL PLAN EVALUATION DATE: 12/11/2013			

	1st Quarter (Jan 1 - Mar 31)	2nd Quarter (Apr 1 - Jun 30)	3rd Quarter (Jul 1 - Sep 30)	4th Quarter (Oct 1 - Dec 31)
Number of Inspections	0	0	0	1
Number of City Sampling Days	0	3	3	3
Number of IU Sampling Days	1	1	1	1
Number of Parameter Violations	0	0	0	1
Number of Inspection Violations	0	0	0	0
Number of Reporting Violations	0	0	0	0
Number of Permit Cond. Violations	0	0	0	0
Compliance Status	C	C	C	I
Evaluated as of:	04/22/2013	07/18/2013	10/21/2013	01/20 /2014

COMPLIANCE CODES: C = Compliance I = Inconsistent Compliance S = Significant Noncompliance
If company is in I or S, then the following table applies:

Quarter	Type of Violation	Date of Violation	Sample Composite or Grab	Limit Federal or City	Monitoring City or IU	Parameter	Value / Limit	Number of Measurements per Quarter
4th	Instantaneous	12/16/2013	Grab	City	IU	pH	4.6/5.0 SU	12

	1st Quarter (Jan 1 – Mar 31)	2nd Quarter (Apr 1 - Jun 30)	3rd Quarter (Jul 1 – Sep 30)	4th Quarter (Oct 1 - Dec 31)
Enforcement Status	N	N	N	A, L

Enforcement Status Codes

A - Notice of Violation (NOV)
B - Administrative Order (AO)
C - Civil Action Filed
D - Criminal Action Filed
E - Pretreatment Settlement Agreement (PSA)
F - Assessment of Monetary Penalties
G - Restriction of Flow
H - Permit Revocation
I - Compliance Schedule Issued
J - Disconnection from Sewer
K - Published in Newspaper for Significant Non-Compliance (SNC) In Prior Reporting Year
L - Temporary Increase in IU Self Monitoring (TISM)
N– No Enforcement Action

ENFORCEMENT SUMMARY AND COMMENTS

Company Name: Holsum Bakery, Inc.

Process Flow: 35,644 (GPD) Average

General Information and type of wastewater treatment

The facility is an industrial bakery that mixes, bakes, and packages bread and bun products from raw bulk ingredients. Wastewater treatment consists of pH neutralization and gravity separation via grease interceptor.

First Quarter

Second Quarter

Third Quarter

Fourth Quarter

On 12/19/2013 the City issued an NOV and TISM for a pH self-monitoring violation that occurred on 12/16/2013. The City became aware of the violation on 12/17/2013. The requirements of the NOV and TISM have been met.

To be published for this year in newspaper for Significant Non-Compliance? ____ Yes X No

Penalties this reporting Year: Assessed **$ 0.00** Collected **$ 0.00**

For the Year Ending December 31, 2013

CITY OF PHOENIX
SIGNIFICANT INDUSTRIAL USER COMPLIANCE STATUS REPORT

NAME: Honeywell Engines Product Center		REPORT PERIOD: 01/01/2013 through 12/31/2013	
SERVICE ADDRESS: 111 South 34th Street		MAILING ADDRESS: P.O. Box 52181 MS 158 Phoenix Arizona 85072-2181	
CATEGORICAL USER? Yes	40 CFR 433.17	LIMITS APPENDIX: E	BMR SUBMITTED: 11/02/1983
TTO CERTIFICATION DATE SUBMITTED: 01/23/2014		PERMIT EFFECTIVE: 07/01/2012	PERMIT EXPIRES: 06/30/2017
SAMPLING LOCATION VERIFIED ON: 11/19/2013		RCRA NOTICE: 02/27/1990	
SLUG CONTROL PLAN EVALUATION DATE: 11/19/2013			

	1st Quarter (Jan 1 - Mar 31)	2nd Quarter (Apr 1 - Jun 30)	3rd Quarter (Jul 1 - Sep 30)	4th Quarter (Oct 1 - Dec 31)
Number of Inspections	0	0	0	1
Number of City Sampling Days	3	3	0	3
Number of IU Sampling Days	23	26	24	29
Number of Parameter Violations	0	0	0	0
Number of Inspection Violations	0	0	0	0
Number of Reporting Violations	0	0	0	0
Number of Permit Cond. Violations	0	0	0	0
Compliance Status	C	C	C	C
Evaluated as of:	04/22/2013	07/24/2013	10/16/2013	01/23/2014

COMPLIANCE CODES: C = Compliance I = Inconsistent Compliance S = Significant Noncompliance
If company is in I or S, then the following table applies:

Quarter	Type of Violation	Date of Violation	Sample Composite or Grab	Limit Federal or City	Monitoring City or IU	Parameter	Value / Limit	Number of Measurements per Quarter

	1st Quarter (Jan 1 – Mar 31)	2nd Quarter (Apr 1 - Jun 30)	3rd Quarter (Jul 1 – Sep 30)	4th Quarter (Oct 1 - Dec 31)
Enforcement Status	N	N	N	N

Enforcement Status Codes

A - Notice of Violation (NOV)
B - Administrative Order (AO)
C - Civil Action Filed
D - Criminal Action Filed
E - Pretreatment Settlement Agreement (PSA)
F - Assessment of Monetary Penalties
G - Restriction of Flow
H - Permit Revocation
I - Compliance Schedule Issued
J - Disconnection from Sewer
K - Published in Newspaper for Significant Non-Compliance (SNC) In Prior Reporting Year
L - Temporary Increase in IU Self Monitoring (TISM)
N– No Enforcement Action

For the Year Ending December 31, 2013

ENFORCEMENT SUMMARY AND COMMENTS

Company Name: Honeywell Engines Product Center

Process Flow: 41,122 (GPD) Average

General Information and type of wastewater treatment

Manufacturer of turbine engines that performs caustic and acid cleaning, electrolytic and electroless plating, which includes the use of Cadmium, Copper, Nickel, and Chromium plating and anodizing.

The wastewater treatment consists of stream segregation, chemical oxidation, chemical reduction, hydroxide precipitation, pH neutralization, physical separation and sedimentation.

First Quarter

Second Quarter

Third Quarter

Fourth Quarter

To be published for this year in newspaper for Significant Non-Compliance? ____ Yes X No

Penalties this reporting Year: Assessed $ 0.00 Collected $ 0.00

For the Year Ending December 31, 2013

CITY OF PHOENIX
SIGNIFICANT INDUSTRIAL USER COMPLIANCE STATUS REPORT

NAME:	Honeywell International Inc. Former Peoria Avenue Facility/EW-1		REPORT PERIOD: 01/01/2013 through 12/31/2013
SERVICE ADDRESS:	2305 West Mercer Lane	MAILING ADDRESS:	111 South 34th Street MS 158 Phoenix Arizona 85034
CATEGORICAL USER? No	40 CFR Local Limits	LIMITS APPENDIX: A	BMR SUBMITTED: 07/11/1997
TTO CERTIFICATION DATE SUBMITTED:	N/A	PERMIT EFFECTIVE: 10/01/2009	PERMIT EXPIRES: 09/30/2014
SAMPLING LOCATION VERIFIED ON:	11/12/2013	RCRA NOTICE: N/A	
SLUG CONTROL PLAN EVALUATION DATE:	11/12/2013		

	1st Quarter (Jan 1 - Mar 31)	2nd Quarter (Apr 1 - Jun 30)	3rd Quarter (Jul 1 - Sep 30)	4th Quarter (Oct 1 - Dec 31)
Number of Inspections	0	0	0	1
Number of City Sampling Days	0	2	1	1
Number of IU Sampling Days	1	1	1	1
Number of Parameter Violations	0	0	0	0
Number of Inspection Violations	0	0	0	0
Number of Reporting Violations	0	0	0	0
Number of Permit Cond. Violations	0	0	0	0
Compliance Status	C	C	C	C
Evaluated as of:	04/30/2013	07/23/2013	01/07/2014	01/22/2014

COMPLIANCE CODES: C = Compliance I = Inconsistent Compliance S = Significant Noncompliance
If company is in I or S, then the following table applies:

Quarter	Type of Violation	Date of Violation	Sample Composite or Grab	Limit Federal or City	Monitoring City or IU	Parameter	Value / Limit	Number of Measurements per Quarter

	1st Quarter (Jan 1 – Mar 31)	2nd Quarter (Apr 1 - Jun 30)	3rd Quarter (Jul 1 – Sep 30)	4th Quarter (Oct 1 - Dec 31)
Enforcement Status	N	N	N	N

Enforcement Status Codes

A - Notice of Violation (NOV)
B - Administrative Order (AO)
C - Civil Action Filed
D - Criminal Action Filed
E - Pretreatment Settlement Agreement (PSA)
F - Assessment of Monetary Penalties
G - Restriction of Flow
H - Permit Revocation
I - Compliance Schedule Issued
J - Disconnection from Sewer
K - Published in Newspaper for Significant Non-Compliance (SNC) In Prior Reporting Year
L - Temporary Increase in IU Self Monitoring (TISM)
N– No Enforcement Action

For the Year Ending December 31, 2013

ENFORCEMENT SUMMARY AND COMMENTS

Company Name: Honeywell International Inc.
Former Peoria Avenue Facility/EW-1

Process Flow: 24,931 GPD (Average)

General Information and type of wastewater treatment
This is a groundwater extraction site with no pretreatment or manufacturing processes.
First Quarter
Second Quarter
Third Quarter
Fourth Quarter

To be published for this year in newspaper for Significant Non-Compliance? ___ Yes X No

Penalties this reporting Year: Assessed **$ 0.00** Collected **$ 0.00**

For the Year Ending December 31, 2013

CITY OF PHOENIX
SIGNIFICANT INDUSTRIAL USER COMPLIANCE STATUS REPORT

NAME:	Honeywell International, Inc. - Former Peoria Avenue Facility/MW-10		REPORT PERIOD: 01/01/2013 through 12/31/2013
SERVICE ADDRESS:	2251 West Sierra Street	MAILING ADDRESS:	111 South 34th Street MS 158 Phoenix Arizona 85024
CATEGORICAL USER? No	40 CFR Local Limits	LIMITS APPENDIX: A	BMR SUBMITTED: 07/11/1997
TTO CERTIFICATION DATE SUBMITTED:	N/A	PERMIT EFFECTIVE: 10/01/2012	PERMIT EXPIRES: 09/30/2017
SAMPLING LOCATION VERIFIED ON:	11/12/2013	RCRA NOTICE: 07/11/1997	
SLUG CONTROL PLAN EVALUATION DATE:	11/12/2013		

	1st Quarter (Jan 1 - Mar 31)	2nd Quarter (Apr 1 - Jun 30)	3rd Quarter (Jul 1 - Sep 30)	4th Quarter (Oct 1 - Dec 31)
Number of Inspections	0	0	0	1
Number of City Sampling Days	0	2	1	1
Number of IU Sampling Days	1	2	1	1
Number of Parameter Violations	0	0	0	0
Number of Inspection Violations	0	0	0	0
Number of Reporting Violations	0	0	0	0
Number of Permit Cond. Violations	0	0	0	0
Compliance Status	C	C	C	C
Evaluated as of:	04/30/2013	08/14/2013	01/07/2014	02/03/2014

COMPLIANCE CODES: C = Compliance I = Inconsistent Compliance S = Significant Noncompliance
If company is in I or S, then the following table applies:

Quarter	Type of Violation	Date of Violation	Sample Composite or Grab	Limit Federal or City	Monitoring City or IU	Parameter	Value / Limit	Number of Measurements per Quarter

	1st Quarter (Jan 1 – Mar 31)	2nd Quarter (Apr 1 - Jun 30)	3rd Quarter (Jul 1 – Sep 30)	4th Quarter (Oct 1 - Dec 31)
Enforcement Status	N	N	N	N

Enforcement Status Codes

A - Notice of Violation (NOV)
B - Administrative Order (AO)
C - Civil Action Filed
D - Criminal Action Filed
E - Pretreatment Settlement Agreement (PSA)
F - Assessment of Monetary Penalties
G - Restriction of Flow
H - Permit Revocation
I - Compliance Schedule Issued
J - Disconnection from Sewer
K - Published in Newspaper for Significant Non-Compliance (SNC) In Prior Reporting Year
L - Temporary Increase in IU Self Monitoring (TISM)
N– No Enforcement Action

For the Year Ending December 31, 2013

ENFORCEMENT SUMMARY AND COMMENTS

Company Name: Honeywell International, Inc. - Former Peoria Avenue Facility/MW-10

Process Flow: 52,720 GPD (Average)

General Information and type of wastewater treatment
This is a groundwater extraction site with no pretreatment or manufacturing processes.
First Quarter
Second Quarter
Third Quarter
Fourth Quarter

To be published for this year in newspaper for Significant Non-Compliance? ____ Yes X No

Penalties this reporting Year: Assessed $ 0.00 Collected $ 0.00

For the Year Ending December 31, 2013

CITY OF PHOENIX
SIGNIFICANT INDUSTRIAL USER COMPLIANCE STATUS REPORT

NAME: Honeywell International Inc. Honeywell Aerospace - Deer Valley			REPORT PERIOD: 01/01/2013 through 12/31/2013
SERVICE ADDRESS: 21111 North 19th Avenue		MAILING ADDRESS: 21111 North 19th Avenue Phoenix Arizona 85207-2708	
CATEGORICAL USER? Yes	40 CFR 469.18	LIMITS APPENDIX: F	BMR SUBMITTED: 11/10/1983
TTO CERTIFICATION DATE SUBMITTED: 01/23/2014		PERMIT EFFECTIVE: 07/01/2009	PERMIT EXPIRES: 06/30/2014
SAMPLING LOCATION VERIFIED ON: 11/05/2013		RCRA NOTICE: 02/27/1990	
SLUG CONTROL PLAN EVALUATION DATE: 11/05/2013			

	1st Quarter (Jan 1 - Mar 31)	2nd Quarter (Apr 1 - Jun 30)	3rd Quarter (Jul 1 - Sep 30)	4th Quarter (Oct 1 - Dec 31)
Number of Inspections	0	0	0	1
Number of City Sampling Days	0	3	0	3
Number of IU Sampling Days	3	3	3	3
Number of Parameter Violations	0	0	0	0
Number of Inspection Violations	0	0	0	0
Number of Reporting Violations	0	0	0	0
Number of Permit Cond. Violations	0	0	1	0
Compliance Status	C	C	I	C
Evaluated as of:	04/25/2013	07/26/2013	10/23/2013	01/23/2014

COMPLIANCE CODES: C = Compliance I = Inconsistent Compliance S = Significant Noncompliance
If company is in I or S, then the following table applies:

Quarter	Type of Violation	Date of Violation	Sample Composite or Grab	Limit Federal or City	Monitoring City or IU	Parameter	Value / Limit	Number of Measurements per Quarter
3rd	Permit Condition	7/30/2013	N/A	N/A	N/A	Failure to Sample		

	1st Quarter (Jan 1 – Mar 31)	2nd Quarter (Apr 1 - Jun 30)	3rd Quarter (Jul 1 – Sep 30)	4th Quarter (Oct 1 - Dec 31)
Enforcement Status	N	N	A	N

Enforcement Status Codes

A - Notice of Violation (NOV)
B - Administrative Order (AO)
C - Civil Action Filed
D - Criminal Action Filed
E - Pretreatment Settlement Agreement (PSA)
F - Assessment of Monetary Penalties
G - Restriction of Flow
H - Permit Revocation
I - Compliance Schedule Issued
J - Disconnection from Sewer
K - Published in Newspaper for Significant Non-Compliance (SNC) In Prior Reporting Year
L - Temporary Increase in IU Self Monitoring (TISM)
N– No Enforcement Action

For the Year Ending December 31, 2013

ENFORCEMENT SUMMARY AND COMMENTS

Company Name: Honeywell International Inc.
Honeywell Aerospace - Deer Valley

Process Flow: 434 (GPD) Average

General Information and type of wastewater treatment
This facility assembles flight instruments, tests, evaluates, and designs components and assemblies. Process operations which result in wastewater discharge to sewer include semiconductor fabrication and glass wafer dicing. Pretreatment is limited to pH neutralization.

First Quarter

Second Quarter

Third Quarter
On 09/27/2013, an NOV was issued for failure to sample for pH; self-monitoring. All requirements of the NOV were met.

Fourth Quarter

To be published for this year in newspaper for Significant Non-Compliance? ____ Yes X No

Penalties this reporting Year: Assessed **$ 0.00** Collected **$ 0.00**

For the Year Ending December 31, 2013

CITY OF PHOENIX
SIGNIFICANT INDUSTRIAL USER COMPLIANCE STATUS REPORT

NAME:	Honeywell International, Inc. Honeywell Aerospace - Phoenix R&O		REPORT PERIOD: 01/01/2013 through 12/31/2013
SERVICE ADDRESS:	1944 East Sky Harbor Circle Northwest	MAILING ADDRESS:	1944 East Sky Harbor Circle, MS 2102-2C Phoenix Arizona 85034
CATEGORICAL USER? Yes	40 CFR 433.17	LIMITS APPENDIX: E	BMR SUBMITTED: 06/25/1992
TTO CERTIFICATION DATE SUBMITTED:	12/19/2013	PERMIT EFFECTIVE: 06/01/2011	PERMIT EXPIRES: 06/30/2013
SAMPLING LOCATION VERIFIED ON:	12/05/2013	RCRA NOTICE: 02/04/1992	
SLUG CONTROL PLAN EVALUATION DATE:	12/05/2013		

	1st Quarter (Jan 1 - Mar 31)	2nd Quarter (Apr 1 - Jun 30)	3rd Quarter (Jul 1 - Sep 30)	4th Quarter (Oct 1 - Dec 31)
Number of Inspections	0	0	0	1
Number of City Sampling Days	3	2	5	0
Number of IU Sampling Days	3	3	3	3
Number of Parameter Violations	0	0	0	0
Number of Inspection Violations	0	0	0	0
Number of Reporting Violations	0	0	0	0
Number of Permit Cond. Violations	0	0	0	0
Compliance Status	C	C	C	C
Evaluated as of:	04/22/2013	08/13/2013	01/08/2013	01/30/2014

COMPLIANCE CODES: C = Compliance I = Inconsistent Compliance S = Significant Noncompliance
If company is in I or S, then the following table applies:

Quarter	Type of Violation	Date of Violation	Sample Composite or Grab	Limit Federal or City	Monitoring City or IU	Parameter	Value / Limit	Number of Measurements per Quarter

	1st Quarter (Jan 1 – Mar 31)	2nd Quarter (Apr 1 - Jun 30)	3rd Quarter (Jul 1 – Sep 30)	4th Quarter (Oct 1 - Dec 31)
Enforcement Status	N	N	N	N

Enforcement Status Codes

A - Notice of Violation (NOV)
B - Administrative Order (AO)
C - Civil Action Filed
D - Criminal Action Filed
E - Pretreatment Settlement Agreement (PSA)
F - Assessment of Monetary Penalties
G - Restriction of Flow
H - Permit Revocation
I - Compliance Schedule Issued
J - Disconnection from Sewer
K - Published in Newspaper for Significant Non-Compliance (SNC) In Prior Reporting Year
L - Temporary Increase in IU Self Monitoring (TISM)
N– No Enforcement Action

For the Year Ending December 31, 2013

ENFORCEMENT SUMMARY AND COMMENTS

Company Name: Honeywell Mechanical Repair & Overhaul
Phoenix Repair & Overhaul

Process Flow: 20,917 GPD (Average)

General Information and type of wastewater treatment

This facility repairs and overhauls turbine engines using steam cleaning, caustic and acid cleaning, chromate conversion coating and associated operations. The wastewater treatment consists of stream segregation, chemical reduction, precipitation, flocculation sedimentation, and pH neutralization.

First Quarter

Second Quarter

Third Quarter

Fourth Quarter

To be published for this year in newspaper for Significant Non-Compliance? ____ Yes X No

Penalties this reporting Year: Assessed **$ 0.00** Collected **$ 0.00**

For the Year Ending December 31, 2013

CITY OF PHOENIX
SIGNIFICANT INDUSTRIAL USER COMPLIANCE STATUS REPORT

NAME: Hydro Aluminum North America – Extrusion Division, Plant 1		REPORT PERIOD: 01/01/2013 through 12/31/2013	
SERVICE ADDRESS: 249 South 51st Avenue		MAILING ADDRESS: 249 South 51st Avenue Phoenix Arizona 85043-3715	
CATEGORICAL USER? Yes	40 CFR 467.35	LIMITS APPENDIX: H	BMR SUBMITTED: 02/28/2003
TTO CERTIFICATION DATE SUBMITTED: N/A		PERMIT EFFECTIVE: 02/01/2013	PERMIT EXPIRES: 12/31/2017
SAMPLING LOCATION VERIFIED ON: 11/20/2013		RCRA NOTICE: 02/28/1990	
SLUG CONTROL PLAN EVALUATION DATE: 11/20/2013			

	1st Quarter (Jan 1 - Mar 31)	2nd Quarter (Apr 1 - Jun 30)	3rd Quarter (Jul 1 - Sep 30)	4th Quarter (Oct 1 - Dec 31)
Number of Inspections	0	0	0	1
Number of City Sampling Days	3	0	2	0
Number of IU Sampling Days	3	3	3	3
Number of Parameter Violations	0	0	0	0
Number of Inspection Violations	0	0	0	0
Number of Reporting Violations	0	0	0	0
Number of Permit Cond. Violations	0	0	0	0
Compliance Status	C	C	C	C
Evaluated as of:	04/25/2013	07/24/2013	10/26/20123	01/13/2014

COMPLIANCE CODES: C = Compliance I = Inconsistent Compliance S = Significant Noncompliance
If company is in I or S, then the following table applies:

Quarter	Type of Violation	Date of Violation	Sample Composite or Grab	Limit Federal or City	Monitoring City or IU	Parameter	Value / Limit	Number of Measurements per Quarter

	1st Quarter (Jan 1 – Mar 31)	2nd Quarter (Apr 1 - Jun 30)	3rd Quarter (Jul 1 – Sep 30)	4th Quarter (Oct 1 - Dec 31)
Enforcement Status	N	N	N	N

Enforcement Status Codes

A - Notice of Violation (NOV)
B - Administrative Order (AO)
C - Civil Action Filed
D - Criminal Action Filed
E - Pretreatment Settlement Agreement (PSA)
F - Assessment of Monetary Penalties
G - Restriction of Flow
H - Permit Revocation
I - Compliance Schedule Issued
J - Disconnection from Sewer
K - Published in Newspaper for Significant Non-Compliance (SNC) In Prior Reporting Year
L - Temporary Increase in IU Self Monitoring (TISM)
N– No Enforcement Action

For the Year Ending December 31, 2013

ENFORCEMENT SUMMARY AND COMMENTS

Company Name: Hydro Aluminum North America – Extrusion Division, Plant 1

Process Flow: 2,306 GPD (Average)

General Information and type of wastewater treatment
Hydro Aluminum North America - Extrusion Division, Plant 1 manufactures parts and tubing via extrusion press forming of aluminum. Pretreatment consists of physical separation, filtration and pH adjustment.
First Quarter
Second Quarter
Third Quarter
Fourth Quarter

To be published for this year in newspaper for Significant Non-Compliance? ____ Yes X No

Penalties this reporting Year: Assessed **$ 0.00** Collected **$ 0.00**

For the Year Ending December 31, 2013

CITY OF PHOENIX
SIGNIFICANT INDUSTRIAL USER COMPLIANCE STATUS REPORT

NAME: Hydro Aluminum North America – Extrusion Division, Plant 2		REPORT PERIOD: 01/01/2013 through 12/31/2013	
SERVICE ADDRESS: 50 South 49th Avenue		MAILING ADDRESS: 249 South 51st Avenue Phoenix Arizona 85043-3715	
CATEGORICAL USER? Yes	40 CFR 467.35	LIMITS APPENDIX: I	BMR SUBMITTED: 02/28/2003
TTO CERTIFICATION DATE SUBMITTED: N/A		PERMIT EFFECTIVE: 02/01/2013	PERMIT EXPIRES: 12/31/2017
SAMPLING LOCATION VERIFIED ON: 11/19/2013		RCRA NOTICE: 05/08/1997	
SLUG CONTROL PLAN EVALUATION DATE: 11/19/2013			

	1st Quarter (Jan 1 - Mar 31)	2nd Quarter (Apr 1 - Jun 30)	3rd Quarter (Jul 1 - Sep 30)	4th Quarter (Oct 1 - Dec 31)
Number of Inspections	0	0	0	1
Number of City Sampling Days	4	0	2	0
Number of IU Sampling Days	3	3	3	3
Number of Parameter Violations	0	0	0	0
Number of Inspection Violations	0	0	0	0
Number of Reporting Violations	0	0	0	0
Number of Permit Cond. Violations	0	0	0	0
Compliance Status	C	C	C	C
Evaluated as of:	04/25/2013	07/24/2013	10/26/2013	01/13/2014

COMPLIANCE CODES: C = Compliance I = Inconsistent Compliance S = Significant Noncompliance
If company is in I or S, then the following table applies:

Quarter	Type of Violation	Date of Violation	Sample Composite or Grab	Limit Federal or City	Monitoring City or IU	Parameter	Value / Limit	Number of Measurements per Quarter

	1st Quarter (Jan 1 – Mar 31)	2nd Quarter (Apr 1 - Jun 30)	3rd Quarter (Jul 1 – Sep 30)	4th Quarter (Oct 1 - Dec 31)
Enforcement Status	N	N	N	N

Enforcement Status Codes

A - Notice of Violation (NOV)
B - Administrative Order (AO)
C - Civil Action Filed
D - Criminal Action Filed
E - Pretreatment Settlement Agreement (PSA)
F - Assessment of Monetary Penalties
G - Restriction of Flow
H - Permit Revocation
I - Compliance Schedule Issued
J - Disconnection from Sewer
K - Published in Newspaper for Significant Non-Compliance (SNC) In Prior Reporting Year
L - Temporary Increase in IU Self Monitoring (TISM)
N– No Enforcement Action

For the Year Ending December 31, 2013

ENFORCEMENT SUMMARY AND COMMENTS

Company Name: Hydro Aluminum North America – Extrusion Division, Plant 2

Process Flow: 3,500 GPD (Average)

General Information and type of wastewater treatment
Hydro Aluminum North America - Extrusion Division, Plant 2 manufactures aluminum parts and tubing via extrusion press forming. Pretreatment consists of wastestream segregation, physical separation, filtration and pH adjustment, a compliance sampling point as well as an evaporator.
First Quarter
Second Quarter
Third Quarter
Fourth Quarter

To be published for this year in newspaper for Significant Non-Compliance? ____ Yes X No

Penalties this reporting Year: Assessed **$ 0.00** Collected **$ 0.00**

For the Year Ending December 31, 2013

CITY OF PHOENIX
SIGNIFICANT INDUSTRIAL USER COMPLIANCE STATUS REPORT

NAME: Hydro Aluminum North America – Remelt Division		REPORT PERIOD: 01/01/2013 through 12/31/2013	
SERVICE ADDRESS: 249 South 51st Avenue		MAILING ADDRESS: 249 South 51st Avenue Phoenix Arizona 85043-3715	
CATEGORICAL USER? Yes	40 CFR 467.35	LIMITS APPENDIX: G	BMR SUBMITTED: 02/28/2003
TTO CERTIFICATION DATE SUBMITTED: N/A		PERMIT EFFECTIVE: 02/01/2013	PERMIT EXPIRES: 12/31/2017
SAMPLING LOCATION VERIFIED ON: 11/19/2013		RCRA NOTICE: 02/28/1990	
SLUG CONTROL PLAN EVALUATION DATE: 11/19/2013			

	1st Quarter (Jan 1 - Mar 31)	2nd Quarter (Apr 1 - Jun 30)	3rd Quarter (Jul 1 - Sep 30)	4th Quarter (Oct 1 - Dec 31)
Number of Inspections	0	0	1	1
Number of City Sampling Days	3	0	2	0
Number of IU Sampling Days	3	3	3	3
Number of Parameter Violations	0	0	0	0
Number of Inspection Violations	0	0	0	0
Number of Reporting Violations	0	0	0	0
Number of Permit Cond. Violations	0	0	0	0
Compliance Status	C	C	C	C
Evaluated as of:	04/25/2013	07/24/2013	10/26/2013	01/13/2014

COMPLIANCE CODES: C = Compliance I = Inconsistent Compliance S = Significant Noncompliance
If company is in I or S, then the following table applies:

Quarter	Type of Violation	Date of Violation	Sample Composite or Grab	Limit Federal or City	Monitoring City or IU	Parameter	Value / Limit	Number of Measurements per Quarter

	1st Quarter (Jan 1 – Mar 31)	2nd Quarter (Apr 1 - Jun 30)	3rd Quarter (Jul 1 – Sep 30)	4th Quarter (Oct 1 - Dec 31)
Enforcement Status	N	N	N	N

Enforcement Status Codes

A - Notice of Violation (NOV)
B - Administrative Order (AO)
C - Civil Action Filed
D - Criminal Action Filed
E - Pretreatment Settlement Agreement (PSA)
F - Assessment of Monetary Penalties
G - Restriction of Flow
H - Permit Revocation
I - Compliance Schedule Issued
J - Disconnection from Sewer
K - Published in Newspaper for Significant Non-Compliance (SNC) In Prior Reporting Year
L - Temporary Increase in IU Self Monitoring (TISM)
N– No Enforcement Action

ENFORCEMENT SUMMARY AND COMMENTS

Company Name: Hydro Aluminum North America - Remelt Division

Process Flow: 7,300

General Information and type of wastewater treatment
Hydro Aluminum North America - Remelt Division (HANA-Remelt) is a foundry/cast house that performs direct chill casting and homogenizing of aluminum billets. The pretreatment consists of physical separation, emulsion breaking and filtration.
First Quarter
Second Quarter
Third Quarter
Fourth Quarter

To be published for this year in newspaper for Significant Non-Compliance? ____ Yes X No

Penalties this reporting Year: Assessed **$ 0.00** Collected **$ 0.00**

For the Year Ending December 31, 2013

CITY OF PHOENIX
SIGNIFICANT INDUSTRIAL USER COMPLIANCE STATUS REPORT

NAME: IASIS Healthcare - St. Luke's Medical Center			REPORT PERIOD: 01/01/2013 through 12/31/2013
SERVICE ADDRESS: 1800 East Van Buren Street		MAILING ADDRESS:	IASIS Healthcare Plant/Environmental Services 1800 East Van Buren Street Phoenix Arizona 85006-3742
CATEGORICAL USER? No	40 CFR Local Limits	LIMITS APPENDIX: A	BMR SUBMITTED: N/A
TTO CERTIFICATION DATE SUBMITTED: N/A		PERMIT EFFECTIVE: 01/01/2010	PERMIT EXPIRES: 12/31/2014
SAMPLING LOCATION VERIFIED ON: 12/11/2013		RCRA NOTICE: 12/28/1990	
SLUG CONTROL PLAN EVALUATION DATE: 12/11/2013			

	1st Quarter (Jan 1 - Mar 31)	2nd Quarter (Apr 1 - Jun 30)	3rd Quarter (Jul 1 - Sep 30)	4th Quarter (Oct 1 - Dec 31)
Number of Inspections	0	0	0	1
Number of City Sampling Days	0	3	3	0
Number of IU Sampling Days	3	3	3	3
Number of Parameter Violations	0	0	0	0
Number of Inspection Violations	0	0	0	0
Number of Reporting Violations	1	0	1	0
Number of Permit Cond. Violations	0	0	0	0
Compliance Status	I	C	I	C
Evaluated as of:	04/25/2013	07/29/2013	11/21/2013	01/27/2014

COMPLIANCE CODES: C = Compliance I = Inconsistent Compliance S = Significant Noncompliance
If company is in I or S, then the following table applies:

Quarter	Type of Violation	Date of Violation	Sample Composite or Grab	Limit Federal or City	Monitoring City or IU	Parameter	Value / Limit	Number of Measurements per Quarter
1st	Reporting	01/29/2013	N/A	N/A	N/A	Late SMR		
3rd	Reporting	07/29/2013	N/A	N/A	N/A	Late SMR		

	1st Quarter (Jan 1 – Mar 31)	2nd Quarter (Apr 1 - Jun 30)	3rd Quarter (Jul 1 – Sep 30)	4th Quarter (Oct 1 - Dec 31)
Enforcement Status	A	N	A	N

Enforcement Status Codes

A - Notice of Violation (NOV)
B - Administrative Order (AO)
C - Civil Action Filed
D - Criminal Action Filed
E - Pretreatment Settlement Agreement (PSA)
F - Assessment of Monetary Penalties
G - Restriction of Flow
H - Permit Revocation
I - Compliance Schedule Issued
J - Disconnection from Sewer
K - Published in Newspaper for Significant Non-Compliance (SNC) In Prior Reporting Year
L - Temporary Increase in IU Self Monitoring (TISM)
N– No Enforcement Action

For the Year Ending December 31, 2013

ENFORCEMENT SUMMARY AND COMMENTS

Company Name: IASIS Healthcare -St. Luke's Medical Center

Process Flow: 27,104 (GPD) Average

General Information and type of wastewater treatment

The facility conducts normal hospital operations with digital X-ray. The wastewater pretreatment consists of physical separation of food grease for the kitchen.

First Quarter

On 02/01/2013, an NOV was issued for submitting the December 2012 self-monitoring report late which was due on 01/28/2013. The SMR was received on 01/30/2013; 2 days late. All requirements of the NOV were met.

Second Quarter

Third Quarter

On 08/01/2013, an NOV was issued for submitting a late self-monitoring report which was due on 07/28/2013. The SMR was received on 07/29/2013; 1 day late. All requirements of the NOV were met.

Fourth Quarter

To be published for this year in newspaper for Significant Non-Compliance? ____ Yes X No

Penalties this reporting Year: Assessed **$ 0.00** Collected **$ 0.00**

CITY OF PHOENIX
SIGNIFICANT INDUSTRIAL USER COMPLIANCE STATUS REPORT

NAME: John C. Lincoln Hospital Deer Valley		REPORT PERIOD: 01/01/2013 through 12/31/2013	
SERVICE ADDRESS: 19829 North 27th Avenue		MAILING ADDRESS: 19829 North 27th Avenue Phoenix Arizona 85027	
CATEGORICAL USER? No	40 CFR Local Limits	LIMITS APPENDIX: A	BMR SUBMITTED: 12/28/1990
TTO CERTIFICATION DATE SUBMITTED: N/A		PERMIT EFFECTIVE: 07/01/2012	PERMIT EXPIRES: 06/30/2017
SAMPLING LOCATION VERIFIED ON: 11/25/2013		RCRA NOTICE: 12/28/1990	
SLUG CONTROL PLAN EVALUATION DATE: 11/25/2013			

	1st Quarter (Jan 1 - Mar 31)	2nd Quarter (Apr 1 - Jun 30)	3rd Quarter (Jul 1 - Sep 30)	4th Quarter (Oct 1 - Dec 31)
Number of Inspections	0	0	0	1
Number of City Sampling Days	0	3	0	2
Number of IU Sampling Days	1	1	1	1
Number of Parameter Violations	0	0	0	0
Number of Inspection Violations	0	0	0	0
Number of Reporting Violations	0	0	0	0
Number of Permit Cond. Violations	0	0	0	0
Compliance Status	C	C	C	C
Evaluated as of:	04/26/2013	07/26/2013	10/26/2013	01/28/2014

COMPLIANCE CODES: C = Compliance I = Inconsistent Compliance S = Significant Noncompliance
If company is in I or S, then the following table applies:

Quarter	Type of Violation	Date of Violation	Sample Composite or Grab	Limit Federal or City	Monitoring City or IU	Parameter	Value / Limit	Number of Measurements per Quarter

	1st Quarter (Jan 1 – Mar 31)	2nd Quarter (Apr 1 - Jun 30)	3rd Quarter (Jul 1 – Sep 30)	4th Quarter (Oct 1 - Dec 31)
Enforcement Status	N	N	N	N

Enforcement Status Codes

A - Notice of Violation (NOV)
B - Administrative Order (AO)
C - Civil Action Filed
D - Criminal Action Filed
E - Pretreatment Settlement Agreement (PSA)
F - Assessment of Monetary Penalties
G - Restriction of Flow
H - Permit Revocation
I - Compliance Schedule Issued
J - Disconnection from Sewer
K - Published in Newspaper for Significant Non-Compliance (SNC) In Prior Reporting Year
L - Temporary Increase in IU Self Monitoring (TISM)
N– No Enforcement Action

For the Year Ending December 31, 2013

ENFORCEMENT SUMMARY AND COMMENTS

Company Name: John C. Lincoln Hospital - Deer Valley

Process Flow: 50, 475 GPD (Average)

General Information and type of wastewater treatment
John C. Lincoln Hospital – Deer Valley is a 203-bed, not-for-profit, full service hospital. Services include an emergency department, cardiac care, inpatient and outpatient surgery, oncology, an orthopedic unit, medical imaging and pediatrics. The wastewater treatment consists of wastestream segregation and physical separation. A three compartment Grease Interceptor pre-treats the discharge from the kitchen.
First Quarter
Second Quarter
Third Quarter
Fourth Quarter

To be published for this year in newspaper for Significant Non-Compliance? ____ Yes X No

Penalties this reporting Year: Assessed **$ 0.00** Collected **$ 0.00**

For the Year Ending December 31, 2013

CITY OF PHOENIX
SIGNIFICANT INDUSTRIAL USER COMPLIANCE STATUS REPORT

NAME: John C. Lincoln Hospital North Mountain		REPORT PERIOD: 01/01/2013 through 12/31/2013	
SERVICE ADDRESS: 250 East Dunlap Avenue		MAILING ADDRESS: 250 East Dunlap Avenue Phoenix Arizona 85020	
CATEGORICAL USER? No	40 CFR Local Limits	LIMITS APPENDIX: A	BMR SUBMITTED: 12/28/1990
TTO CERTIFICATION DATE SUBMITTED: NA		PERMIT EFFECTIVE: 04/01/2012	PERMIT EXPIRES: 03/31/2017
SAMPLING LOCATION VERIFIED ON: 11/25/2013		RCRA NOTICE: 12/28/1990	
SLUG CONTROL PLAN EVALUATION DATE: 11/25/2013			

	1st Quarter (Jan 1 - Mar 31)	2nd Quarter (Apr 1 - Jun 30)	3rd Quarter (Jul 1 - Sep 30)	4th Quarter (Oct 1 - Dec 31)
Number of Inspections	0	0	0	1
Number of City Sampling Days	0	3	0	3
Number of IU Sampling Days	1	1	1	1
Number of Parameter Violations	0	0	0	0
Number of Inspection Violations	0	0	0	0
Number of Reporting Violations	0	0	0	0
Number of Permit Cond. Violations	0	0	0	0
Compliance Status	C	C	C	C
Evaluated as of:	04/26/2013	07/26/2013	10/26/2013	1/28/2014

COMPLIANCE CODES: C = Compliance I = Inconsistent Compliance S = Significant Noncompliance
If company is in I or S, then the following table applies:

Quarter	Type of Violation	Date of Violation	Sample Composite or Grab	Limit Federal or City	Monitoring City or IU	Parameter	Value / Limit	Number of Measurements per Quarter

	1st Quarter (Jan 1 – Mar 31)	2nd Quarter (Apr 1 - Jun 30)	3rd Quarter (Jul 1 – Sep 30)	4th Quarter (Oct 1 - Dec 31)
Enforcement Status	N	N	N	N

Enforcement Status Codes

A - Notice of Violation (NOV)
B - Administrative Order (AO)
C - Civil Action Filed
D - Criminal Action Filed
E - Pretreatment Settlement Agreement (PSA)
F - Assessment of Monetary Penalties
G - Restriction of Flow
H - Permit Revocation
I - Compliance Schedule Issued
J - Disconnection from Sewer
K - Published in Newspaper for Significant Non-Compliance (SNC) In Prior Reporting Year
L - Temporary Increase in IU Self Monitoring (TISM)
N– No Enforcement Action

For the Year Ending December 31, 2013

ENFORCEMENT SUMMARY AND COMMENTS

Company Name: John C. Lincoln Hospital North Mountain

Process Flow: 145,945 GPD (Average)

General Information and type of wastewater treatment

John C. Lincoln Hospital North Mountain is a 262-bed, acute care hospital. It is the first hospital in the Phoenix area to be designated a Magnet Hospital. Services include an Emergency and Level I Trauma Center, critical care, inpatient and outpatient surgery, oncology, an orthopedic unit, diagnostic imaging and outpatient therapy.

The wastewater peretreatment consists of wastestream segregation and physical separation. A 3-compartment grease interceptor pretreats wastewater from the kitchen.

First Quarter

Second Quarter

Third Quarter

Fourth Quarter

To be published for this year in newspaper for Significant Non-Compliance? ___ Yes X No

Penalties this reporting Year: Assessed $ 0.00 Collected $ 0.00

For the Year Ending December 31, 2013

CITY OF PHOENIX
SIGNIFICANT INDUSTRIAL USER COMPLIANCE STATUS REPORT

NAME: Kerr West Plating, Inc.		REPORT PERIOD: 01/01/2013 through 12/31/2013	
SERVICE ADDRESS: 4737 North 43rd Avenue Suite 3		MAILING ADDRESS: 4737 North 43rd Avenue, Suite 3 Phoenix Arizona 85031	
CATEGORICAL USER? Yes	40 CFR 433.17	LIMITS APPENDIX: E	BMR SUBMITTED: 02/23/1988
TTO CERTIFICATION DATE SUBMITTED: 12/28/2013		PERMIT EFFECTIVE: 07/01/2009	PERMIT EXPIRES: 06/30/2014
SAMPLING LOCATION VERIFIED ON: 08/07/2013		RCRA NOTICE: 02/28/1990	
SLUG CONTROL PLAN EVALUATION DATE: 08/07/2013			

	1st Quarter (Jan 1 - Mar 31)	2nd Quarter (Apr 1 - Jun 30)	3rd Quarter (Jul 1 - Sep 30)	4th Quarter (Oct 1 - Dec 31)
Number of Inspections	0	0	1	0
Number of City Sampling Days	2	4	0	2
Number of IU Sampling Days	3	3	3	3
Number of Parameter Violations	0	0	0	0
Number of Inspection Violations	0	0	0	0
Number of Reporting Violations	0	0	0	0
Number of Permit Cond. Violations	0	0	0	0
Compliance Status	C	C	C	C
Evaluated as of:	04/27/2013	07/26/2013	10/28/2013	01/28/2014

COMPLIANCE CODES: C = Compliance I = Inconsistent Compliance S = Significant Noncompliance
If company is in I or S, then the following table applies:

Quarter	Type of Violation	Date of Violation	Sample Composite or Grab	Limit Federal or City	Monitoring City or IU	Parameter	Value / Limit	Number of Measurements per Quarter

	1st Quarter (Jan 1 – Mar 31)	2nd Quarter (Apr 1 - Jun 30)	3rd Quarter (Jul 1 – Sep 30)	4th Quarter (Oct 1 - Dec 31)
Enforcement Status	N	N	N	N

Enforcement Status Codes

A - Notice of Violation (NOV)
B - Administrative Order (AO)
C - Civil Action Filed
D - Criminal Action Filed
E - Pretreatment Settlement Agreement (PSA)
F - Assessment of Monetary Penalties
G - Restriction of Flow
H - Permit Revocation
I - Compliance Schedule Issued
J - Disconnection from Sewer
K - Published in Newspaper for Significant Non-Compliance (SNC) In Prior Reporting Year
L - Temporary Increase in IU Self Monitoring (TISM)
N– No Enforcement Action

For the Year Ending December 31, 2013

ENFORCEMENT SUMMARY AND COMMENTS

Company Name: Kerr West Plating, Inc.

Process Flow: 1,200 (GPD) Average

General Information and type of wastewater treatment
The facility performs silver, nickel, copper and chrome plating of various metals and plastics. Pretreatment consists of process controls including the use of dead rinse tanks following plating baths and automatic timed spray rinsing.
First Quarter
Second Quarter
Third Quarter
Fourth Quarter

To be published for this year in newspaper for Significant Non-Compliance? ____ Yes X No

Penalties this reporting Year: Assessed $ 0.00 Collected $ 0.00

For the Year Ending December 31, 2013

CITY OF PHOENIX
SIGNIFICANT INDUSTRIAL USER COMPLIANCE STATUS REPORT

NAME: Layne Christiansen Company Water Technologies Division			REPORT PERIOD: 01/01/2013 through 12/31/2013
SERVICE ADDRESS: 3804 East Watkins Street		MAILING ADDRESS: 3804 East Watkins Street Phoenix Arizona 85034-7265	
CATEGORICAL USER? Yes	40 CFR 437.16	LIMITS APPENDIX: N	BMR SUBMITTED: 11/27/2011
TTO CERTIFICATION DATE SUBMITTED: N/A		PERMIT EFFECTIVE: 04/01/2012	PERMIT EXPIRES: 03/31/2017
SAMPLING LOCATION VERIFIED ON: 10/08/2013		RCRA NOTICE: 03/29/2012	
SLUG CONTROL PLAN EVALUATION DATE: 10/08/2013			

	1st Quarter (Jan 1 - Mar 31)	2nd Quarter (Apr 1 - Jun 30)	3rd Quarter (Jul 1 - Sep 30)	4th Quarter (Oct 1 - Dec 31)
Number of Inspections	0	0	0	1
Number of City Sampling Days	1	1	3	0
Number of IU Sampling Days	6	7	7	6
Number of Parameter Violations	1	0	0	1
Number of Inspection Violations	0	0	0	0
Number of Reporting Violations	1	0	0	0
Number of Permit Cond. Violations	0	0	0	0
Compliance Status	I	C	C	I
Evaluated as of:	04/24/2013	07/23/2013	10/23/2013	01/20/2014

COMPLIANCE CODES: C = Compliance I = Inconsistent Compliance S = Significant Noncompliance
If company is in I or S, then the following table applies:

Quarter	Type of Violation	Date of Violation	Sample Composite or Grab	Limit Federal or City	Monitoring City or IU	Parameter	Value / Limit	Number of Measurements per Quarter
1st	Daily Limit	02/14/2013	Composite	Federal	IU	Arsenic	0.18/0.13 mg/L	6
1st	Reporting	02/15/2013	N/A	N/A	N/A	24-Hour Notification		
4th	Instantaneous	11/08/2013	Grab	City	IU	pH	12.0/10.5 SU	12

	1st Quarter (Jan 1 – Mar 31)	2nd Quarter (Apr 1 - Jun 30)	3rd Quarter (Jul 1 – Sep 30)	4th Quarter (Oct 1 - Dec 31)
Enforcement Status	N	A (3), L(2)	N	A,L

Enforcement Status Codes

A - Notice of Violation (NOV)
B - Administrative Order (AO)
C - Civil Action Filed
D - Criminal Action Filed
E - Pretreatment Settlement Agreement (PSA)
F - Assessment of Monetary Penalties
G - Restriction of Flow
H - Permit Revocation
I - Compliance Schedule Issued
J - Disconnection from Sewer
K - Published in Newspaper for Significant Non-Compliance (SNC) In Prior Reporting Year
L - Temporary Increase in IU Self Monitoring (TISM)
N– No Enforcement Action

For the Year Ending December 31, 2013

ENFORCEMENT SUMMARY AND COMMENTS

Company Name: Layne Christiansen Company
Water Technologies Division

Process Flow: 4748 (GPD) Average

General Information and type of wastewater treatment

The facility performs regeneration of arsenic-laden media. Pretreatment consists of pH adjustment, precipitation and adsorption with ferric chloride. Wastewater is then circulated through a disc filter to remove arsenic and other solids.

First Quarter

Second Quarter

On 03/18/2013, the City became aware of an effluent violation for Arsenic which occurred on 02/14/2013. On 05/01/2013, an NOV and TISMs were issued for the Arsenic effluent violation. All NOV and TISM requirements have been met.

On 05/01/2013, an NOV was issued for failure to report an effluent violation for Arsenic within 24-hours. The 24-hour notification violation occurred on 02/15/2013 and the City became aware of the violation on 03/22/2013, upon receipt of the February 2013-SMR. All NOV requirements have been met.

On 05/07/2013, an NOV and TISMs were issued for an effluent violation for Cadmium. The violation occurred on 08/28/2012; during the preceding pretreatment year, but was not discovered until 04/2013. All NOV and TISM requirements have been met.

Third Quarter

Fourth Quarter

On 11/08/2013, the City became aware of and issued a Field NOV for a pH violation. On 11/14/2013, TISMs were issued for the pH effluent violation. All requirements NOV and TISM requirements have been met.

To be published for this year in newspaper for Significant Non-Compliance? ____ Yes X No

Penalties this reporting Year: Assessed $ 0.00 Collected $ 0.00

For the Year Ending December 31, 2013

CITY OF PHOENIX
SIGNIFICANT INDUSTRIAL USER COMPLIANCE STATUS REPORT

NAME: Liquid Environmental Solutions of Arizona LLC			REPORT PERIOD: 01/01/2013 through 12/31/2013
SERVICE ADDRESS: 5159 West Van Buren Street		MAILING ADDRESS: 5159 West Van Buren Street Phoenix Arizona 85043	
CATEGORICAL USER? Yes	40 CFR 437.46	LIMITS APPENDIX: Q	BMR SUBMITTED: 11/01/2003
TTO CERTIFICATION DATE SUBMITTED: N/A		PERMIT EFFECTIVE: 01/15/2014	PERMIT EXPIRES: 01/31/2015
SAMPLING LOCATION VERIFIED ON: 01/14/2014		RCRA NOTICE: 06/06/1996	
SLUG CONTROL PLAN EVALUATION DATE: 12/19/2013			

	1st Quarter (Jan 1 - Mar 31)	2nd Quarter (Apr 1 - Jun 30)	3rd Quarter (Jul 1 - Sep 30)	4th Quarter (Oct 1 - Dec 31)
Number of Inspections	6	0	0	1
Number of City Sampling Days	10	3	0	4
Number of IU Sampling Days	12	9	7	6
Number of Parameter Violations	2	0	0	0
Number of Inspection Violations	0	0	0	0
Number of Reporting Violations	0	0	0	0
Number of Permit Cond. Violations	15	0	0	0
Compliance Status	I	C	C	C
Evaluated as of:	04/25/2013	07/28/2013	10/25/2013	01/23/2014

COMPLIANCE CODES: C = Compliance I = Inconsistent Compliance S = Significant Noncompliance
If company is in I or S, then the following table applies:

Quarter	Type of Violation	Date of Violation	Sample Composite or Grab	Limit Federal or City	Monitoring City or IU	Parameter	Value / Limit	Number of Measurements per Quarter
1st	Permit Condition	12/31/2012	N/A	N/A	N/A	Semi-Volatile Organics	Method Criteria Not Met	
1st	Permit Condition	12/31/2012	N/A	N/A	N/A	Semi-Volatile Organics	Method Criteria Not Met	
1st	Effluent Daily	03/01/2013	Composite	Federal	City	Titanium	0.112/0.0947 mg/L	6
1st	Effluent Monthly	03/31/2013	Composite	Federal	City	Titanium	0.0625/0.0618 mg/L	3
1st	Permit Condition	03/31/2013	N/A	N/A	City	Cyanide	Sample Hold Time Exceeded	

	1st Quarter (Jan 1 – Mar 31)	2nd Quarter (Apr 1 - Jun 30)	3rd Quarter (Jul 1 – Sep 30)	4th Quarter (Oct 1 - Dec 31)
Enforcement Status	A (2), E, F	A(2), L	N	N

Enforcement Status Codes

A - Notice of Violation (NOV)
B - Administrative Order (AO)
C - Civil Action Filed
D - Criminal Action Filed
E - Pretreatment Settlement Agreement (PSA)
F - Assessment of Monetary Penalties
G - Restriction of Flow
H - Permit Revocation
I - Compliance Schedule Issued
J - Disconnection from Sewer
K - Published in Newspaper for Significant Non-Compliance (SNC) In Prior Reporting Year
L - Temporary Increase in IU Self Monitoring (TISM)
N– No Enforcement Action

For the Year Ending December 31, 2013

ENFORCEMENT SUMMARY AND COMMENTS

Company Name: Liquid Environmental Solutions of Arizona LLC

Process Flow: 66,530 (GPD) Average

General Information and type of wastewater treatment

Liquid Environmental Solutions is a Centralized Waste Treatment facility receiving and treating non-hazardous liquid waste. Treatment includes wastestream segregation, physical separation, emulsion breaking, dissolved air flotation, chemical precipitation, pH adjustment, biologically active aerated treatment, and a lamella clarifier.

First Quarter

On 12/31/2012 an Administrative Order (AO) was issued by the City requiring the facility to implement a maximum acceptance limit of 35 µg/L Benzene for incoming liquid wastes. The AO also requires weekly sampling for all EPA 624 analytes. The AO was issued due to repeated Benzene violations and the facility's inability to perform biological treatment of organics following structural failure and subsequent removal of the last remaining trickling filter in 08/2012. A Biologically Active Aeration Tank (BAAT) was installed and became operational on 01/20/2013. Following successful stepped demonstration of BAAT treatment capability for organics, the Administrative Order of 12/31/2012 was terminated on 03/13/2013 allowing LES to accept incoming liquid wastes with a benzene concentration 500 µg/L.

Lab reports included with the December 2012 SMR showed that the facility did not meet analytical method criteria for the following seven parameters: 2,4,6-Trichlorophenol, Bis(2-ethyhexyl)phthalate, Carbazole, Fluoranthene, n-Decane, n-Octadecane, o-Cresol. The facility is required to sample for each parameter twice monthly, and although the facility sampled five times during December, none of the samples met the method criteria for reporting. This resulted in a total of 14 violations. The City was aware of the violations on 01/24/2013 and two NOV documents were issued on 01/29/2013- one for each required sampling date. The requirements of the enforcement actions were completed on 04/12/2013.

A Show Cause Hearing was held on 02/05/2013 to discuss Benzene, pH, and Permit Conditions violations which occurred during 2012. Monetary penalties of $25,000 were assessed during the hearing and were collected on 03/04/2013. The Pretreatment Settlement Agreement was published in the Arizona Republic newspaper on 03/14/2013.

Second Quarter

On 04/19/2013 City staff issued an NOV and TISM for effluent violations for exceeding daily and monthly Titanium limits. These violations were a result of City sampling performed on 03/01/2013; the sampling performed on 03/01/2013 and 03/13/2013 resulted in a violation of the monthly average. On 05/15/2013 and 05/31/2013 LES was required to revise and resubmit the NOV response reports because the reports submitted on 05/01/2013 and 05/10/2013 were insufficient. An acceptable NOV response report was submitted on 06/12/2013; all conditions of the NOV were met on 06/24/2013.

On 05/06/2013 City staff issued an NOV for a permit condition violation for exceeding the holding time for cyanide analysis. The violation was a result of LES sampling performed on 03/15/2013. City staff became aware of the violation on 04/28/2013; all conditions of the NOV were met on 06/03/2013.

Third Quarter

Fourth Quarter

To be published for this year in newspaper for Significant Non-Compliance? ____ Yes **X** No

Penalties this reporting Year: Assessed **$ 25,000.00** Collected **$ 25,000.00**

CITY OF PHOENIX
SIGNIFICANT INDUSTRIAL USER COMPLIANCE STATUS REPORT

NAME: Maricopa Integrated Health System		REPORT PERIOD: 01/01/2013 through 12/31/2013	
SERVICE ADDRESS: 2601 East Roosevelt Street		MAILING ADDRESS: 2601 East Roosevelt Street Phoenix, Arizona 85008	
CATEGORICAL USER? No	40 CFR Local Limits	LIMITS APPENDIX: A	BMR SUBMITTED: 12/28/1990
TTO CERTIFICATION DATE SUBMITTED: N/A		PERMIT EFFECTIVE: 04/01/2012	PERMIT EXPIRES: 12/31/2016
SAMPLING LOCATION VERIFIED ON: 11/12/2013		RCRA NOTICE: 12/28/1990	
SLUG CONTROL PLAN EVALUATION DATE: 1/12/2013			

	1st Quarter (Jan 1 - Mar 31)	2nd Quarter (Apr 1 - Jun 30)	3rd Quarter (Jul 1 - Sep 30)	4th Quarter (Oct 1 - Dec 31)
Number of Inspections	0	0	0	1
Number of City Sampling Days	0	3	0	3
Number of IU Sampling Days	3	3	3	3
Number of Parameter Violations	0	0	0	0
Number of Inspection Violations	0	0	0	0
Number of Reporting Violations	0	1	0	0
Number of Permit Cond. Violations	0	0	0	0
Compliance Status	C	I	C	C
Evaluated as of:	04/18/2013	8/13/2013	01/08/2014	01/28/2014

COMPLIANCE CODES: C = Compliance I = Inconsistent Compliance S = Significant Noncompliance
If company is in I or S, then the following table applies:

Quarter	Type of Violation	Date of Violation	Sample Composite or Grab	Limit Federal or City	Monitoring City or IU	Parameter	Value / Limit	Number of Measurements per Quarter
2nd	Reporting	05/29/2013	N/A	N/A	N/A	Late SMR		

	1st Quarter (Jan 1 – Mar 31)	2nd Quarter (Apr 1 - Jun 30)	3rd Quarter (Jul 1 – Sep 30)	4th Quarter (Oct 1 - Dec 31)
Enforcement Status	N	A	N	N

Enforcement Status Codes

A - Notice of Violation (NOV)
B - Administrative Order (AO)
C - Civil Action Filed
D - Criminal Action Filed
E - Pretreatment Settlement Agreement (PSA)
F - Assessment of Monetary Penalties
G - Restriction of Flow
H - Permit Revocation
I - Compliance Schedule Issued
J - Disconnection from Sewer
K - Published in Newspaper for Significant Non-Compliance (SNC) In Prior Reporting Year
L - Temporary Increase in IU Self Monitoring (TISM)
N– No Enforcement Action

ENFORCEMENT SUMMARY AND COMMENTS

Company Name: Maricopa Integrated Health System

Process Flow: 189,598 GPD (Average)

General Information and type of wastewater treatment

This is a large, full service hospital and medical complex. Wastewater treatment is a three stage interceptor after the cafeteria and physical separation.

First Quarter

Second Quarter

On 06/03/2013, an NOV was issued for submitting a late SMR which was due on 05/28/2013. The SMR was received on 05/29/2013 ; one day late. All requirements of the NOV were met.

Third Quarter

Fourth Quarter

To be published for this year in newspaper for Significant Non-Compliance? ____ Yes X No

Penalties this reporting Year: Assessed $ 0.00 Collected $ 0.00

For the Year Ending December 31, 2013

CITY OF PHOENIX
SIGNIFICANT INDUSTRIAL USER COMPLIANCE STATUS REPORT

NAME: Marlyn Nutraceuticals Inc. - Naturally Vitamins, Inc.			REPORT PERIOD: 01/01/2013 through 12/31/2013
SERVICE ADDRESS: 4404 East Elwood Street		MAILING ADDRESS: 4404 East Elwood Street Phoenix Arizona 85040-1909	
CATEGORICAL USER? Yes	40 CFR 439.47	LIMITS APPENDIX: L	BMR SUBMITTED: 01/2001
TTO CERTIFICATION DATE SUBMITTED: N/A		PERMIT EFFECTIVE: 12/01/2013	PERMIT EXPIRES: 03/31/2016
SAMPLING LOCATION VERIFIED ON: 09/11/2013		RCRA NOTICE: 04/12/2001	
SLUG CONTROL PLAN EVALUATION DATE: 09/11/2013			

	1st Quarter (Jan 1 - Mar 31)	2nd Quarter (Apr 1 - Jun 30)	3rd Quarter (Jul 1 - Sep 30)	4th Quarter (Oct 1 - Dec 31)
Number of Inspections	0	0	1	0
Number of City Sampling Days	4	0	0	4
Number of IU Sampling Days	1	1	1	1
Number of Parameter Violations	0	0	0	0
Number of Inspection Violations	0	0	0	0
Number of Reporting Violations	0	0	0	0
Number of Permit Cond. Violations	0	0	0	0
Compliance Status	C	C	C	C
Evaluated as of:	04/29/2013	07/18/2013	10/17/2013	01/15/2014

COMPLIANCE CODES: C = Compliance I = Inconsistent Compliance S = Significant Noncompliance
If company is in I or S, then the following table applies:

Quarter	Type of Violation	Date of Violation	Sample Composite or Grab	Limit Federal or City	Monitoring City or IU	Parameter	Value / Limit	Number of Measurements per Quarter

	1st Quarter (Jan 1 – Mar 31)	2nd Quarter (Apr 1 - Jun 30)	3rd Quarter (Jul 1 – Sep 30)	4th Quarter (Oct 1 - Dec 31)
Enforcement Status	N	N	N	N

Enforcement Status Codes

A - Notice of Violation (NOV)
B - Administrative Order (AO)
C - Civil Action Filed
D - Criminal Action Filed
E - Pretreatment Settlement Agreement (PSA)
F - Assessment of Monetary Penalties
G - Restriction of Flow
H - Permit Revocation
I - Compliance Schedule Issued
J - Disconnection from Sewer
K - Published in Newspaper for Significant Non-Compliance (SNC) In Prior Reporting Year
L - Temporary Increase in IU Self Monitoring (TISM)
N– No Enforcement Action

For the Year Ending December 31, 2013

ENFORCEMENT SUMMARY AND COMMENTS

Company Name: Marlyn Nutraceuticals Inc. - Naturally Vitamins, Inc.

Process Flow: 2361 (GPD) Average

General Information and type of wastewater treatment

This Facility mixes and packages vitamins and supplements.

No wastewater treatment is performed prior to discharge.

First Quarter

Second Quarter

Third Quarter

Fourth Quarter

On 10/31/2013 The Notice of Violation for Late Reporting of an SMR issued on 08/08/2013 was rescinded. The NOV was rescinded because the Wastewater Discharge Permit No. 1104-20485 was found to be missing a page specifying requirements for the Self-Monitoring Reports and the required reporting frequency. Therefore the Significant Non – Compliance determination was also not applicable and the Pretreatment Settlement Agreement on 10/15/2013 was cancelled and all civil penalties were remitted on 11/04/2013. A corrected Wastewater Discharge Permit No. 1312-20485 was issued on 11/07/2013.

On 02/07/2014, The Notice of Violation (NOV) for Late Reporting of an SMR issued on 05/03/2013 was rescinded. The NOV was rescinded because the Wastewater Discharge Permit No. 1104-20485 was found to be missing a page specifying requirements for the Self-Monitoring Reports and the required reporting frequency.

To be published for this year in newspaper for Significant Non-Compliance? ____ Yes X No

Penalties this reporting Year: Assessed **$ 0.00** Collected **$ 0.00**

CITY OF PHOENIX
SIGNIFICANT INDUSTRIAL USER COMPLIANCE STATUS REPORT

NAME: Maryvale Hospital and Medical Center			REPORT PERIOD: 01/01/2013 through 12/31/2013
SERVICE ADDRESS: 5102 West Campbell Avenue		MAILING ADDRESS: 5102 West Campbell Avenue Phoenix Arizona 85031	
CATEGORICAL USER? No	40 CFR Local Limits	LIMITS APPENDIX: A	BMR SUBMITTED: 12/28/1990
TTO CERTIFICATION DATE SUBMITTED: N/A		PERMIT EFFECTIVE: 07/01/2013	PERMIT EXPIRES: 06/30/2018
SAMPLING LOCATION VERIFIED ON: 11/07/2013		RCRA NOTICE: 12/28/1990	
SLUG CONTROL PLAN EVALUATION DATE: 11/07/2013			

	1st Quarter (Jan 1 - Mar 31)	2nd Quarter (Apr 1 - Jun 30)	3rd Quarter (Jul 1 - Sep 30)	4th Quarter (Oct 1 - Dec 31)
Number of Inspections	0	0	0	1
Number of City Sampling Days	4	0	3	0
Number of IU Sampling Days	1	1	1	1
Number of Parameter Violations	0	0	0	0
Number of Inspection Violations	0	0	0	0
Number of Reporting Violations	0	0	0	0
Number of Permit Cond. Violations	0	0	0	0
Compliance Status	C	C	C	C
Evaluated as of:	04/29/2013	07/26/2013	01/08/2013	01/22/2014

COMPLIANCE CODES: C = Compliance I = Inconsistent Compliance S = Significant Noncompliance
If company is in I or S, then the following table applies:

Quarter	Type of Violation	Date of Violation	Sample Composite or Grab	Limit Federal or City	Monitoring City or IU	Parameter	Value / Limit	Number of Measurements per Quarter

	1st Quarter (Jan 1 – Mar 31)	2nd Quarter (Apr 1 - Jun 30)	3rd Quarter (Jul 1 – Sep 30)	4th Quarter (Oct 1 - Dec 31)
Enforcement Status	N	N	N	N

Enforcement Status Codes

A - Notice of Violation (NOV)
B - Administrative Order (AO)
C - Civil Action Filed
D - Criminal Action Filed
E - Pretreatment Settlement Agreement (PSA)
F - Assessment of Monetary Penalties
G - Restriction of Flow
H - Permit Revocation
I - Compliance Schedule Issued
J - Disconnection from Sewer
K - Published in Newspaper for Significant Non-Compliance (SNC) In Prior Reporting Year
L - Temporary Increase in IU Self Monitoring (TISM)
N– No Enforcement Action

ENFORCEMENT SUMMARY AND COMMENTS

Company Name: Maryvale Hospital and Medical Center

Process Flow: 45,692 GPD (Average)

General Information and type of wastewater treatment
This facility conducts normal hospital operations. Wastewater treatment consists of stream segregation and physical separation.
Second Quarter
Third Quarter
Fourth Quarter

To be published for this year in newspaper for Significant Non-Compliance? ___ Yes X No

Penalties this reporting Year: Assessed $ 0.00 Collected $ 0.00

For the Year Ending December 31, 2013

CITY OF PHOENIX
SIGNIFICANT INDUSTRIAL USER COMPLIANCE STATUS REPORT

NAME: Mastel Linen, Inc.			REPORT PERIOD: 01/01/2013 through 12/31/2013
SERVICE ADDRESS: 2940 West Virginia Avenue		MAILING ADDRESS: 2940 West Virginia Avenue	
CATEGORICAL USER? No	40 CFR Local Limts	LIMITS APPENDIX: A	BMR SUBMITTED: 08/16/2012
TTO CERTIFICATION DATE SUBMITTED: N/A		PERMIT EFFECTIVE: 02/01/2013	PERMIT EXPIRES: 01/31/2018
SAMPLING LOCATION VERIFIED ON: 08/28/2013		RCRA NOTICE: 02/01/2013	
SLUG CONTROL PLAN EVALUATION DATE: 08/28/2013			

	1st Quarter (Jan 1 - Mar 31)	2nd Quarter (Apr 1 - Jun 30)	3rd Quarter (Jul 1 - Sep 30)	4th Quarter (Oct 1 - Dec 31)
Number of Inspections	0	0	1	0
Number of City Sampling Days	0	3	2	0
Number of IU Sampling Days	1	1	1	1
Number of Parameter Violations	0	0	0	0
Number of Inspection Violations	0	0	0	0
Number of Reporting Violations	0	0	0	0
Number of Permit Cond. Violations	0	0	0	0
Compliance Status	C	C	C	C
Evaluated as of:	04/28/2013	07/22/2013	10/17/2013	01/15/2014

COMPLIANCE CODES: C = Compliance I = Inconsistent Compliance S = Significant Noncompliance
If company is in I or S, then the following table applies:

Quarter	Type of Violation	Date of Violation	Sample Composite or Grab	Limit Federal or City	Monitoring City or IU	Parameter	Value / Limit	Number of Measurements per Quarter

	1st Quarter (Jan 1 – Mar 31)	2nd Quarter (Apr 1 - Jun 30)	3rd Quarter (Jul 1 – Sep 30)	4th Quarter (Oct 1 - Dec 31)
Enforcement Status	N	N	N	N

Enforcement Status Codes

A - Notice of Violation (NOV)
B - Administrative Order (AO)
C - Civil Action Filed
D - Criminal Action Filed
E - Pretreatment Settlement Agreement (PSA)
F - Assessment of Monetary Penalties
G - Restriction of Flow
H - Permit Revocation
I - Compliance Schedule Issued
J - Disconnection from Sewer
K - Published in Newspaper for Significant Non-Compliance (SNC) In Prior Reporting Year
L - Temporary Increase in IU Self Monitoring (TISM)
N– No Enforcement Action

ENFORCEMENT SUMMARY AND COMMENTS

Company Name: Mastel Linen, Inc.

Process Flow: 61,308 (GPD) Average

General Information and type of wastewater treatment

Mastel Linen, Inc. is an industrial laundry facility that launders linens from various high end resorts and doctors' offices. All of the washer units are plumed to drain to trench drain that leads to a pH adjust process and then to the compliance sample point. Lint screens are placed in the trench drain to prevent excess lint from entering the pretreatment system.

First Quarter

This is a newly permitted company. The Permit became effective on 02/01/2013.

Second Quarter

Third Quarter

Fourth Quarter

To be published for this year in newspaper for Significant Non-Compliance? ____ Yes X No

Penalties this reporting Year: Assessed **$ 0.00** Collected **$ 0.00**

CITY OF PHOENIX
SIGNIFICANT INDUSTRIAL USER COMPLIANCE STATUS REPORT

NAME: Mayo Clinic Arizona			REPORT PERIOD: 01/01/2013 through 12/31/2013
SERVICE ADDRESS: 5777 East Mayo Boulevard		MAILING ADDRESS: 5777 East Mayo Boulevard Phoenix Arizona 85054	
CATEGORICAL USER? No	40 CFR Local Limits	LIMITS APPENDIX: A	BMR SUBMITTED: N/A
TTO CERTIFICATION DATE SUBMITTED: N/A		PERMIT EFFECTIVE: 07/01/2008	PERMIT EXPIRES: 06/30/2013 AE
SAMPLING LOCATION VERIFIED ON: 12/06/2013		RCRA NOTICE: 12/28/1990	
SLUG CONTROL PLAN EVALUATION DATE: 12/06/2013			

	1st Quarter (Jan 1 - Mar 31)	2nd Quarter (Apr 1 - Jun 30)	3rd Quarter (Jul 1 - Sep 30)	4th Quarter (Oct 1 - Dec 31)
Number of Inspections	0	0	0	1
Number of City Sampling Days	6	0	0	6
Number of IU Sampling Days	3	0	0	4
Number of Parameter Violations	0	0	0	0
Number of Inspection Violations	0	0	0	0
Number of Reporting Violations	0	0	0	0
Number of Permit Cond. Violations	0	0	0	0
Compliance Status	C	C	C	C
Evaluated as of:	04/23/2013	07/26/2013	10/28/2013	01/21/2014

COMPLIANCE CODES: C = Compliance I = Inconsistent Compliance S = Significant Noncompliance
If company is in I or S, then the following table applies:

Quarter	Type of Violation	Date of Violation	Sample Composite or Grab	Limit Federal or City	Monitoring City or IU	Parameter	Value / Limit	Number of Measurements per Quarter

	1st Quarter (Jan 1 – Mar 31)	2nd Quarter (Apr 1 - Jun 30)	3rd Quarter (Jul 1 – Sep 30)	4th Quarter (Oct 1 - Dec 31)
Enforcement Status	N	N	N	N

Enforcement Status Codes

A - Notice of Violation (NOV)
B - Administrative Order (AO)
C - Civil Action Filed
D - Criminal Action Filed
E - Pretreatment Settlement Agreement (PSA)
F - Assessment of Monetary Penalties
G - Restriction of Flow
H - Permit Revocation
I - Compliance Schedule Issued
J - Disconnection from Sewer
K - Published in Newspaper for Significant Non-Compliance (SNC) In Prior Reporting Year
L - Temporary Increase in IU Self Monitoring (TISM)
N– No Enforcement Action

ENFORCEMENT SUMMARY AND COMMENTS

Company Name: Mayo Clinic Arizona dba Mayo Clinic Hospital

Process Flow: 82,396 (GPD) Average

General Information and type of wastewater treatment
This is a large full service hospital. Wastewater treatment consists of physical separation and stream segregation. Acids that are used in the laboratory are pH neutralized prior to discharge.

First Quarter

Second Quarter

Third Quarter

Fourth Quarter
An application to renew Permit 1004-5300 prior to the 60 day deadline has been submitted. The expired permit is currently pending renewal and is considered administratively extended pursuant to Permit Standard Conditions Section W.

To be published for this year in newspaper for Significant Non-Compliance? ____ Yes X No

Penalties this reporting Year: Assessed **$ 0.00** Collected **$ 0.00**

For the Year Ending December 31, 2013

CITY OF PHOENIX
SIGNIFICANT INDUSTRIAL USER COMPLIANCE STATUS REPORT

NAME: Mega Metals Unlimited Inc.			REPORT PERIOD: 01/01/2013 through 12/31/2013
SERVICE ADDRESS: 1323 North 22nd Avenue		MAILING ADDRESS: 1323 North 22nd Avenue Phoenix Arizona 85009-3714	
CATEGORICAL USER? No	40 CFR 421.306	LIMITS APPENDIX: R	BMR SUBMITTED: 11/30/2012
TTO CERTIFICATION DATE SUBMITTED: N/A		PERMIT EFFECTIVE: 03/19/2012	PERMIT EXPIRES: TERMINATED
SAMPLING LOCATION VERIFIED ON: 10/17/2012		RCRA NOTICE: 3/20/2012	
SLUG CONTROL PLAN EVALUATION DATE: 10/17/2012			

	1st Quarter (Jan 1 - Mar 31)	2nd Quarter (Apr 1 - Jun 30)	3rd Quarter (Jul 1 - Sep 30)	4th Quarter (Oct 1 - Dec 31)
Number of Inspections	0			
Number of City Sampling Days	0			
Number of IU Sampling Days	0			
Number of Parameter Violations	0			
Number of Inspection Violations	0			
Number of Reporting Violations	0			
Number of Permit Cond. Violations	0			
Compliance Status	C			
Evaluated as of:	02/01/2013			

COMPLIANCE CODES: C = Compliance I = Inconsistent Compliance S = Significant Noncompliance
If company is in I or S, then the following table applies:

Quarter	Type of Violation	Date of Violation	Sample Composite or Grab	Limit Federal or City	Monitoring City or IU	Parameter	Value / Limit	Number of Measurements per Quarter

	1st Quarter (Jan 1 – Mar 31)	2nd Quarter (Apr 1 - Jun 30)	3rd Quarter (Jul 1 – Sep 30)	4th Quarter (Oct 1 - Dec 31)
Enforcement Status	K			

Enforcement Status Codes

A - Notice of Violation (NOV)
B - Administrative Order (AO)
C - Civil Action Filed
D - Criminal Action Filed
E - Pretreatment Settlement Agreement (PSA)
F - Assessment of Monetary Penalties
G - Restriction of Flow
H - Permit Revocation
I - Compliance Schedule Issued
J - Disconnection from Sewer
K - Published in Newspaper for Significant Non-Compliance (SNC) In Prior Reporting Year
L - Temporary Increase in IU Self Monitoring (TISM)
N– No Enforcement Action

For the Year Ending December 31, 2013

ENFORCEMENT SUMMARY AND COMMENTS

Company Name: Mega Metals Unlimited Inc.

Process Flow: 6445 (GPD) Average → 0 (GPD) Average

General Information and type of wastewater treatment

The facility performs crushing and washing titanium turnings for recycle. Pretreatment consists of a pH adjust system, equalization tank, overflow tank, polymer mixers and metering system, mixing tank, filter press, final holding tank, and canister filter. Mega Metals commenced discharges in 04/2012 as a continuous categorical wastewater discharger to later becoming a batch categorical wastewater discharger in 05/2012, and still later a wastewater evaporator was installed in 11/2012 at which time the facility became zero categorical wastewater discharger; however the Class A Wastewater Discharge Permit was not terminated until January 2013.

First Quarter

On 11/01/2012 a Notice of Significant Non-Compliance Status (SNC) was issued for 33.33% calculated TRC non-compliance of Titanium monthly average effluent violations between 04/01/2012 through 09/30/2012. Mega Metals was published in the newspaper on 03/19/2013 for 2012 SNC. Mega Metals changed pretreatment processing enabling zero discharge of process wastewater. The Class A Wastewater Discharge Permit for Mega Metals was terminated on 02/01/2013; and a Class B Zero Categorical Wastewater Discharge Permit in became effective on 02/01/2013.

Second Quarter

Third Quarter

Fourth Quarter

An annual compliance inspection was performed on 12/06/2013

To be published for this year in newspaper for Significant Non-Compliance? ____ Yes X No

Penalties this reporting Year: Assessed **$ 0.00** Collected **$ 0.00**

For the Year Ending December 31, 2013

CITY OF PHOENIX
SIGNIFICANT INDUSTRIAL USER COMPLIANCE STATUS REPORT

NAME: Metco Metal Finishing, Inc		REPORT PERIOD: 01/01/2013 through 12/31/2013	
SERVICE ADDRESS: 3508 East Corona Avenue		MAILING ADDRESS: 3508 East Corona Avenue Phoenix Arizona 85040	
CATEGORICAL USER? Yes	40 CFR 433.17	LIMITS APPENDIX: E	BMR SUBMITTED: 08/01/1991
TTO CERTIFICATION DATE SUBMITTED: 08/08/2013		PERMIT EFFECTIVE: 10/01/2009	PERMIT EXPIRES: 06/30/2014
SAMPLING LOCATION VERIFIED ON: 05/31/2013		RCRA NOTICE: 12/28/1990	
SLUG CONTROL PLAN EVALUATION DATE: 05/31/2013			

	1st Quarter (Jan 1 - Mar 31)	2nd Quarter (Apr 1 - Jun 30)	3rd Quarter (Jul 1 - Sep 30)	4th Quarter (Oct 1 - Dec 31)
Number of Inspections	0	1	0	0
Number of City Sampling Days	2	2	3	0
Number of IU Sampling Days	6	6	6	6
Number of Parameter Violations	0	0	0	0
Number of Inspection Violations	0	0	0	0
Number of Reporting Violations	0	0	0	0
Number of Permit Cond. Violations	1	0	0	0
Compliance Status	I	C	C	C
Evaluated as of:	04/28/2013	07/27/2013	10/25/2013	01/13/2014

COMPLIANCE CODES: C = Compliance I = Inconsistent Compliance S = Significant Noncompliance
If company is in I or S, then the following table applies:

Quarter	Type of Violation	Date of Violation	Sample Composite or Grab	Limit Federal or City	Monitoring City or IU	Parameter	Value / Limit	Number of Measurements per Quarter
1st	Permit Condition	02/03/2013	N/A	Federal	N/A	Failure to 30-Day Resample Chromium		

	1st Quarter (Jan 1 – Mar 31)	2nd Quarter (Apr 1 - Jun 30)	3rd Quarter (Jul 1 – Sep 30)	4th Quarter (Oct 1 - Dec 31)
Enforcement Status	A	N	N	N

Enforcement Status Codes

A - Notice of Violation (NOV)
B - Administrative Order (AO)
C - Civil Action Filed
D - Criminal Action Filed
E - Pretreatment Settlement Agreement (PSA)
F - Assessment of Monetary Penalties
G - Restriction of Flow
H - Permit Revocation
I - Compliance Schedule Issued
J - Disconnection from Sewer
K - Published in Newspaper for Significant Non-Compliance (SNC) In Prior Reporting Year
L - Temporary Increase in IU Self Monitoring (TISM)
N– No Enforcement Action

For the Year Ending December 31, 2013

ENFORCEMENT SUMMARY AND COMMENTS

Company Name: Metco Metal Finishing, Inc.

Process Flow: 10,402 (GPD) Average

General Information and type of wastewater treatment

The facility performs caustic cleaning, aluminum anodizing, chromate conversion coating, electroless nickel plating and electroplating of copper, tin, and zinc. Pretreatment consists of stream segregation, metals precipitation, filtration and pH neutralization.

First Quarter

Metco failed to perform the required 30-day automatic resample for Chromium effluent violations which occurred on 12/18/2012 and 12/31/2012 which Metco became aware of on 01/03/2013. The 30-day resample report was due no later than 02/02/2013. On 02/26/2013, the City became aware the late report and failure to 30-day resample and issued an NOV on 02/27/2013. The 30-day resample report was received on 03/04/2013, 28-days late. All conditions of the NOV have been met.

Second Quarter

Third Quarter

Fourth Quarter

To be published for this year in newspaper for Significant Non-Compliance? ____ Yes __X__ No

Penalties this reporting Year: Assessed **$ 0.00** Collected **$ 0.00**

For the Year Ending December 31, 2013

CITY OF PHOENIX
SIGNIFICANT INDUSTRIAL USER COMPLIANCE STATUS REPORT

NAME: Milum Textile Services		REPORT PERIOD: 01/01/2013 through 12/31/2013	
SERVICE ADDRESS: 333 North 7th Avenue		MAILING ADDRESS: 333 North 7th Avenue Phoenix Arizona 85007	
CATEGORICAL USER? No	40 CFR Local Limits	LIMITS APPENDIX: A	BMR SUBMITTED: 02/28/1990
TTO CERTIFICATION DATE SUBMITTED: NA		PERMIT EFFECTIVE: 10/01/2013	PERMIT EXPIRES: 06/30/2018
SAMPLING LOCATION VERIFIED ON: 04/16/2013		RCRA NOTICE: 02/28/1990	
SLUG CONTROL PLAN EVALUATION DATE: 04/16/2013			

	1st Quarter (Jan 1 - Mar 31)	2nd Quarter (Apr 1 - Jun 30)	3rd Quarter (Jul 1 - Sep 30)	4th Quarter (Oct 1 - Dec 31)
Number of Inspections	0	1	0	0
Number of City Sampling Days	1	3	0	3
Number of IU Sampling Days	1	1	1	1
Number of Parameter Violations	0	0	0	0
Number of Inspection Violations	0	0	0	0
Number of Reporting Violations	0	0	0	0
Number of Permit Cond. Violations	0	0	0	0
Compliance Status	C	C	C	C
Evaluated as of:	04/26/2013	07/26/2013	10/25/2013	01/24/2014

COMPLIANCE CODES: C = Compliance I = Inconsistent Compliance S = Significant Noncompliance
If company is in I or S, then the following table applies:

Quarter	Type of Violation	Date of Violation	Sample Composite or Grab	Limit Federal or City	Monitoring City or IU	Parameter	Value / Limit	Number of Measurements per Quarter

	1st Quarter (Jan 1 – Mar 31)	2nd Quarter (Apr 1 - Jun 30)	3rd Quarter (Jul 1 – Sep 30)	4th Quarter (Oct 1 - Dec 31)
Enforcement Status	N	N	N	N

Enforcement Status Codes

A - Notice of Violation (NOV)
B - Administrative Order (AO)
C - Civil Action Filed
D - Criminal Action Filed
E - Pretreatment Settlement Agreement (PSA)
F - Assessment of Monetary Penalties
G - Restriction of Flow
H - Permit Revocation
I - Compliance Schedule Issued
J - Disconnection from Sewer
K - Published in Newspaper for Significant Non-Compliance (SNC) In Prior Reporting Year
L - Temporary Increase in IU Self Monitoring (TISM)
N– No Enforcement Action

For the Year Ending December 31, 2013

ENFORCEMENT SUMMARY AND COMMENTS

Company Name: Milum Textile Services

Process Flow: 68,216 GPD (Average)

General Information and type of wastewater treatment
Milum Textile Services is an industrial laundry that supplies clean linens and floor mats to hospitals, restaurants and the hospitality industry. The wastewater treatment consists of pH neuralization and physical separation.
First Quarter
Second Quarter
Third Quarter
Fourth Quarter

To be published for this year in newspaper for Significant Non-Compliance? ____ Yes X No

Penalties this reporting Year: Assessed **$ 0.00** Collected **$ 0.00**

For the Year Ending December 31, 2013

CITY OF PHOENIX
SIGNIFICANT INDUSTRIAL USER COMPLIANCE STATUS REPORT

NAME: Mission Linen Supply, Inc.			REPORT PERIOD: 01/01/2013 through 12/31/2013	
SERVICE ADDRESS: 2652 South 16th Street			MAILING ADDRESS: 2652 South 16th Street Phoenix Arizona 85034	
CATEGORICAL USER? No	40 CFR	Local Limits	LIMITS APPENDIX: A	BMR SUBMITTED: 02/28/1990
TTO CERTIFICATION DATE SUBMITTED: N/A			PERMIT EFFECTIVE: 10/01/2013	PERMIT EXPIRES: 06/30/2018
SAMPLING LOCATION VERIFIED ON: 08/15/2013			RCRA NOTICE: 2/28/1990	
SLUG CONTROL PLAN EVALUATION DATE: 08/15/2013				

	1st Quarter (Jan 1 - Mar 31)	2nd Quarter (Apr 1 - Jun 30)	3rd Quarter (Jul 1 - Sep 30)	4th Quarter (Oct 1 - Dec 31)
Number of Inspections	0	0	1	0
Number of City Sampling Days	3	2	3	3
Number of IU Sampling Days	6	6	6	3
Number of Parameter Violations	0	0	0	0
Number of Inspection Violations	0	0	0	0
Number of Reporting Violations	0	0	0	0
Number of Permit Cond. Violations	0	0	0	0
Compliance Status	C	C	C	C
Evaluated as of:	04/26/2013	07/24/2013	10/23/2013	01/27/2014

COMPLIANCE CODES: C = Compliance I = Inconsistent Compliance S = Significant Noncompliance
If company is in I or S, then the following table applies:

Quarter	Type of Violation	Date of Violation	Sample Composite or Grab	Limit Federal or City	Monitoring City or IU	Parameter	Value / Limit	Number of Measurements per Quarter

	1st Quarter (Jan 1 – Mar 31)	2nd Quarter (Apr 1 - Jun 30)	3rd Quarter (Jul 1 – Sep 30)	4th Quarter (Oct 1 - Dec 31)
Enforcement Status	N	N	N	N

Enforcement Status Codes

A - Notice of Violation (NOV)
B - Administrative Order (AO)
C - Civil Action Filed
D - Criminal Action Filed
E - Pretreatment Settlement Agreement (PSA)
F - Assessment of Monetary Penalties
G - Restriction of Flow
H - Permit Revocation
I - Compliance Schedule Issued
J - Disconnection from Sewer
K - Published in Newspaper for Significant Non-Compliance (SNC) In Prior Reporting Year
L - Temporary Increase in IU Self Monitoring (TISM)
N– No Enforcement Action

For the Year Ending December 31, 2013

ENFORCEMENT SUMMARY AND COMMENTS

Company Name: Mission Linen and Uniform Service

Process Flow: 129,682 (GPD) Average

General Information and type of wastewater treatment
The facility is a commercial laundry. The facility launders uniforms, linens and various textiles. Wastewater pretreatment consists of hydroxide precipitation, filtration, oil floatation, and pH neutralization.
First Quarter
Second Quarter
Third Quarter
Fourth Quarter

To be published for this year in newspaper for Significant Non-Compliance? ____ Yes X No

Penalties this reporting Year: Assessed $ 0.00 Collected $ 0.00

For the Year Ending December 31, 2013

CITY OF PHOENIX
SIGNIFICANT INDUSTRIAL USER COMPLIANCE STATUS REPORT

NAME: Modern Industries, Inc.		REPORT PERIOD: 01/01/2013 through 12/31/2013	
SERVICE ADDRESS: 4755 East Beautiful Lane		MAILING ADDRESS: 4755 East Beautiful Lane Phoenix Arizona 85044	
CATEGORICAL USER? Yes	40 CFR 433.17	LIMITS APPENDIX: E	BMR SUBMITTED: 08/08/2001
TTO CERTIFICATION DATE SUBMITTED: 01/07/2014		PERMIT EFFECTIVE: 04/01/2012	PERMIT EXPIRES: 03/31/2017
SAMPLING LOCATION VERIFIED ON: 10/18/2013		RCRA NOTICE: 05/10/2002	
SLUG CONTROL PLAN EVALUATION DATE: 10/18/2013			

	1st Quarter (Jan 1 - Mar 31)	2nd Quarter (Apr 1 - Jun 30)	3rd Quarter (Jul 1 - Sep 30)	4th Quarter (Oct 1 - Dec 31)
Number of Inspections	0	0	0	1
Number of City Sampling Days	3	0	2	0
Number of IU Sampling Days	3	3	3	3
Number of Parameter Violations	0	0	0	0
Number of Inspection Violations	0	0	0	0
Number of Reporting Violations	0	0	0	0
Number of Permit Cond. Violations	0	0	0	0
Compliance Status	C	C	C	C
Evaluated as of:	04/03/2013	07/03/2013	10/04/2013	01/07/2014

COMPLIANCE CODES: C = Compliance I = Inconsistent Compliance S = Significant Noncompliance
If company is in I or S, then the following table applies:

Quarter	Type of Violation	Date of Violation	Sample Composite or Grab	Limit Federal or City	Monitoring City or IU	Parameter	Value / Limit	Number of Measurements per Quarter

	1st Quarter (Jan 1 – Mar 31)	2nd Quarter (Apr 1 - Jun 30)	3rd Quarter (Jul 1 – Sep 30)	4th Quarter (Oct 1 - Dec 31)
Enforcement Status	N	N	N	N

Enforcement Status Codes

A - Notice of Violation (NOV)
B - Administrative Order (AO)
C - Civil Action Filed
D - Criminal Action Filed
E - Pretreatment Settlement Agreement (PSA)
F - Assessment of Monetary Penalties
G - Restriction of Flow
H - Permit Revocation
I - Compliance Schedule Issued
J - Disconnection from Sewer
K - Published in Newspaper for Significant Non-Compliance (SNC) In Prior Reporting Year
L - Temporary Increase in IU Self Monitoring (TISM)
N– No Enforcement Action

For the Year Ending December 31, 2013

ENFORCEMENT SUMMARY AND COMMENTS

Company Name: Modern Industries, Inc.

Process Flow: 9,224 (GPD) Average

General Information and type of wastewater treatment

Modern Industries performs electropolishing and cleaning of stainless steel parts for the semiconductor industry. Pretreatment consists of precipitation, settling, dewatering, filtration and pH adjustment

First Quarter

Second Quarter

Third Quarter

Fourth Quarter

To be published for this year in newspaper for Significant Non-Compliance? ____ Yes X No

Penalties this reporting Year: Assessed $ 0.00 Collected $ 0.00

For the Year Ending December 31, 2013

CITY OF PHOENIX
SIGNIFICANT INDUSTRIAL USER COMPLIANCE STATUS REPORT

NAME: MPP Group of Companies		REPORT PERIOD: 01/01/2013 through 12/31/2013	
SERVICE ADDRESS: 230 South 49th Avenue		MAILING ADDRESS: 230 South 49th Avenue Phoenix Arizona 85043	
CATEGORICAL USER? Yes	40 CFR 433.17 CWF	LIMITS APPENDIX: W	BMR SUBMITTED: 04/08/1996
TTO CERTIFICATION DATE SUBMITTED: 01/28/2014		PERMIT EFFECTIVE: 01/01/2013	PERMIT EXPIRES: 12/31/2017
SAMPLING LOCATION VERIFIED ON: 05/17/2013		RCRA NOTICE: 05/01/1996	
SLUG CONTROL PLAN EVALUATION DATE: 05/17/2013			

	1st Quarter (Jan 1 - Mar 31)	2nd Quarter (Apr 1 - Jun 30)	3rd Quarter (Jul 1 - Sep 30)	4th Quarter (Oct 1 - Dec 31)
Number of Inspections	0	1	0	0
Number of City Sampling Days	2	3	4	0
Number of IU Sampling Days	3	3	3	3
Number of Parameter Violations	0	0	0	0
Number of Inspection Violations	0	0	0	0
Number of Reporting Violations	0	0	0	0
Number of Permit Cond. Violations	0	0	0	0
Compliance Status	C	C	C	C
Evaluated as of:	04/28/2013	07/26/2013	10/22/2013	01/28/2014

COMPLIANCE CODES: C = Compliance I = Inconsistent Compliance S = Significant Noncompliance
If company is in I or S, then the following table applies:

Quarter	Type of Violation	Date of Violation	Sample Composite or Grab	Limit Federal or City	Monitoring City or IU	Parameter	Value / Limit	Number of Measurements per Quarter

	1st Quarter (Jan 1 – Mar 31)	2nd Quarter (Apr 1 - Jun 30)	3rd Quarter (Jul 1 – Sep 30)	4th Quarter (Oct 1 - Dec 31)
Enforcement Status	N	N	N	N

Enforcement Status Codes

A - Notice of Violation (NOV)
B - Administrative Order (AO)
C - Civil Action Filed
D - Criminal Action Filed
E - Pretreatment Settlement Agreement (PSA)
F - Assessment of Monetary Penalties
G - Restriction of Flow
H - Permit Revocation
I - Compliance Schedule Issued
J - Disconnection from Sewer
K - Published in Newspaper for Significant Non-Compliance (SNC) In Prior Reporting Year
L - Temporary Increase in IU Self Monitoring (TISM)
N– No Enforcement Action

For the Year Ending December 31, 2013

ENFORCEMENT SUMMARY AND COMMENTS

Company Name: MPP Group of Companies

Process Flow: 14,744 (GPD) Average

General Information and type of wastewater treatment

The facility performs anodizing, dyeing, and nickel seal on aluminum parts. The wastewater treatment consists of pH neutralization, collection tanks, clarifier, filter press and an interceptor.

First Quarter

A new Permit was issued and effective 01/01/2013. The facility was re-categorized as Metal Finishing PSNS 433.17 due to written information obtained during the 2012 inspection: MPP Group of Companies and the Phoenix Fire Department – Hazardous Materials Prevention Unit documents indicate that all process tanks and plumbing had been removed in 2006 to enable the facility to replace the floor liner for the process tanks.

Second Quarter

Third Quarter

Fourth Quarter

To be published for this year in newspaper for Significant Non-Compliance? ____ Yes X No

Penalties this reporting Year: Assessed $ 0.00 Collected $ 0.00

For the Year Ending December 31, 2013

CITY OF PHOENIX
SIGNIFICANT INDUSTRIAL USER COMPLIANCE STATUS REPORT

NAME: Niagara Bottling, LLC		REPORT PERIOD: 01/01/2013 through 12/31/2013	
SERVICE ADDRESS: 275 South 67th Avenue		MAILING ADDRESS: 2560 East Philadelphia Street Ontario Californina 91761	
CATEGORICAL USER? No	40 CFR Local Limits	LIMITS APPENDIX: A	BMR SUBMITTED: 08/17/2010
TTO CERTIFICATION DATE SUBMITTED: N/A		PERMIT EFFECTIVE: 02/01/2013	PERMIT EXPIRES: 12/31/2015
SAMPLING LOCATION VERIFIED ON: 03/28/2013		RCRA NOTICE: 12/15/2010	
SLUG CONTROL PLAN EVALUATION DATE: 03/28/2013			

	1st Quarter (Jan 1 - Mar 31)	2nd Quarter (Apr 1 - Jun 30)	3rd Quarter (Jul 1 - Sep 30)	4th Quarter (Oct 1 - Dec 31)
Number of Inspections	1	1	0	0
Number of City Sampling Days	3	2	3	0
Number of IU Sampling Days	1	1	1	1
Number of Parameter Violations	34	5	1	0
Number of Inspection Violations	0	0	0	0
Number of Reporting Violations	25	3	0	0
Number of Permit Cond. Violations	0	0	0	0
Compliance Status	S	S	I	S
Evaluated as of:	04/25/2013	07/24/2013	10/17/2013	01/28/2014

COMPLIANCE CODES: C = Compliance I = Inconsistent Compliance S = Significant Noncompliance
If company is in I or S, then the following table applies:

Quarter	Type of Violation	Date of Violation	Sample Composite or Grab	Limit Federal or City	Monitoring City or IU	Parameter	Value / Limit	Number of Measurements per Quarter
1st	Instantaneous	01/24/2013	Grab	City	IU	pH	10.6/10.5 S.U.	Continuous
1st	Reporting	01/25/2013	N/A	N/A	N/A	24-Hour Notification-48 days late		
1st	Instantaneous	01/25/2013	Grab	City	IU	pH	10.7/10.5 S.U.	Continuous
1st	Reporting	01/26/2013	N/A	N/A	N/A	24-Hour Notification-47 days late		
1st	Instantaneous	01/26/2013	Grab	City	IU	pH	10.7/10.5 S.U.	Continuous
1st	Reporting	01/27/2013	N/A	N/A	N/A	24-Hour Notification-46 days late		
1st	Instantaneous	01/27/2013	Grab	City	IU	pH	11.6/10.5 S.U.	Continuous
1st	Instantaneous	01/27/2013	Grab	City	IU	pH	3.5/5.0 S.U.	Continuous
1st	Reporting	01/28/2013	N/A	N/A	N/A	24-Hour Notification-45 days late		
1st	Instantaneous	01/28/2013	Grab	City	IU	pH	11.1/10.5 S.U.	Continuous
1st	Reporting	01/29/2013	N/A	N/A	N/A	24-Hour Notification-44 days late		
1st	Instantaneous	01/30/2013	Grab	City	IU	pH	10.8/10.5 S.U.	Continuous
1st	Reporting	01/31/2013	N/A	N/A	N/A	24-Hour Notification-42 days late		
1st	Instantaneous	02/08/2013	Grab	City	IU	pH	3.6/5.0 S.U.	Continuous
1st	Reporting	02/09/2013	N/A	N/A	N/A	24-Hour Notification-47 days late		
1st	Instantaneous	02/09/2013	Grab	City	IU	pH	2.7/5.0 S.U.	Continuous

ENFORCEMENT SUMMARY AND COMMENTS

Company Name: Niagara Bottling, LLC

Continued from Page 1

Quarter	Type of Violation	Date of Violation	Sample Composite or Grab	Limit Federal or City	Monitoring City or IU	Parameter	Value / Limit	Number of Measurements per Quarter
1st	Reporting	02/10/2013	N/A	N/A	N/A	24-Hour Notification-46 days late		
1st	Instantaneous	02/10/2013	Grab	City	IU	pH	2.8/5.0 S.U.	Continuous
1st	Reporting	02/11/2013	N/A	N/A	N/A	24-Hour Notification-45 days late		
1st	Instantaneous	02/13/2013	Grab	City	IU	pH	2.8/5.0 S.U.	Continuous
	Reporting	02/14/2013	N/A	N/A	N/A	24-Hour Notification-42 days late		
1st	Instantaneous	02/14/2013	Grab	City	IU	pH	1.8/5.0 S.U.	Continuous
1st	Reporting	02/15/2013	N/A	N/A	N/A	24-Hour Notification-41 days late		
1st	Instantaneous	02/15/2013	Grab	City	IU	pH	3.9/5.0 S.U.	Continuous
1st	Reporting	02/16/2013	N/A	N/A	N/A	24-Hour Notification-40 days late		
1st	Instantaneous	02/16/2013	Grab	City	IU	pH	1.3/5.0 S.U.	Continuous
1st	Reporting	02/17/2013	N/A	N/A	N/A	24-Hour Notification-39 days late		
1st	Instantaneous	02/18/2013	Grab	City	IU	pH	2.2/5.0 S.U.	Continuous
1st	Reporting	02/19/2013	N/A	N/A	N/A	24-Hour Notification-37 days late		
1st	Instantaneous	02/20/2013	Grab	City	IU	pH	1.9/5.0 S.U.	Continuous
1st	Reporting	02/21/2013	N/A	N/A	N/A	24-Hour Notification-35 days late		
1st	Instantaneous	02/25/2013	Grab	City	IU	pH	10.7/10.5 S.U.	Continuous
1st	Reporting	02/26/2013	N/A	N/A	N/A	24-Hour Notification-30 days late		
1st	Instantaneous	02/26/2013	Grab	City	IU	pH	10.7/10.5 S.U.	Continuous
1st	Reporting	02/27/2013	N/A	N/A	N/A	24-Hour Notification-29 days late		
1st	Instantaneous	02/28/2013	Grab	City	IU	pH	13.2/10.5 S.U.	Continuous
1st	Reporting	03/01/2013	N/A	N/A	N/A	24-Hour Notification-27 days late		
1st	Instantaneous	03/02/2013	Grab	City	IU	pH	2.1/5.0 S.U.	Continuous
1st	Reporting	03/03/2013	N/A	N/A	N/A	24-Hour Notification-44 days late		
1st	Instantaneous	03/04/2013	Grab	City	IU	pH	12.2/10.5 S.U.	Continuous
1st	Reporting	03/05/2013	N/A	N/A	N/A	24-Hour Notification-42 days late		
1st	Instantaneous	03/04/2013	Grab	City	IU	pH	2.2/5.0 S.U.	Continuous
1st	Instantaneous	03/04/2013	Grab	City	IU	pH	10.8/10.5 S.U.	Continuous
1st	Instantaneous	03/04/2013	Grab	City	IU	pH	2.5/5.0 S.U.	Continuous
1st	Instantaneous	03/04/2013	Grab	City	IU	pH	11.4/10.5 S.U.	Continuous
1st	Reporting	03/05/2013	N/A	N/A	N/A	24-Hour Notification-41 days late		
1st	Instantaneous	03/19/2013	Grab	City	IU	pH	13.2/10.5 S.U.	Continuous
1st	Reporting	03/20/2013	N/A	N/A	N/A	24-Hour Notification-27 days late		
1st	Instantaneous	03/20/2013	Grab	City	IU	pH	10.7/10.5S.U.	Continuous
1st	Instantaneous	03/20/2013	Grab	City	IU	pH	11.2/10.5 S.U.	Continuous
1st	Reporting	03/21/2013	N/A	N/A	N/A	24-Hour Notification-26 days late		

ENFORCEMENT SUMMARY AND COMMENTS

Company Name: Niagara Bottling, LLC

Continued from Page 2

Quarter	Type of Violation	Date of Violation	Sample Composite or Grab	Limit Federal or City	Monitoring City or IU	Parameter	Value / Limit	Number of Measurements per Quarter
1st	Instantaneous	03/22/2013	Grab	City	IU	pH	1.1/5.0 S.U.	Continuous
1st	Instantaneous	03/22/2013	Grab	City	IU	pH	1.2/5.0 S.U.	Continuous
1st	Reporting	03/23/2013	N/A	N/A	N/A	24-Hour Notification-24 days late		
1st	Instantaneous	03/25/2013	Grab	City	IU	pH	2.3/5.0 S.U.	Continuous
1st	Reporting	03/26/2013	N/A	N/A	N/A	24-Hour Notification-21 days late		
1st	Instantaneous	03/26/2013	Grab	City	IU	pH	10.6/10.5 S.U.	Continuous
1st	Instantaneous	03/26/2013	Grab	City	IU	pH	1.2/5.0 S.U.	Continuous
1st	Reporting	03/27/2013	N/A	N/A	N/A	24-Hour Notification-20 days late		
1st	Instantaneous	03/27/2013	Grab	City	IU	pH	1.3/5.0 S.U.	Continuous
1st	Reporting	03/28/2013	N/A	N/A	N/A	24-Hour Notification-19 days late		
2nd	Instantaneous	04/01/2013	Grab	City	IU	pH	3.7/5.0 S.U.	Continuous
2nd	Instantaneous	04/01/2013	Grab	City	IU	pH	12.9/10.5 S.U.	Continuous
2nd	Instantaneous	04/01/2013	Grab	City	IU	pH	12.4/10.5 S.U.	Continuous
2nd	Reporting	04/02/2013	N/A	N/A	N/A	24-Hour Notification-51 days late		
2nd	Instantaneous	04/10/2013	Grab	City	IU	pH	4.0/5.0 S.U.	Continuous
2nd	Reporting	04/11/2013	N/A	N/A	N/A	24-Hour Notification-42 days late		
2nd	Reporting	05/06/2013	N/A	N/A	N/A	24-Hour Notification-2 days late		
2nd	Instantaneous	06/19/2013	Grab	City	IU	pH	12.6/10.5 S.U.	Continuous
3rd	Instantaneous	07/10/2013	Grab	City	IU	pH	1.9/5.0 S.U.	Continuous

	1st Quarter (Jan 1 – Mar 31)	2nd Quarter (Apr 1 - Jun 30)	3rd Quarter (Jul 1 – Sep 30)	4th Quarter (Oct 1 - Dec 31)
Enforcement Status	N	A(10)	A, E	F, I

Enforcement Status Codes

A - Notice of Violation (NOV)
B - Administrative Order (AO)
C - Civil Action Filed
D - Criminal Action Filed
E - Pretreatment Settlement Agreement (PSA)
F - Assessment of Monetary Penalties
G - Restriction of Flow
H - Permit Revocation
I - Compliance Schedule Issued
J - Disconnection from Sewer
K - Published in Newspaper for Significant Non-Compliance (SNC) In Prior Reporting Year
L - Temporary Increase in IU Self-Monitoring (TISM)
N– No Enforcement Action

Company Name: Niagara Bottling, LLC

Process Flow: 252,139 (GPD) Average

General Information and type of wastewater treatment

The facility manufactures bottled drinking water using microfiltration, granulated activated carbon, reverse osmosis and mineral addition. Wastewater treatment consists of pH neutralization.

First Quarter

Second Quarter

On 04/30/2013, an NOV was issued for submitting several late 24-Hour Notifications during the month of February. All requirements of the NOV were met.

On 05/01/2013 an NOV was issued for daily pH exceedances that occurred during the month of February. All requirements of the NOV were met.

On 05/01/2013, an NOV was issued for submitting several late 24-Hour Notifications during the month of January. All requirements of the NOV were met.

On 05/01/2013 an NOV was issued for daily pH exceedances that occurred during the month of January. All requirements of the NOV were met.

On 05/03/2013, an NOV was issued for submitting several late 24-Hour Notifications during the month of March. All requirements of the NOV were met.

On 05/06/2013 an NOV was issued for daily pH exceedances that occurred during the month of March. All requirements of the NOV were met.

On 06/20/2013 an NOV was issued for a daily pH exceedance that occurred on 06/19/2013. All requirements of the NOV were met.

On 06/24/2013, an NOV was issued for submitting several late 24-Hour Notifications during the month of April. All requirements of the NOV were met.

On 06/24/2013 an NOV was issued for daily pH exceedances that occurred during the month of April. All requirements of the NOV were met.

Third Quarter

On 07/12/2013 an NOV was issued for a daily pH exceedance that occurred on 07/10/2013. All requirements of the NOV were met.

On 07/12/2013 the IU was notified of 1st and 2nd Quarter Significant Non-Compliance for submitting several reports during the months of January, February, March, and April 30 days or more past the due date.

On 07/16/2013 a Notice to Show Cause was issued as a result of 68 violations occurring within a 7 month period. On 07/30/2013 a Show Cause Hearing was held to discuss violations occurring during the enforcement period 01/1/2013 through 07/30/2013. A PSA was reached which included monetary penalties of $95,000 and a compliance schedule.

Fourth Quarter

Monetary penalties have been collected from PSA 137488-0 that was established after the Show Cause Hearing on 07/16/2013 and the requirements of the compliance schedule are in the process of being met. Niagara has begun construction on improving their pretreatment system and their wastewater is now in compliance with Permit #1302-27191.

To be published for this year in newspaper for Significant Non-Compliance? X Yes ___ No

Penalties this reporting Year: Assessed **$ 95,000.00** Collected **$ 95,000.00**

CITY OF PHOENIX
SIGNIFICANT INDUSTRIAL USER COMPLIANCE STATUS REPORT

NAME: PAS Technologies, Incorporated		REPORT PERIOD: 01/01/2013 through 12/31/2013	
SERVICE ADDRESS: 1021 North 22nd Avenue		MAILING ADDRESS: 1021 North 22nd Avenue Phoenix Arizona 85009	
CATEGORICAL USER? Yes	40 CFR 433.17	LIMITS APPENDIX: E	BMR SUBMITTED: 01/27/2011
TTO CERTIFICATION DATE SUBMITTED: 12/10/2013		PERMIT EFFECTIVE: 02/01/2011	PERMIT EXPIRES: 05/31/2016
SAMPLING LOCATION VERIFIED ON: 11/08/2013		RCRA NOTICE: 02/01/2011	
SLUG CONTROL PLAN EVALUATION DATE: 11/08/2013			

	1st Quarter (Jan 1 - Mar 31)	2nd Quarter (Apr 1 - Jun 30)	3rd Quarter (Jul 1 - Sep 30)	4th Quarter (Oct 1 - Dec 31)
Number of Inspections	0	0	0	1
Number of City Sampling Days	3	3	3	0
Number of IU Sampling Days	7	7	7	7
Number of Parameter Violations	0	1	0	0
Number of Inspection Violations	0	0	0	0
Number of Reporting Violations	0	0	0	1
Number of Permit Cond. Violations	0	0	0	0
Compliance Status	C	I	C	I
Evaluated as of:	04/18/2013	08/14/2013	01/08/2014	01/27/2014

COMPLIANCE CODES: C = Compliance I = Inconsistent Compliance S = Significant Noncompliance
If company is in I or S, then the following table applies:

Quarter	Type of Violation	Date of Violation	Sample Composite or Grab	Limit Federal or City	Monitoring City or IU	Parameter	Value / Limit	Number of Measurements per Quarter
2nd	Daily Limit	04/30/2013	Composite	City	City	Cadmium	0.049/0.047 mg/L	9
4th	Reporting	11/13/2013	N/A	N/A	N/A	Late TISM Report		

	1st Quarter (Jan 1 – Mar 31)	2nd Quarter (Apr 1 - Jun 30)	3rd Quarter (Jul 1 – Sep 30)	4th Quarter (Oct 1 - Dec 31)
Enforcement Status	N	N	N	A(2),L

Enforcement Status Codes

A - Notice of Violation (NOV)
B - Administrative Order (AO)
C - Civil Action Filed
D - Criminal Action Filed
E - Pretreatment Settlement Agreement (PSA)
F - Assessment of Monetary Penalties
G - Restriction of Flow
H - Permit Revocation
I - Compliance Schedule Issued
J - Disconnection from Sewer
K - Published in Newspaper for Significant Non-Compliance (SNC) In Prior Reporting Year
L - Temporary Increase in IU Self Monitoring (TISM)
N– No Enforcement Action

For the Year Ending December 31, 2013

ENFORCEMENT SUMMARY AND COMMENTS

Company Name: PAS Technologies, Incorporated

Process Flow: 9,844 GPD (Average)

General Information and type of wastewater treatment

This facility performs chrome electroplating, sulfuric acid anodize, nickel seal, chrome conversion coating, passivation and electroless nickel plating of aerospace components and other metal parts for commercial markets. Pretreatment consists of stream segregation, hydroxide precipitation, chemical reduction, sedimentation, filtration and pH neutralization.

First Quarter

Second Quarter

Third Quarter

Fourth Quarter

On 10/04/2013, The City became aware of a Cadmium violation that occurred on 04/30/2013. An NOV and TISM were issued on 10/08/2013. All requirements of the NOV were met.

On 12/02/2013, an NOV was issued for submitting a late TISM analysis result which was due on 11/12/2013 and was received on 11/15/2013; 3 days late. All requirements of the NOV were met.

To be published for this year in newspaper for Significant Non-Compliance? ____ Yes X No

Penalties this reporting Year: Assessed **$ 0.00** Collected **$ 0.00**

For the Year Ending December 31, 2013

CITY OF PHOENIX
SIGNIFICANT INDUSTRIAL USER COMPLIANCE STATUS REPORT

NAME: Phoenix Baptist Hospital & Medical Center, Inc.			REPORT PERIOD: 01/01/2013 through 12/31/2013
SERVICE ADDRESS: 2000 West Bethany Home Road		MAILING ADDRESS: 2000 West Bethany Home Road Phoenix Arizona 85015	
CATEGORICAL USER? No	40 CFR Local Limits	LIMITS APPENDIX: A	BMR SUBMITTED: 12/28/1990
TTO CERTIFICATION DATE SUBMITTED: N/A		PERMIT EFFECTIVE: 07/01/2012	PERMIT EXPIRES: 06/30/2017
SAMPLING LOCATION VERIFIED ON: 11/21/2013		RCRA NOTICE: 12/28/1990	
SLUG CONTROL PLAN EVALUATION DATE: 11/21/2013			

	1st Quarter (Jan 1 - Mar 31)	2nd Quarter (Apr 1 - Jun 30)	3rd Quarter (Jul 1 - Sep 30)	4th Quarter (Oct 1 - Dec 31)
Number of Inspections	0	0	0	1
Number of City Sampling Days	5	0	4	0
Number of IU Sampling Days	3	3	3	3
Number of Parameter Violations	0	0	0	0
Number of Inspection Violations	0	0	0	0
Number of Reporting Violations	0	0	0	0
Number of Permit Cond. Violations	0	0	0	0
Compliance Status	C	C	C	C
Evaluated as of:	04/23/2013	07/26/2013	10/28/2013	01/21/2014

COMPLIANCE CODES: C = Compliance I = Inconsistent Compliance S = Significant Noncompliance
If company is in I or S, then the following table applies:

Quarter	Type of Violation	Date of Violation	Sample Composite or Grab	Limit Federal or City	Monitoring City or IU	Parameter	Value / Limit	Number of Measurements per Quarter

	1st Quarter (Jan 1 – Mar 31)	2nd Quarter (Apr 1 - Jun 30)	3rd Quarter (Jul 1 – Sep 30)	4th Quarter (Oct 1 - Dec 31)
Enforcement Status	N	N	N	N

Enforcement Status Codes

A - Notice of Violation (NOV)
B - Administrative Order (AO)
C - Civil Action Filed
D - Criminal Action Filed
E - Pretreatment Settlement Agreement (PSA)
F - Assessment of Monetary Penalties
G - Restriction of Flow
H - Permit Revocation
I - Compliance Schedule Issued
J - Disconnection from Sewer
K - Published in Newspaper for Significant Non-Compliance (SNC) In Prior Reporting Year
L - Temporary Increase in IU Self Monitoring (TISM)
N– No Enforcement Action

For the Year Ending December 31, 2013

ENFORCEMENT SUMMARY AND COMMENTS

Company Name: Phoenix Baptist Hospital & Medical Center, Inc.

Process Flow: 46,323 (GPD) Average

General Information and type of wastewater treatment
The facility is a 216 bed hospital that provides cardiovascular care, orthopedics, breast health; women's services, radiology, 24-hour emergency services, outpatient surgery, laboratory processes and on-site food services. The major sources of discharge are from patient rooms, cafeteria, surgical suites, laboratories, and laundry operations. The pretreatment system consists of a 50/100 grease trap for a 3 compartment sink in the kitchen and a 15/30 grease trap for a drain in the tallow bin area. Waste oils, acids and caustics, waste laboratory chemicals and biohazard wastes are collected in containment drums and shipped of site by a contractor for proper disposal.
First Quarter
Second Quarter
Third Quarter
Fourth Quarter

To be published for this year in newspaper for Significant Non-Compliance? ____ Yes X No

Penalties this reporting Year: Assessed **$ 0.00** Collected **$ 0.00**

For the Year Ending December 31, 2013

CITY OF PHOENIX
SIGNIFICANT INDUSTRIAL USER COMPLIANCE STATUS REPORT

NAME: Phoenix Children's Hospital			REPORT PERIOD: 01/01/2013 through 12/31/2013
SERVICE ADDRESS: 1919 East Thomas Road		MAILING ADDRESS: 1919 East Thomas Road Phoenix Arizona 85016	
CATEGORICAL USER? No	40 CFR Local Limits	LIMITS APPENDIX: A	BMR SUBMITTED: 08/28/2002
TTO CERTIFICATION DATE SUBMITTED: N/A		PERMIT EFFECTIVE: 07/01/2012	PERMIT EXPIRES: 06/30/2017
SAMPLING LOCATION VERIFIED ON: 12/03/2013		RCRA NOTICE: 07/01/2002	
SLUG CONTROL PLAN EVALUATION DATE: 11/29/2012			

	1st Quarter (Jan 1 - Mar 31)	2nd Quarter (Apr 1 - Jun 30)	3rd Quarter (Jul 1 - Sep 30)	4th Quarter (Oct 1 - Dec 31)
Number of Inspections	0	0	0	1
Number of City Sampling Days	4	0	0	3
Number of IU Sampling Days	3	3	3	3
Number of Parameter Violations	0	0	0	0
Number of Inspection Violations	0	0	0	0
Number of Reporting Violations	2	0	0	0
Number of Permit Cond. Violations	0	0	0	0
Compliance Status	I	C	C	C
Evaluated as of:	4/19/2013	7/18/2013	10/21/2013	1/24/2014

COMPLIANCE CODES: C = Compliance I = Inconsistent Compliance S = Significant Noncompliance
If company is in I or S, then the following table applies:

Quarter	Type of Violation	Date of Violation	Sample Composite or Grab	Limit Federal or City	Monitoring City or IU	Parameter	Value / Limit	Number of Measurements per Quarter
1st	Reporting	03/01/2013	N/A	N/A	N/A	Late SMR		
1st	Reporting	03/21/2013	N/A	N/A	N/A	Late NOV Response		

	1st Quarter (Jan 1 – Mar 31)	2nd Quarter (Apr 1 - Jun 30)	3rd Quarter (Jul 1 – Sep 30)	4th Quarter (Oct 1 - Dec 31)
Enforcement Status	A(2)	N	N	N

Enforcement Status Codes

A - Notice of Violation (NOV)
B - Administrative Order (AO)
C - Civil Action Filed
D - Criminal Action Filed
E - Pretreatment Settlement Agreement (PSA)
F - Assessment of Monetary Penalties
G - Restriction of Flow
H - Permit Revocation
I - Compliance Schedule Issued
J - Disconnection from Sewer
K - Published in Newspaper for Significant Non-Compliance (SNC) In Prior Reporting Year
L - Temporary Increase in IU Self Monitoring (TISM)
N– No Enforcement Action

For the Year Ending December 31, 2013

ENFORCEMENT SUMMARY AND COMMENTS

Company Name: Phoenix Children's Hospital

Process Flow: 140,776 (GPD) Average

General Information and type of wastewater treatment

This facility is a full service 360 bed hospital with medical and surgical operations and specializing in complete care for children. The wastewater pretreatment consists of two three stage interceptors which collects hospital cafeteria food wastes. There is a sand/oil interceptor for the helipad. Regulated biohazard wastes are contained and shipped off-site for disposal.

First Quarter

On 03/5/2013 the City issued an NOV for submitting a late self-monitoring reporting which was due on 02/28/2013. The SMR was received on 03/01/2013, one day late.

On 03/25/2013 the City issued an NOV for a late NOV response, due 03/20/2013, and received 03/22/2013, two days late. All the requirements of the NOV were met.

Second Quarter

Third Quarter

Fourth Quarter

To be published for this year in newspaper for Significant Non-Compliance? ____ Yes X No

Penalties this reporting Year: Assessed **$ 0.00** Collected **$ 0.00**

For the Year Ending December 31, 2013

CITY OF PHOENIX
SIGNIFICANT INDUSTRIAL USER COMPLIANCE STATUS REPORT

NAME: Phoenix Heat Treating, Inc. 1204-1910		REPORT PERIOD: 01/01/2013 through 12/31/2013	
SERVICE ADDRESS: 2405 West Mohave Street		MAILING ADDRESS: 2405 West Mohave Street Phoenix Arizona 85009	
CATEGORICAL USER? Yes	40 CFR 433.17	LIMITS APPENDIX: E	BMR SUBMITTED: 02/28/1985
TTO CERTIFICATION DATE SUBMITTED: 1/27/2014		PERMIT EFFECTIVE: 04/01/2012	PERMIT EXPIRES: 08/31/2016
SAMPLING LOCATION VERIFIED ON: 12/02/2013		RCRA NOTICE: 02/28/1996	
SLUG CONTROL PLAN EVALUATION DATE: 12/02/2013			

	1st Quarter (Jan 1 - Mar 31)	2nd Quarter (Apr 1 - Jun 30)	3rd Quarter (Jul 1 - Sep 30)	4th Quarter (Oct 1 - Dec 31)
Number of Inspections	0	0	0	1
Number of City Sampling Days	1	1	1	1
Number of IU Sampling Days	3	3	3	3
Number of Parameter Violations	0	0	0	0
Number of Inspection Violations	0	0	0	0
Number of Reporting Violations	0	0	0	0
Number of Permit Cond. Violations	0	0	0	0
Compliance Status	C	C	C	C
Evaluated as of:	04/18/2013	07/19/2013	10/22/2013	01/27/2014

COMPLIANCE CODES: C = Compliance I = Inconsistent Compliance S = Significant Noncompliance
If company is in I or S, then the following table applies:

Quarter	Type of Violation	Date of Violation	Sample Composite or Grab	Limit Federal or City	Monitoring City or IU	Parameter	Value / Limit	Number of Measurements per Quarter

	1st Quarter (Jan 1 – Mar 31)	2nd Quarter (Apr 1 - Jun 30)	3rd Quarter (Jul 1 – Sep 30)	4th Quarter (Oct 1 - Dec 31)
Enforcement Status	N	N	N	N

Enforcement Status Codes

A – Notice of Violation (NOV)
B – Administrative Order (AO)
C – Civil Action Filed
D – Criminal Action Filed
E – Pretreatment Settlement Agreement (PSA)
F – Assessment of Monetary Penalties
G – Restriction of Flow
H – Permit Revocation
I – Compliance Schedule Issued
J – Disconnection from Sewer
K – Published in Newspaper for Significant Non-Compliance (SNC) In Prior Reporting Year
L – Temporary Increase in Self Monitoring (TISM)
N– No Enforcement Action

For the Year Ending December 31, 2013

ENFORCEMENT SUMMARY AND COMMENTS

Company Name: Phoenix Heat Treating, Inc.

Process Flow: 1,500 GPD (Average) (Average)

General Information and type of wastewater treatment
Phoenix Heat Treating, Inc. performs commercial and aerospace heat-treating, electro-polishing, brightening, black oxide coating, and acid / caustic cleaning. Phoenix Heat Treating, Inc. has nine (9) process lines (regulated wawtestreams); only the Aluminum line is discharged to the sanitary sewer system. The wastewater treatment consists of segregation and process control.
First Quarter
Second Quarter
Third Quarter
Fourth Quarter

To be published for this year in newspaper for Significant Non-Compliance? ____ Yes __X__ No

Penalties this reporting Year: Assessed **$ 0.00** Collected **$ 0.00**

For the Year Ending December 31, 2013

CITY OF PHOENIX
SIGNIFICANT INDUSTRIAL USER COMPLIANCE STATUS REPORT

NAME: Phoenix Indian Medical Center			REPORT PERIOD: 01/01/2013 through 12/31/2013
SERVICE ADDRESS: 4212 North 16th Street		MAILING ADDRESS: 4212 North 16th Street Phoenix Arizona 85016	
CATEGORICAL USER? No	40 CFR Local Limits	LIMITS APPENDIX: A	BMR SUBMITTED: 12/28/1990
TTO CERTIFICATION DATE SUBMITTED: N/A		PERMIT EFFECTIVE: 01/01/2012	PERMIT EXPIRES: 12/31/2016
SAMPLING LOCATION VERIFIED ON: 11/14/2013		RCRA NOTICE: 12/28/1990	
SLUG CONTROL PLAN EVALUATION DATE: 11/14/2013			

	1st Quarter (Jan 1 - Mar 31)	2nd Quarter (Apr 1 - Jun 30)	3rd Quarter (Jul 1 - Sep 30)	4th Quarter (Oct 1 - Dec 31)
Number of Inspections	0	0	0	1
Number of City Sampling Days	0	3	2	0
Number of IU Sampling Days	3	3	3	14
Number of Parameter Violations	0	0	1	2
Number of Inspection Violations	0	0	0	0
Number of Reporting Violations	0	0	0	2
Number of Permit Cond. Violations	0	0	0	0
Compliance Status	C	C	I	I
Evaluated as of:	04/23/2013	07/26/2014	10/25/2013	1/27/2014

COMPLIANCE CODES: C = Compliance I = Inconsistent Compliance S = Significant Noncompliance
If company is in I or S, then the following table applies:

Quarter	Type of Violation	Date of Violation	Sample Composite or Grab	Limit Federal or City	Monitoring City or IU	Parameter	Value / Limit	Number of Measurements per Quarter
3rd	Daily Limit	08/30/2013	Composite	City	City	Mercury	0.0046 mg/L/ 0.0023mg/L	2
4th	Daily Limit	11/14/2013	Composite	City	IU	Mercury	0.0033mg/L/ 0.0023 mg/L	14
4th	Reporting	11/23/2013	N/A	N/A	N/A	24- hour Notification-3 days late		
4th	Reporting	12/20/2013	N/A	N/A	N/A	Late 30 day Resample-6 days late		
4th	Daily Limit	12/24/2013	Composite	City	IU	Mercury	0.00358mg/L/ 0.0023mg/L	14

	1st Quarter (Jan 1 – Mar 31)	2nd Quarter (Apr 1 - Jun 30)	3rd Quarter (Jul 1 – Sep 30)	4th Quarter (Oct 1 - Dec 31)
Enforcement Status	N	N	N	A (3), L

Enforcement Status Codes

A - Notice of Violation (NOV)
B - Administrative Order (AO)
C - Civil Action Filed
D - Criminal Action Filed
E - Pretreatment Settlement Agreement (PSA)
F - Assessment of Monetary Penalties
G - Restriction of Flow
H - Permit Revocation
I - Compliance Schedule Issued
J - Disconnection from Sewer
K - Published in Newspaper for Significant Non-Compliance (SNC) In Prior Reporting Year
L - Temporary Increase in IU Self Monitoring (TISM)
N– No Enforcement Action

For the Year Ending December 31, 2013

ENFORCEMENT SUMMARY AND COMMENTS

Company Name: Phoenix Indian Medical Center

Process Flow: 88,693 (GPD) Average

General Information and type of wastewater treatment

This facility is a full service hospital with medical and surgical operations. There are two x-ray developers in the radiology department. Wastewater treatment consists of solids separation and settling. The silver is captured using a cathode recovery system and recycled off-site.

First Quarter

Second Quarter

Third Quarter

Fourth Quarter

On 09/26/13 the City became aware of a daily Mercury exceedance that occurred on 08/30/2013. An NOV, 30-day Resample, and TISM were issued on 10/14/2013. The IU met all requirements.

On 11/26/13 the City became aware of a violation of the daily limits for Mercury that occurred on 11/14/2013 as well as a reporting violation of the 24-Hour notification requirement for the Mercury exceedance. Notification was due 11/23/13, received 11/26/2013, 3 days late. An Effluent NOV was issued on 12/09/2013 and a Reporting NOV was issued on 12/10/2013. The IU has met all the requirements for both NOVs.

On 01/09/2014 the City became aware of a daily Mercury exceedance that occurred on 12/24/2013. An NOV, 30-day Resample, and TISM were issued on 1/22/2014. The IU met all requirements.

On 1/24/2014 an NOV was issued for a late 30 day Resample Report, due 12/20/2013, and received 12/26/213, 6 days late. All requirements of the NOV were met.

To be published for this year in newspaper for Significant Non-Compliance? ____ Yes __X__ No

Penalties this reporting Year: Assessed **$ 0.00** Collected **$ 0.00**

For the Year Ending December 31, 2013

CITY OF PHOENIX
SIGNIFICANT INDUSTRIAL USER COMPLIANCE STATUS REPORT

NAME: Phoenix Manufacturing, Inc.		REPORT PERIOD: 01/01/2013 through 12/31/2013	
SERVICE ADDRESS: 3655 East Roeser Road		MAILING ADDRESS: 3655 East Roeser Road Phoenix Arizona 85040	
CATEGORICAL USER? Yes	40 CFR 433.15	LIMITS APPENDIX: D	BMR SUBMITTED: 09/26/1983
TTO CERTIFICATION DATE SUBMITTED: 01/17/2014		PERMIT EFFECTIVE: 04/01/2012	PERMIT EXPIRES: 03/31/2017
SAMPLING LOCATION VERIFIED ON: 10/21/2013		RCRA NOTICE: 02/28/1990	
SLUG CONTROL PLAN EVALUATION DATE: 10/21/2013			

	1st Quarter (Jan 1 - Mar 31)	2nd Quarter (Apr 1 - Jun 30)	3rd Quarter (Jul 1 - Sep 30)	4th Quarter (Oct 1 - Dec 31)
Number of Inspections	0	0	0	1
Number of City Sampling Days	2	2	0	4
Number of IU Sampling Days	3	3	3	3
Number of Parameter Violations	0	0	0	0
Number of Inspection Violations	0	0	0	0
Number of Reporting Violations	0	0	0	0
Number of Permit Cond. Violations	0	0	0	0
Compliance Status	C	C	C	C
Evaluated as of:	04/26/2013	07/27/2013	10/25/2013	1/17/2014

COMPLIANCE CODES: C = Compliance I = Inconsistent Compliance S = Significant Noncompliance
If company is in I or S, then the following table applies:

Quarter	Type of Violation	Date of Violation	Sample Composite or Grab	Limit Federal or City	Monitoring City or IU	Parameter	Value / Limit	Number of Measurements per Quarter

	1st Quarter (Jan 1 – Mar 31)	2nd Quarter (Apr 1 - Jun 30)	3rd Quarter (Jul 1 – Sep 30)	4th Quarter (Oct 1 - Dec 31)
Enforcement Status	N	N	N	N

Enforcement Status Codes

A - Notice of Violation (NOV)
B - Administrative Order (AO)
C - Civil Action Filed
D - Criminal Action Filed
E - Pretreatment Settlement Agreement (PSA)
F - Assessment of Monetary Penalties
G - Restriction of Flow
H - Permit Revocation
I - Compliance Schedule Issued
J - Disconnection from Sewer
K - Published in Newspaper for Significant Non-Compliance (SNC) In Prior Reporting Year
L - Temporary Increase in IU Self Monitoring (TISM)
N– No Enforcement Action

For the Year Ending December 31, 2013

ENFORCEMENT SUMMARY AND COMMENTS

Company Name: Phoenix Manufacturing, Inc.

Process Flow: 8,868 GPD (Average)

General Information and type of wastewater treatment

Phoenix Manufacturing, Inc. receives raw material in the form of rolls of sheet metal and manufactures evaporative coolers and electrical wiring boxes. The fabrication of the product consists in the rolls being cut, punched, and bent, to form components. The components are spot welded then put through a zinc phosphating process, powder coated and assembled for shipment. The zinc phosphating process is regulated under 40 CFR 433.15.

The wastewater pretreatment consists of hydroxide precipitation and pH neutralization.

First Quarter

Second Quarter

Third Quarter

Fourth Quarter

To be published for this year in newspaper for Significant Non-Compliance? ____ Yes X No

Penalties this reporting Year: Assessed **$ 0.00** Collected **$ 0.00**

For the Year Ending December 31, 2013

CITY OF PHOENIX
SIGNIFICANT INDUSTRIAL USER COMPLIANCE STATUS REPORT

NAME: Prudential Overall Supply			REPORT PERIOD: 01/01/2013 through 12/31/2013
SERVICE ADDRESS: 5102 West Roosevelt Street		MAILING ADDRESS: 5102 West Roosevelt Street Phoenix Arizona 85043	
CATEGORICAL USER? No	40 CFR Local Limits	LIMITS APPENDIX: A	BMR SUBMITTED: 02/28/1990
TTO CERTIFICATION DATE SUBMITTED: N/A		PERMIT EFFECTIVE: 07/01/2013	PERMIT EXPIRES: 06/30/2018
SAMPLING LOCATION VERIFIED ON: 09/20/2013		RCRA NOTICE: 02/28/1990	
SLUG CONTROL PLAN EVALUATION DATE: 09/20/2013			

	1st Quarter (Jan 1 - Mar 31)	2nd Quarter (Apr 1 - Jun 30)	3rd Quarter (Jul 1 - Sep 30)	4th Quarter (Oct 1 - Dec 31)
Number of Inspections	1	0	0	0
Number of City Sampling Days	4	4	4	0
Number of IU Sampling Days	1	1	1	1
Number of Parameter Violations	3	0	0	0
Number of Inspection Violations	0	0	0	0
Number of Reporting Violations	0	0	0	0
Number of Permit Cond. Violations	0	0	0	0
Compliance Status	I	C	C	C
Evaluated as of:	04/30/2013	08/07/2013	01/08/2014	02/03/2014

COMPLIANCE CODES: C = Compliance I = Inconsistent Compliance S = Significant Noncompliance
If company is in I or S, then the following table applies:

Quarter	Type of Violation	Date of Violation	Sample Composite or Grab	Limit Federal or City	Monitoring City or IU	Parameter	Value / Limit	Number of Measurements per Quarter
1st	Instantaneous	01/14/2013	Grab	City	City	pH	3.8/5.0 SU	5
1st	Daily	01/15/2013	Composite	City	City	Cadmium	0.048/0.047mg/L	4
1st	Daily	01/17/2013	Composite	City	City	Cadmium	0.362/0.047mg/L	4

	1st Quarter (Jan 1 – Mar 31)	2nd Quarter (Apr 1 - Jun 30)	3rd Quarter (Jul 1 – Sep 30)	4th Quarter (Oct 1 - Dec 31)
Enforcement Status	A,L	N	A,L	E,F

Enforcement Status Codes

A - Notice of Violation (NOV)
B - Administrative Order (AO)
C - Civil Action Filed
D - Criminal Action Filed
E - Pretreatment Settlement Agreement (PSA)
F - Assessment of Monetary Penalties
G - Restriction of Flow
H - Permit Revocation
I - Compliance Schedule Issued
J - Disconnection from Sewer
K - Published in Newspaper for Significant Non-Compliance (SNC) In Prior Reporting Year
L - Temporary Increase in IU Self Monitoring (TISM)
N– No Enforcement Action

ENFORCEMENT SUMMARY AND COMMENTS

Company Name: Prudential Overall Supply

Process Flow: 44,882 GPD (Average)

General Information and type of wastewater treatment

The facility is a commercial laundry. The wastewater treatment consists of filtration, hydroxide precipitation, flocculation, sedimentation and pH neutralization.

First Quarter

On 01/14/2013, the City issued a field NOV for a pH exceedance. On 01/15/2013, the TISM letter was issued. All requirements of the NOV and TISM were met.

Second Quarter

Third Quarter

On 07/12/2013, an NOV and TISM were issued for Cadmium violations which occurred on 01/15/2013 and 01/17/2013. All requirements of the NOV and TISM were met.
On 08/29/2013, a Notice to Show Cause was issued as a result of three parameter violations occurring within a 90 day period.

Fourth Quarter

On 10/072013, a Show Cause Hearing was held to discuss violations occurring during the enforcement period of 08/01/2013 through 07/31/2013. A Pretreatment Settlement Agreement (PSA) was negotiated and a $4,905 fine was assessed.

To be published for this year in newspaper for Significant Non-Compliance? ____ Yes X No

Penalties this reporting Year: Assessed **$4,905.00** Collected **$4,905.00**

For the Year Ending December 31, 2013

CITY OF PHOENIX
SIGNIFICANT INDUSTRIAL USER COMPLIANCE STATUS REPORT

NAME: Quantum Global Technologies, LLC		REPORT PERIOD: 01/01/2013 through 12/31/2013	
SERVICE ADDRESS: 2101 West Roosevelt Street		MAILING ADDRESS: 2101 West Roosevelt Street Phoenix Arizona 85009	
CATEGORICAL USER? Yes	40 CFR 433.17	LIMITS APPENDIX: E	BMR SUBMITTED: 01/27/2006
TTO CERTIFICATION DATE SUBMITTED: 12/11/2013		PERMIT EFFECTIVE: 01/01/2011	PERMIT EXPIRES: 12/31/2015
SAMPLING LOCATION VERIFIED ON: 10/17/2013		RCRA NOTICE: 10/05/2005	
SLUG CONTROL PLAN EVALUATION DATE: 10/17/2013			

	1st Quarter (Jan 1 - Mar 31)	2nd Quarter (Apr 1 - Jun 30)	3rd Quarter (Jul 1 - Sep 30)	4th Quarter (Oct 1 - Dec 31)
Number of Inspections	0	0	0	1
Number of City Sampling Days	1	1	1	1
Number of IU Sampling Days	3	3	3	3
Number of Parameter Violations	1	0	0	0
Number of Inspection Violations	0	0	0	0
Number of Reporting Violations	0	0	0	0
Number of Permit Cond. Violations	0	2	0	0
Compliance Status	I	I	C	C
Evaluated as of:	04/08/2013	08/14/2013	01/08/2014	01/29/2014

COMPLIANCE CODES: C = Compliance I = Inconsistent Compliance S = Significant Noncompliance
If company is in I or S, then the following table applies:

Quarter	Type of Violation	Date of Violation	Sample Composite or Grab	Limit Federal or City	Monitoring City or IU	Parameter	Value / Limit	Number of Measurements per Quarter
1st	Instantaneous	02/15/2013	Grab	City	City	pH	4.7/5.0 SU	31
2nd	Permit Condition	04/30/203	N/A	N/A	N/A	Failure to Sample Properly		
2nd	Permit Condition	05/31/2013	N/A	N/A	N/A	Failure to Sample Properly		

	1st Quarter (Jan 1 – Mar 31)	2nd Quarter (Apr 1 - Jun 30)	3rd Quarter (Jul 1 – Sep 30)	4th Quarter (Oct 1 - Dec 31)
Enforcement Status	A,L	N	A	N

Enforcement Status Codes

A - Notice of Violation (NOV)
B - Administrative Order (AO)
C - Civil Action Filed
D - Criminal Action Filed
E - Pretreatment Settlement Agreement (PSA)
F - Assessment of Monetary Penalties
G - Restriction of Flow
H - Permit Revocation
I - Compliance Schedule Issued
J - Disconnection from Sewer
K - Published in Newspaper for Significant Non-Compliance (SNC) In Prior Reporting Year
L - Temporary Increase in IU Self Monitoring (TISM)
N– No Enforcement Action

For the Year Ending December 31, 2013

ENFORCEMENT SUMMARY AND COMMENTS

Company Name: Quantum Global Technology, LLC

Process Flow: 172 GPD (Annual)

General Information and type of wastewater treatment

This facility performs semiconductor and aerospace equipment / parts cleaning using abrasive blasting and chemical cleaning consisting of acid and caustic solutions. Pretreatment consists of precipitation, settling, dewatering, filtration and pH adjustment.

First Quarter

On 02/13/2013, the City issued a Field NOV for a pH exceedance. A TISM was issued on 02/21/2013. All requirements of the NOV and TISM were met.

Second Quarter

Third Quarter

On 06/05/2013, the City became aware that the facility did not collect the April and May pH samples from the Compliance Sampling Point. An NOV was issued on 07/19/2013. All requirements of the NOV were met.

Fourth Quarter

To be published for this year in newspaper for Significant Non-Compliance? ____ Yes __X__ No

Penalties this reporting Year: Assessed **$ 0.00** Collected **$ 0.00**

For the Year Ending December 31, 2013

CITY OF PHOENIX
SIGNIFICANT INDUSTRIAL USER COMPLIANCE STATUS REPORT

NAME: Quantum Global Technology, LLC dba Quantum Clean		REPORT PERIOD: 01/01/2013 through 12/31/2013	
SERVICE ADDRESS: 3925 East Watkins Street		MAILING ADDRESS: 3925 East Watkins Street Phoenix Arizona 85034	
CATEGORICAL USER? Yes	40 CFR 433.17	LIMITS APPENDIX: E	BMR SUBMITTED: 05/17/2000
TTO CERTIFICATION DATE SUBMITTED: 1/08/2014		PERMIT EFFECTIVE: 07/01/2011	PERMIT EXPIRES: 06/30/2016
SAMPLING LOCATION VERIFIED ON: 12/10/2013		RCRA NOTICE: 06/08/2011	
SLUG CONTROL PLAN EVALUATION DATE: 12/10/2013			

	1st Quarter (Jan 1 - Mar 31)	2nd Quarter (Apr 1 - Jun 30)	3rd Quarter (Jul 1 - Sep 30)	4th Quarter (Oct 1 - Dec 31)
Number of Inspections	0	0	0	1
Number of City Sampling Days	2	3	0	3
Number of IU Sampling Days	5	5	3	3
Number of Parameter Violations	0	0	0	0
Number of Inspection Violations	0	0	0	0
Number of Reporting Violations	0	0	0	0
Number of Permit Cond. Violations	0	0	0	0
Compliance Status	C	C	C	C
Evaluated as of:	04/08/2013	07/12/2013	10/24/2013	01/08/2014

COMPLIANCE CODES: C = Compliance I = Inconsistent Compliance S = Significant Noncompliance
If company is in I or S, then the following table applies:

Quarter	Type of Violation	Date of Violation	Sample Composite or Grab	Limit Federal or City	Monitoring City or IU	Parameter	Value / Limit	Number of Measurements per Quarter

	1st Quarter (Jan 1 – Mar 31)	2nd Quarter (Apr 1 - Jun 30)	3rd Quarter (Jul 1 – Sep 30)	4th Quarter (Oct 1 - Dec 31)
Enforcement Status	N	N	N	N

Enforcement Status Codes

A - Notice of Violation (NOV)
B - Administrative Order (AO)
C - Civil Action Filed
D - Criminal Action Filed
E - Pretreatment Settlement Agreement (PSA)
F - Assessment of Monetary Penalties
G - Restriction of Flow
H - Permit Revocation
I - Compliance Schedule Issued
J - Disconnection from Sewer
K - Published in Newspaper for Significant Non-Compliance (SNC) In Prior Reporting Year
L - Temporary Increase in IU Self Monitoring (TISM)
N– No Enforcement Action

ENFORCEMENT SUMMARY AND COMMENTS

Company Name: Quantum Global Technology, LLC dba Quantum Clean

Process Flow: 2,373 (GPD) Average

General Information and type of wastewater treatment
Quantum Clean performs chemical cleaning and metallic coating of semiconductor manufacturing components. Wastewater treatment consists of precious metals recovery, flocculation and pH adjust.
First Quarter
Second Quarter
Third Quarter
Fourth Quarter

To be published for this year in newspaper for Significant Non-Compliance? ____ Yes X No

Penalties this reporting Year: Assessed **$ 0.00** Collected **$ 0.00**

For the Year Ending December 31, 2013

CITY OF PHOENIX
SIGNIFICANT INDUSTRIAL USER COMPLIANCE STATUS REPORT

NAME: Rexam Beverage Can Company			REPORT PERIOD: 01/01/2013 through 12/31/2013
SERVICE ADDRESS: 211 North 51st Avenue		MAILING ADDRESS: 211 North 51st Avenue Phoenix Arizona 85043	
CATEGORICAL USER? Yes	40 CFR 465.45	LIMITS APPENDIX: J	BMR SUBMITTED: 07/27/1987
TTO CERTIFICATION DATE SUBMITTED: 11/26/2013		PERMIT EFFECTIVE: 10/01/2012	PERMIT EXPIRES: 09/30/2017
SAMPLING LOCATION VERIFIED ON: 11/26/2013		RCRA NOTICE: 02/27/1991	
SLUG CONTROL PLAN EVALUATION DATE: 11/26/2013			

	1st Quarter (Jan 1 - Mar 31)	2nd Quarter (Apr 1 - Jun 30)	3rd Quarter (Jul 1 - Sep 30)	4th Quarter (Oct 1 - Dec 31)
Number of Inspections	0	0	0	1
Number of City Sampling Days	3	4	4	3
Number of IU Sampling Days	3	3	3	3
Number of Parameter Violations	0	0	0	0
Number of Inspection Violations	0	0	0	0
Number of Reporting Violations	0	0	0	0
Number of Permit Cond. Violations	0	0	0	0
Compliance Status	C	C	C	C
Evaluated as of:	04/09/2013	07/05/2013	10/04/2013	01/15/2014

COMPLIANCE CODES: C = Compliance I = Inconsistent Compliance S = Significant Noncompliance
If company is in I or S, then the following table applies:

Quarter	Type of Violation	Date of Violation	Sample Composite or Grab	Limit Federal or City	Monitoring City or IU	Parameter	Value / Limit	Number of Measurements per Quarter

	1st Quarter (Jan 1 – Mar 31)	2nd Quarter (Apr 1 - Jun 30)	3rd Quarter (Jul 1 – Sep 30)	4th Quarter (Oct 1 - Dec 31)
Enforcement Status	N	N	N	N

Enforcement Status Codes

A - Notice of Violation (NOV)
B - Administrative Order (AO)
C - Civil Action Filed
D - Criminal Action Filed
E - Pretreatment Settlement Agreement (PSA)
F - Assessment of Monetary Penalties
G - Restriction of Flow
H - Permit Revocation
I - Compliance Schedule Issued
J - Disconnection from Sewer
K - Published in Newspaper for Significant Non-Compliance (SNC) In Prior Reporting Year
L - Temporary Increase in IU Self Monitoring (TISM)
N– No Enforcement Action

For the Year Ending December 31, 2013

ENFORCEMENT SUMMARY AND COMMENTS

Company Name: Rexam Beverage Can Company

Process Flow: 72,519 (GPD) Average

General Information and type of wastewater treatment
Rexam Beverage Can Americas manufactures two-piece beverage cans from aluminum coil stock. In lieu of sampling for TTO's, the facility monitors for 1664A - SGT-HEM, as delineated in 40 CFR 465.03(c). They also submit a signed " No Solvent Dumping and TOMP Implementation Certification" on a monthly schedule with their Self Monitoring Reports. The wastewater treatment consists of stream segregation, lime addition, hydroxide precipitation, filtration, dewatering, and pH neutralization.
First Quarter
Second Quarter
Third Quarter
Fourth Quarter

To be published for this year in newspaper for Significant Non-Compliance? ____ Yes X No

Penalties this reporting Year: Assessed $ 0.00 Collected $ 0.00

For the Year Ending December 31, 2013

CITY OF PHOENIX
SIGNIFICANT INDUSTRIAL USER COMPLIANCE STATUS REPORT

NAME: Safeway, Inc. Phoenix Ice Cream Plant			REPORT PERIOD: 01/01/2013 through 12/31/2013
SERVICE ADDRESS: 2434 East Pecan Road		MAILING ADDRESS: 2434 East Pecan Road Phoenix Arizona 85040	
CATEGORICAL USER? No	40 CFR Local Limits	LIMITS APPENDIX: A	BMR SUBMITTED: 02/01/2003
TTO CERTIFICATION DATE SUBMITTED: N/A		PERMIT EFFECTIVE: 01/01/2013	PERMIT EXPIRES: 12/31/2017
SAMPLING LOCATION VERIFIED ON: 10/21/2013		RCRA NOTICE: 02/01/2003	
SLUG CONTROL PLAN EVALUATION DATE: 10/21/2013			

	1st Quarter (Jan 1 - Mar 31)	2nd Quarter (Apr 1 - Jun 30)	3rd Quarter (Jul 1 - Sep 30)	4th Quarter (Oct 1 - Dec 31)
Number of Inspections	0	0	0	1
Number of City Sampling Days	2	2	0	0
Number of IU Sampling Days	1	1	1	1
Number of Parameter Violations	0	0	0	0
Number of Inspection Violations	0	0	0	0
Number of Reporting Violations	0	0	0	0
Number of Permit Cond. Violations	0	0	0	0
Compliance Status	C	C	C	C
Evaluated as of:	4/23/2013	7/19/2013	10/25/2013	1/28/2014

COMPLIANCE CODES: C = Compliance I = Inconsistent Compliance S = Significant Noncompliance
If company is in I or S, then the following table applies:

Quarter	Type of Violation	Date of Violation	Sample Composite or Grab	Limit Federal or City	Monitoring City or IU	Parameter	Value / Limit	Number of Measurements per Quarter

	1st Quarter (Jan 1 – Mar 31)	2nd Quarter (Apr 1 - Jun 30)	3rd Quarter (Jul 1 – Sep 30)	4th Quarter (Oct 1 - Dec 31)
Enforcement Status	N	N	N	N

Enforcement Status Codes

A - Notice of Violation (NOV)
B - Administrative Order (AO)
C - Civil Action Filed
D - Criminal Action Filed
E - Pretreatment Settlement Agreement (PSA)
F - Assessment of Monetary Penalties
G - Restriction of Flow
H - Permit Revocation
I - Compliance Schedule Issued
J - Disconnection from Sewer
K - Published in Newspaper for Significant Non-Compliance (SNC) In Prior Reporting Year
L - Temporary Increase in IU Self Monitoring (TISM)
N– No Enforcement Action

For the Year Ending December 31, 2013

ENFORCEMENT SUMMARY AND COMMENTS

Company Name: Safeway, Inc. Phoenix Ice Cream Plant

Process Flow: 67,650 (GPD) Average

General Information and type of wastewater treatment
The facility manufactures and packages ice cream from raw bulk products. Wastewater pretreatment consists of physical separation and pH adjustment. Waste product is shipped off-site for animal (hog) feed.
First Quarter
Second Quarter
Third Quarter
Fourth Quarter

To be published for this year in newspaper for Significant Non-Compliance? ____ Yes X No

Penalties this reporting Year: Assessed **$ 0.00** Collected **$ 0.00**

For the Year Ending December 31, 2013

CITY OF PHOENIX
SIGNIFICANT INDUSTRIAL USER COMPLIANCE STATUS REPORT

NAME: Sav-On Plating, Inc.		REPORT PERIOD: 01/01/2013 through 12/31/2013	
SERVICE ADDRESS: 17 West Watkins Street		MAILING ADDRESS: 17 West Watkins Road Phoenix Arizona 85003	
CATEGORICAL USER? Yes	40 CFR 433.17	LIMITS APPENDIX: E	BMR SUBMITTED: 09/19/1994
TTO CERTIFICATION DATE SUBMITTED: 01/10/2014		PERMIT EFFECTIVE: 04/01/2010	PERMIT EXPIRES: 09/30/2013
SAMPLING LOCATION VERIFIED ON: 12/11/2013		RCRA NOTICE: 02/27/1991	
SLUG CONTROL PLAN EVALUATION DATE: 12/13/2013			

	1st Quarter (Jan 1 - Mar 31)	2nd Quarter (Apr 1 - Jun 30)	3rd Quarter (Jul 1 - Sep 30)	4th Quarter (Oct 1 - Dec 31)
Number of Inspections	0	0	0	1
Number of City Sampling Days	3	4	4	0
Number of IU Sampling Days	3	3	3	3
Number of Parameter Violations	0	1	0	0
Number of Inspection Violations	0	0	0	0
Number of Reporting Violations	0	0	0	0
Number of Permit Cond. Violations	0	0	0	0
Compliance Status	C	I	C	C
Evaluated as of:	04/22/2013	07/03/2013	10/10/2013	01/10/2014

COMPLIANCE CODES: C = Compliance I = Inconsistent Compliance S = Significant Noncompliance
If company is in I or S, then the following table applies:

Quarter	Type of Violation	Date of Violation	Sample Composite or Grab	Limit Federal or City	Monitoring City or IU	Parameter	Value / Limit	Number of Measurements per Quarter
2nd	Daily Effluent	05/30/2013	Composite	Federal	City	Chromium	3.10 mg/L/2.77 mg/L	10

	1st Quarter (Jan 1 – Mar 31)	2nd Quarter (Apr 1 - Jun 30)	3rd Quarter (Jul 1 – Sep 30)	4th Quarter (Oct 1 - Dec 31)
Enforcement Status	N	N	A, L	N

Enforcement Status Codes

A - Notice of Violation (NOV)
B - Administrative Order (AO)
C - Civil Action Filed
D - Criminal Action Filed
E - Pretreatment Settlement Agreement (PSA)
F - Assessment of Monetary Penalties
G - Restriction of Flow
H - Permit Revocation
I - Compliance Schedule Issued
J - Disconnection from Sewer
K - Published in Newspaper for Significant Non-Compliance (SNC) In Prior Reporting Year
L - Temporary Increase in IU Self Monitoring (TISM)
N– No Enforcement Action

ENFORCEMENT SUMMARY AND COMMENTS

Company Name: Sav-On Plating, Inc.

Process Flow: 14,027 (GPD) Average

General Information and type of wastewater treatment
Sav-On Plating performs chromate conversion coating, alkaline zinc and cadmium plating using barrel and rack plating methods. Pretreatment processes consist of stream segregation, chemical reduction, hydroxide precipitation, dewatering, and pH neutralization.
First Quarter
Second Quarter
Third Quarter
On 05/30/2013 the facility exceeded the Federal Daily Limit for Chromium during City monitoring. The City became aware of this violation on 07/16/2013 and an NOV and TISM were issued on 07/19/2013. All requirements of this NOV and TISM have been fulfilled.
Fourth Quarter

To be published for this year in newspaper for Significant Non-Compliance? ____ Yes X No

Penalties this reporting Year: Assessed $ 0.00 Collected $ 0.00

For the Year Ending December 31, 2013

CITY OF PHOENIX
SIGNIFICANT INDUSTRIAL USER COMPLIANCE STATUS REPORT

NAME: Semi Ray Inspection Services, Inc. Semiray Special Process Division			REPORT PERIOD: 01/01/2013 through 12/31/2013
SERVICE ADDRESS: 3027 East Washington Street		MAILING ADDRESS: 3027 East Washington Street Phoenix Arizona 85034-1517	
CATEGORICAL USER? Yes	40 CFR 433.17	LIMITS APPENDIX: E	BMR SUBMITTED: 12/09/2004
TTO CERTIFICATION DATE SUBMITTED: 01/27/2014		PERMIT EFFECTIVE: 10/01/2009	PERMIT EXPIRES: 06/30/2014
SAMPLING LOCATION VERIFIED ON: 10/03/2013		RCRA NOTICE: 11/10/2004	
SLUG CONTROL PLAN EVALUATION DATE: 10/03/2013			

	1st Quarter (Jan 1 - Mar 31)	2nd Quarter (Apr 1 - Jun 30)	3rd Quarter (Jul 1 - Sep 30)	4th Quarter (Oct 1 - Dec 31)
Number of Inspections	0	0	0	1
Number of City Sampling Days	2	0	3	1
Number of IU Sampling Days	3	3	3	3
Number of Parameter Violations	0	0	1	0
Number of Inspection Violations	0	0	0	0
Number of Reporting Violations	0	0	0	0
Number of Permit Cond. Violations	0	0	0	0
Compliance Status	C	C	I	C
Evaluated as of:	04/23/2012	08/07/2012	11/09/2012	01/27/2014

COMPLIANCE CODES: C = Compliance I = Inconsistent Compliance S = Significant Noncompliance
If company is in I or S, then the following table applies:

Quarter	Type of Violation	Date of Violation	Sample Composite or Grab	Limit Federal or City	Monitoring City or IU	Parameter	Value / Limit	Number of Measurements per Quarter
3rd	Instantaneous	07/01/2013	Grab	City	City	pH	2.7/5.0 SU	67

	1st Quarter (Jan 1 – Mar 31)	2nd Quarter (Apr 1 - Jun 30)	3rd Quarter (Jul 1 – Sep 30)	4th Quarter (Oct 1 - Dec 31)
Enforcement Status	N	N	A, L	N

Enforcement Status Codes

A - Notice of Violation (NOV)
B - Administrative Order (AO)
C - Civil Action Filed
D - Criminal Action Filed
E - Pretreatment Settlement Agreement (PSA)
F - Assessment of Monetary Penalties
G - Restriction of Flow
H - Permit Revocation
I - Compliance Schedule Issued
J - Disconnection from Sewer
K - Published in Newspaper for Significant Non-Compliance (SNC) In Prior Reporting Year
L - Temporary Increase in IU Self Monitoring (TISM)
N– No Enforcement Action

For the Year Ending December 31, 2013

ENFORCEMENT SUMMARY AND COMMENTS

Company Name: Semi Ray Inspection Services, Inc.
Semiray Special Process Division

Process Flow: 4,721 (GPD) Average

General Information and type of wastewater treatment

This facility conducts chromate conversion coating, chromic and nitric acid passivation, anodizing, chemical etching, dye penetrant testing, masking, and X-ray testing. Pretreatment consists of stream segregation, hydroxide precipitation, sedimentation, filtration, and pH neutralization.

First Quarter

Second Quarter

Third Quarter

On 07/08/2013 the City became aware of a daily pH exceedance. An NOV and TISM were issued on 07/08/2013. The IU met all requirements.

Fourth Quarter

To be published for this year in newspaper for Significant Non-Compliance? ___ Yes X No

Penalties this reporting Year: Assessed $ 0.00 Collected $ 0.00

For the Year Ending December 31, 2013

CITY OF PHOENIX
SIGNIFICANT INDUSTRIAL USER COMPLIANCE STATUS REPORT

NAME: Shamrock Foods Company-Dairy Division			REPORT PERIOD: 01/01/2013 through 12/31/2013
SERVICE ADDRESS: 2228 North Black Canyon Highway		MAILING ADDRESS: 2228 North Black Canyon Highway Phoenix Arizona 85009-2707	
CATEGORICAL USER? No	40 CFR Local Limits	LIMITS APPENDIX: A	BMR SUBMITTED: N/A
TTO CERTIFICATION DATE SUBMITTED: N/A		PERMIT EFFECTIVE: 10/01/2013	PERMIT EXPIRES: 06/30/2018
SAMPLING LOCATION VERIFIED ON: 03/15/2013		RCRA NOTICE: 02/28/1990	
SLUG CONTROL PLAN EVALUATION DATE: 03/15/2013			

	1st Quarter (Jan 1 - Mar 31)	2nd Quarter (Apr 1 - Jun 30)	3rd Quarter (Jul 1 - Sep 30)	4th Quarter (Oct 1 - Dec 31)
Number of Inspections	1	0	0	0
Number of City Sampling Days	4	6	5	5
Number of IU Sampling Days	7	6	6	8
Number of Parameter Violations	0	0	0	0
Number of Inspection Violations	0	0	0	0
Number of Reporting Violations	0	0	0	0
Number of Permit Cond. Violations	0	0	0	0
Compliance Status	C	C	C	C
Evaluated as of:	04/17/2013	07/01/2013	10/11/2013	01/15/2014

COMPLIANCE CODES: C = Compliance I = Inconsistent Compliance S = Significant Noncompliance
If company is in I or S, then the following table applies:

Quarter	Type of Violation	Date of Violation	Sample Composite or Grab	Limit Federal or City	Monitoring City or IU	Parameter	Value / Limit	Number of Measurements per Quarter

	1st Quarter (Jan 1 – Mar 31)	2nd Quarter (Apr 1 - Jun 30)	3rd Quarter (Jul 1 – Sep 30)	4th Quarter (Oct 1 - Dec 31)
Enforcement Status	N	N	N	N

Enforcement Status Codes

A - Notice of Violation (NOV)
B - Administrative Order (AO)
C - Civil Action Filed
D - Criminal Action Filed
E - Pretreatment Settlement Agreement (PSA)
F - Assessment of Monetary Penalties
G - Restriction of Flow
H - Permit Revocation
I - Compliance Schedule Issued
J - Disconnection from Sewer
K - Published in Newspaper for Significant Non-Compliance (SNC) In Prior Reporting Year
L - Temporary Increase in IU Self Monitoring (TISM)
N– No Enforcement Action

For the Year Ending December 31, 2013

ENFORCEMENT SUMMARY AND COMMENTS

Company Name: Shamrock Foods Company

Process Flow: 473,466 (GPD) Average

General Information and type of wastewater treatment

The facility processes milk into sour cream, cottage cheese, skim milk, 2% milk, and whole milk. The facility also makes orange juice from concentrate. Products are packaged on site. Wastewater pretreatment consists of physical separation and pH adjustment.

First Quarter

Second Quarter

Third Quarter

Fourth Quarter

To be published for this year in newspaper for Significant Non-Compliance? ____ Yes __X__ No

Penalties this reporting Year: Assessed **$ 0.00** Collected **$ 0.00**

For the Year Ending December 31, 2013

CITY OF PHOENIX
SIGNIFICANT INDUSTRIAL USER COMPLIANCE STATUS REPORT

NAME: Signetix, Inc.		REPORT PERIOD:	01/01/2013 through 12/31/2013
SERVICE ADDRESS: 2611 South 7th Street, Suite 101		MAILING ADDRESS:	2611 South 7th Street, Suite 101 Phoenix Arizona 85034-6523
CATEGORICAL USER? Yes	40 CFR 433.17	LIMITS APPENDIX: E	BMR SUBMITTED: 07/02/2001
TTO CERTIFICATION DATE SUBMITTED: 01/20/2014		PERMIT EFFECTIVE: 12/01/2013	PERMIT EXPIRES: 09/30/2016
SAMPLING LOCATION VERIFIED ON: 09/27/2013		RCRA NOTICE: 12/14/2001	
SLUG CONTROL PLAN EVALUATION DATE: 09/27/2013			

	1st Quarter (Jan 1 - Mar 31)	2nd Quarter (Apr 1 - Jun 30)	3rd Quarter (Jul 1 - Sep 30)	4th Quarter (Oct 1 - Dec 31)
Number of Inspections	0	0	1	0
Number of City Sampling Days	1	3	2	0
Number of IU Sampling Days	1	1	1	1
Number of Parameter Violations	0	0	0	0
Number of Inspection Violations	0	0	0	0
Number of Reporting Violations	0	0	0	0
Number of Permit Cond. Violations	0	0	0	0
Compliance Status	C	C	C	C
Evaluated as of:	04/24/2013	07/26/2013	10/24/2013	01/20/2014

COMPLIANCE CODES: C = Compliance I = Inconsistent Compliance S = Significant Noncompliance
If company is in I or S, then the following table applies:

Quarter	Type of Violation	Date of Violation	Sample Composite or Grab	Limit Federal or City	Monitoring City or IU	Parameter	Value / Limit	Number of Measurements per Quarter

	1st Quarter (Jan 1 – Mar 31)	2nd Quarter (Apr 1 - Jun 30)	3rd Quarter (Jul 1 – Sep 30)	4th Quarter (Oct 1 - Dec 31)
Enforcement Status	N	N	N	N

Enforcement Status Codes

A - Notice of Violation (NOV)
B - Administrative Order (AO)
C - Civil Action Filed
D - Criminal Action Filed
E - Pretreatment Settlement Agreement (PSA)
F - Assessment of Monetary Penalties
G - Restriction of Flow
H - Permit Revocation
I - Compliance Schedule Issued
J - Disconnection from Sewer
K - Published in Newspaper for Significant Non-Compliance (SNC) In Prior Reporting Year
L - Temporary Increase in IU Self Monitoring (TISM)
N– No Enforcement Action

For the Year Ending December 31, 2013

ENFORCEMENT SUMMARY AND COMMENTS

Company Name: Signetix, Inc.

Process Flow: 4408 (GPD) Average

General Information and type of wastewater treatment

The facility process consists of immersing a substratum metal into a phosphate cleaning solution, rinsing the metal and applying a powder coating.

Rinsate wastewater generated from the cleaning process is pH neutralized prior to discharge.

First Quarter

Second Quarter

Third Quarter

Fourth Quarter

On November 5, 2013 a revised permit was issued to include the reporting requirements page.

To be published for this year in newspaper for Significant Non-Compliance? ____ Yes X No

Penalties this reporting Year: Assessed $ 0.00 Collected $ 0.00

For the Year Ending December 31, 2013

CITY OF PHOENIX
SIGNIFICANT INDUSTRIAL USER COMPLIANCE STATUS REPORT

NAME: SkyChefs, Inc. – LSG SkyChefs			REPORT PERIOD: 01/01/2013 through 12/31/2013
SERVICE ADDRESS: 1451 South 23rd Street		MAILING ADDRESS: 1451 South 23rd Street Phoenix Arizona 85034	
CATEGORICAL USER? No	40 CFR Local Limits	LIMITS APPENDIX: A	BMR SUBMITTED: N/A
TTO CERTIFICATION DATE SUBMITTED: N/A		PERMIT EFFECTIVE: 11/01/2013	PERMIT EXPIRES: 06/30/2017
SAMPLING LOCATION VERIFIED ON: 11/08/2013		RCRA NOTICE: 02/28/1990	
SLUG CONTROL PLAN EVALUATION DATE: 11/08/2013			

	1st Quarter (Jan 1 - Mar 31)	2nd Quarter (Apr 1 - Jun 30)	3rd Quarter (Jul 1 - Sep 30)	4th Quarter (Oct 1 - Dec 31)
Number of Inspections	0	0	0	1
Number of City Sampling Days	0	3	0	2
Number of IU Sampling Days	1	1	1	7
Number of Parameter Violations	0	0	0	2
Number of Inspection Violations	0	0	0	0
Number of Reporting Violations	0	0	0	0
Number of Permit Cond. Violations	0	0	0	0
Compliance Status	C	C	C	I
Evaluated as of:	04/23/2013	07/26/2013	10/28/2013	01/21/2014

COMPLIANCE CODES: C = Compliance I = Inconsistent Compliance S = Significant Noncompliance
If company is in I or S, then the following table applies:

Quarter	Type of Violation	Date of Violation	Sample Composite or Grab	Limit Federal or City	Monitoring City or IU	Parameter	Value / Limit	Number of Measurements per Quarter
4th	Instantaneous	10/02/2013	Grab	City	IU	pH	4.9/ 5.0 SU	7
4th	Instantaneous	11/08/2013	Grab	City	IU	pH	11.03/ 10.5 SU	7

	1st Quarter (Jan 1 – Mar 31)	2nd Quarter (Apr 1 - Jun 30)	3rd Quarter (Jul 1 – Sep 30)	4th Quarter (Oct 1 - Dec 31)
Enforcement Status	N	N	N	A(2), L

Enforcement Status Codes

A - Notice of Violation (NOV)
B - Administrative Order (AO)
C - Civil Action Filed
D - Criminal Action Filed
E - Pretreatment Settlement Agreement (PSA)
F - Assessment of Monetary Penalties
G - Restriction of Flow
H - Permit Revocation
I - Compliance Schedule Issued
J - Disconnection from Sewer
K - Published in Newspaper for Significant Non-Compliance (SNC) In Prior Reporting Year
L - Temporary Increase in IU Self Monitoring (TISM)
N– No Enforcement Action

For the Year Ending December 31, 2013

ENFORCEMENT SUMMARY AND COMMENTS

Company Name: Skychefs, Inc. (LSG Skychefs)

Process Flow: 42,441 (GPD) Average

General Information and type of wastewater treatment

The facility prepares and processes food for commercial airlines.

Pretreatment consists of physical separation and a pH mixing tank.

First Quarter

Second Quarter

Third Quarter

Fourth Quarter

On 10/02/2013 the City became aware of a daily pH exceedance. An NOV, 30-day Resample, and TISM were issued on 10/11/2013. The IU met all the requirements.

On 11/08/2013 the City became aware of a daily pH exceedance during the TISM sampling. An NOV was issued on 11/22/2013. The IU met all the requirements.

Monetary penalties and a Pretreatment Settlement Agreement are pending the results of Show Cause Hearing for the enforcement period 10/01/2013 through 12/31/2013 scheduled for the 1st Quarter of 2014.

To be published for this year in newspaper for Significant Non-Compliance? ____ Yes __X__ No

Penalties this reporting Year: Assessed **$ 0.00** Collected **$ 0.00**

CITY OF PHOENIX
SIGNIFICANT INDUSTRIAL USER COMPLIANCE STATUS REPORT

NAME: Sodexo Services Inc. (The Commercial Linen Exchange)			REPORT PERIOD: 01/01/2013 through 12/31/2013
SERVICE ADDRESS: 4445 South 36th Street		MAILING ADDRESS: 4445 South 36th Street Phoenix Arizona 85040	
CATEGORICAL USER? No	40 CFR Local Limits	LIMITS APPENDIX: A	BMR SUBMITTED: N/A
TTO CERTIFICATION DATE SUBMITTED: N/A		PERMIT EFFECTIVE: 04/01/2012	PERMIT EXPIRES: 03/31/2017
SAMPLING LOCATION VERIFIED ON: 09/13/2013		RCRA NOTICE: 12/28/1990	
SLUG CONTROL PLAN EVALUATION DATE: 03/01/2013			

	1st Quarter (Jan 1 - Mar 31)	2nd Quarter (Apr 1 - Jun 30)	3rd Quarter (Jul 1 - Sep 30)	4th Quarter (Oct 1 - Dec 31)
Number of Inspections	0	1	1	0
Number of City Sampling Days	3	1	0	0
Number of IU Sampling Days	1	1	1	1
Number of Parameter Violations	0	1	0	0
Number of Inspection Violations	0	0	0	0
Number of Reporting Violations	0	0	0	0
Number of Permit Cond. Violations	0	1	0	0
Compliance Status	C	I	C	C
Evaluated as of:	04/23/2013	07/26/2013	10/28/2013	1/21/2014

COMPLIANCE CODES: C = Compliance I = Inconsistent Compliance S = Significant Noncompliance
If company is in I or S, then the following table applies:

Quarter	Type of Violation	Date of Violation	Sample Composite or Grab	Limit Federal or City	Monitoring City or IU	Parameter	Value / Limit	Number of Measurements per Quarter
2nd	Permit Condition	04/12/2013	N/A	N/A	N/A	Improper Operation and Maintenance		
2nd	Instantaneous	06/17/2013	Grab	City	City	pH	10.98/10.5 SU	

	1st Quarter (Jan 1 – Mar 31)	2nd Quarter (Apr 1 - Jun 30)	3rd Quarter (Jul 1 – Sep 30)	4th Quarter (Oct 1 - Dec 31)
Enforcement Status	N	A(2), L	N	N

Enforcement Status Codes

A - Notice of Violation (NOV)
B - Administrative Order (AO)
C - Civil Action Filed
D - Criminal Action Filed
E - Pretreatment Settlement Agreement (PSA)
F - Assessment of Monetary Penalties
G - Restriction of Flow
H - Permit Revocation
I - Compliance Schedule Issued
J - Disconnection from Sewer
K - Published in Newspaper for Significant Non-Compliance (SNC) In Prior Reporting Year
L - Temporary Increase in IU Self Monitoring (TISM)
N– No Enforcement Action

For the Year Ending December 31, 2013

ENFORCEMENT SUMMARY AND COMMENTS

Company Name: Sodexo Services, Inc. (The Commercial Linen Exchange)

Process Flow: 105.761 (GPD) Average

General Information and type of wastewater treatment

The facility is an industrial laundry which launders mainly hospital linens. Wastewater treatment consists of pH neutralization.

First Quarter

.

Second Quarter

On 04/29/2013 the City issued an NOV for a permit condition violation for improper operation and maintenance of the pretreatment system that was noticed during an unannounced inspection on 04/12/2013. Sodexo staff were using dilution of the wastestream to neutralize pH. The IU met all requirements

On 06/17/2013 the facility exceeded the limit for pH during City monitoring. An NOV was issued on 06/17/2013. A requirement for a 30-day resample, and TISM (Temporary Increase In Self-Monitoring), were issued on 6/24/2013. The IU met all requirements.

Third Quarter

Fourth Quarter

On 12/12/2013, this facility was purchased by a new owner. A new Permit will be issued during the First Quarter of 2014.

To be published for this year in newspaper for Significant Non-Compliance? ____ Yes X No

Penalties this reporting Year: Assessed **$ 0.00** Collected **$ 0.00**

For the Year Ending December 31, 2013

CITY OF PHOENIX
SIGNIFICANT INDUSTRIAL USER COMPLIANCE STATUS REPORT

NAME: Specialty Textile Services			REPORT PERIOD: 01/01/2013 through 12/31/2013
SERVICE ADDRESS: 720 West Buchanan Street		MAILING ADDRESS: 737 West Buchanan Street Phoenix Arizona 85007-3405	
CATEGORICAL USER? No	40 CFR Local Limits	LIMITS APPENDIX: A	BMR SUBMITTED: N/A
TTO CERTIFICATION DATE SUBMITTED: N/A		PERMIT EFFECTIVE: 07/01/2012	PERMIT EXPIRES: 06/30/2017
SAMPLING LOCATION VERIFIED ON: 09/27/2013		RCRA NOTICE: 07/24/1997	
SLUG CONTROL PLAN EVALUATION DATE: 09/27/2013			

	1st Quarter (Jan 1 - Mar 31)	2nd Quarter (Apr 1 - Jun 30)	3rd Quarter (Jul 1 - Sep 30)	4th Quarter (Oct 1 - Dec 31)
Number of Inspections	0	1	0	0
Number of City Sampling Days	4	4	3	0
Number of IU Sampling Days	1	1	1	1
Number of Parameter Violations	0	0	0	0
Number of Inspection Violations	0	0	0	0
Number of Reporting Violations	0	0	0	0
Number of Permit Cond. Violations	0	0	0	0
Compliance Status	C	C	C	C
Evaluated as of:	04/09/2013	07/08/2013	10/11/2013	01/17/2014

COMPLIANCE CODES: C = Compliance I = Inconsistent Compliance S = Significant Noncompliance
If company is in I or S, then the following table applies:

Quarter	Type of Violation	Date of Violation	Sample Composite or Grab	Limit Federal or City	Monitoring City or IU	Parameter	Value / Limit	Number of Measurements per Quarter

	1st Quarter (Jan 1 – Mar 31)	2nd Quarter (Apr 1 - Jun 30)	3rd Quarter (Jul 1 – Sep 30)	4th Quarter (Oct 1 - Dec 31)
Enforcement Status	N	N	N	N

Enforcement Status Codes

A - Notice of Violation (NOV)
B - Administrative Order (AO)
C - Civil Action Filed
D - Criminal Action Filed
E - Pretreatment Settlement Agreement (PSA)
F - Assessment of Monetary Penalties
G - Restriction of Flow
H - Permit Revocation
I - Compliance Schedule Issued
J - Disconnection from Sewer
K - Published in Newspaper for Significant Non-Compliance (SNC) In Prior Reporting Year
L - Temporary Increase in IU Self Monitoring (TISM)
N– No Enforcement Action

For the Year Ending December 31, 2013

ENFORCEMENT SUMMARY AND COMMENTS

Company Name: Specialty Textile Services

Process Flow: 103,408 (GPD) Average

General Information and type of wastewater treatment
Specialty Textile is a commercial laundry which launders linens from resort hotels and restaurants. Pretreatment consists of pH neutralization.
First Quarter
Second Quarter
Third Quarter
Fourth Quarter

To be published for this year in newspaper for Significant Non-Compliance? ____ Yes __X__ No

Penalties this reporting Year: Assessed **$ 0.00** Collected **$ 0.00**

For the Year Ending December 31, 2013

CITY OF PHOENIX
SIGNIFICANT INDUSTRIAL USER COMPLIANCE STATUS REPORT

NAME: SUMCO Southwest Corporation		REPORT PERIOD: 01/01/2012 through 12/31/2012	
SERVICE ADDRESS: 19801 North Tatum Boulevard		MAILING ADDRESS: 19801 North Tatum Boulevard Phoenix Arizona 85050	
CATEGORICAL USER? Yes	40 CFR 469.28	LIMITS APPENDIX: A, E	BMR SUBMITTED: 03/27/1997
TTO CERTIFICATION DATE SUBMITTED: 01/28/2014		PERMIT EFFECTIVE: 01/01/2012	PERMIT EXPIRES: 12/31/2016
SAMPLING LOCATION VERIFIED ON: 11/15/2013		RCRA NOTICE: 01/16/1997	
SLUG CONTROL PLAN EVALUATION DATE: 11/15/2013			

	1st Quarter (Jan 1 - Mar 31)	2nd Quarter (Apr 1 - Jun 30)	3rd Quarter (Jul 1 - Sep 30)	4th Quarter (Oct 1 - Dec 31)
Number of Inspections	0	0	0	1
Number of City Sampling Days	6	0	2	0
Number of IU Sampling Days	3	3	3	3
Number of Parameter Violations	0	0	0	0
Number of Inspection Violations	0	0	0	0
Number of Reporting Violations	0	0	0	0
Number of Permit Cond. Violations	0	0	0	0
Compliance Status	C	C	C	C
Evaluated as of:	04/05/2013	07/26/2013	10/11/2013	01/28/2014

COMPLIANCE CODES: C = Compliance I = Inconsistent Compliance S = Significant Noncompliance
If company is in I or S, then the following table applies:

Quarter	Type of Violation	Date of Violation	Sample Composite or Grab	Limit Federal or City	Monitoring City or IU	Parameter	Value / Limit	Number of Measurements per Quarter

	1st Quarter (Jan 1 – Mar 31)	2nd Quarter (Apr 1 - Jun 30)	3rd Quarter (Jul 1 – Sep 30)	4th Quarter (Oct 1 - Dec 31)
Enforcement Status	N	N	N	N

Enforcement Status Codes

A - Notice of Violation (NOV)
B - Administrative Order (AO)
C - Civil Action Filed
D - Criminal Action Filed
E - Pretreatment Settlement Agreement (PSA)
F - Assessment of Monetary Penalties
G - Restriction of Flow
H - Permit Revocation
I - Compliance Schedule Issued
J - Disconnection from Sewer
K - Published in Newspaper for Significant Non-Compliance (SNC) In Prior Reporting Year
L - Temporary Increase in IU Self Monitoring (TISM)
N– No Enforcement Action

For the Year Ending December 31, 2013

ENFORCEMENT SUMMARY AND COMMENTS

Company Name: SUMCO Southwest Corporation

Process Flow: 916,666 (GPD) Average

General Information and type of wastewater treatment

The facility grows, cuts, etches, and polishes silicon crystals. SUMCO treats three separate waste streams:
1. All etchants which include fluoride, peroxide and silicon dioxide/cleaning wastes discharge continuously and flow through a series of equalization and pH adjustment tanks called the Acid Waste Neutralization (AWN) system which then flows to the compliance sample point.
2. Chromium bearing wastes are treated in batches and are gravity fed to a series of tanks which include equalization tank, metals precipitation tank, pH adjustment and a filter press. The liquids from the filter press are sent to the AWN system and then flows to the compliance sample point. The settled solids from the filter press are stored in a drum for shipment to an off site disposal/recycling facility.
3. Water is used to cool vacuum pumps during the silicon growing process and act as a water curtain to remove particulates from the airstream which protect the pumps. These wastewaters are collected in a holding tank and treated for arsenic. Wastewaters are pumped to a series of tanks which include coagulation, pH adjustment, clarification and dewatering. The settled solids from the dewatering are stored in a drum for disposal off site.

First Quarter

Second Quarter

Third Quarter

Fourth Quarter

To be published for this year in newspaper for Significant Non-Compliance? ____ Yes X No

Penalties this reporting Year: Assessed $ 0.00 Collected $ 0.00

For the Year Ending December 31, 2013

CITY OF PHOENIX
SIGNIFICANT INDUSTRIAL USER COMPLIANCE STATUS REPORT

NAME: Sumika Electronic Materials, Inc.		REPORT PERIOD: 01/01/2013 through 12/31/2013	
SERVICE ADDRESS: 3832 East Watkins		MAILING ADDRESS: 3832 East Watkins Phoenix Arizona 85034	
CATEGORICAL USER? Yes	40 CFR 469.18	LIMITS APPENDIX: F	BMR SUBMITTED: 09/10/2010
TTO CERTIFICATION DATE SUBMITTED: 01/28/2014		PERMIT EFFECTIVE: 04/01/2013	PERMIT EXPIRES: 12/31/2014
SAMPLING LOCATION VERIFIED ON: 10/15/2013		RCRA NOTICE: 11/18/2009	
SLUG CONTROL PLAN EVALUATION DATE: 10/15/2013			

	1st Quarter (Jan 1 - Mar 31)	2nd Quarter (Apr 1 - Jun 30)	3rd Quarter (Jul 1 - Sep 30)	4th Quarter (Oct 1 - Dec 31)
Number of Inspections	0	0	0	1
Number of City Sampling Days	2	1	0	2
Number of IU Sampling Days	3	3	3	3
Number of Parameter Violations	0	0	0	0
Number of Inspection Violations	0	0	0	0
Number of Reporting Violations	0	0	0	0
Number of Permit Cond. Violations	0	0	0	0
Compliance Status	C	C	C	C
Evaluated as of:	04/26/2013	07/15/2013	10/28/2013	1/28/2014

COMPLIANCE CODES: C = Compliance I = Inconsistent Compliance S = Significant Noncompliance
If company is in I or S, then the following table applies:

Quarter	Type of Violation	Date of Violation	Sample Composite or Grab	Limit Federal or City	Monitoring City or IU	Parameter	Value / Limit	Number of Measurements per Quarter

	1st Quarter (Jan 1 – Mar 31)	2nd Quarter (Apr 1 - Jun 30)	3rd Quarter (Jul 1 – Sep 30)	4th Quarter (Oct 1 - Dec 31)
Enforcement Status	N	N	N	N

Enforcement Status Codes

A - Notice of Violation (NOV)
B - Administrative Order (AO)
C - Civil Action Filed
D - Criminal Action Filed
E - Pretreatment Settlement Agreement (PSA)
F - Assessment of Monetary Penalties
G - Restriction of Flow
H - Permit Revocation
I - Compliance Schedule Issued
J - Disconnection from Sewer
K - Published in Newspaper for Significant Non-Compliance (SNC) In Prior Reporting Year
L - Temporary Increase in IU Self Monitoring (TISM)
N– No Enforcement Action

For the Year Ending December 31, 2013

ENFORCEMENT SUMMARY AND COMMENTS

Company Name: Sumika

Process Flow: 345 (GPD) Average

General Information and type of wastewater treatment

Sumika is custom Gallium Arsenide epitaxial wafer manufacturing facility founded in 2003. The III-V Division in Phoenix, Arizona provides GaAs, AlGaAs, InGaP, InGaAs, InAlAs, and InP epitaxial services for fiber optic, digital communication, and wireless applications. Sumika manufactures custom wafers for the compound semiconductor market. Compound semiconductor epitaxial wafers are used in a variety of commercial applications including: wireless communications, LED manufacturing, and solar energy conversion. Sumika uses Metalorganic Chemical Vapor Deposition (MOCVD) to apply epitaxial layers onto gallium arsenide wafers.

Wastewater from Arsenic contaminated metal parts cleaning, process area containment sumps, and bleed-off from wet air scrubbers for Arsenic process and Metal Organic Chemical Vapor Deposition process are conveyed to a batch pretreatment system consisting of an equalization tank, metal hydroxide reaction and precipitation tank, sludge tank, filter press, arsenic ion exchange adsorption system, and pH neutralization before discharging to sewer at the compliance sampling point.

First Quarter

Second Quarter

A new permit was issued and effective on April 1, 2013. The facility was re-categorized as Electrical and Electrical Components PSNS 469.18 due to information obtained during the 2012 inspection.

Third Quarter

Fourth Quarter

To be published for this year in newspaper for Significant Non-Compliance? ___ Yes X No

Penalties this reporting Year: Assessed **$ 0.00** Collected **$ 0.00**

For the Year Ending December 31, 2013

CITY OF PHOENIX
SIGNIFICANT INDUSTRIAL USER COMPLIANCE STATUS REPORT

NAME: Teva Pharmaceuticals USA, Inc.		REPORT PERIOD: 01/01/2013 through 12/31/2013	
SERVICE ADDRESS: 2050 South 35th Avenue		MAILING ADDRESS: 2050 South 35th Avenue Phoenix Arizona 85009 - 6705	
CATEGORICAL USER? Yes	40 CFR 439.46	LIMITS APPENDIX: K	BMR SUBMITTED: 07/08/2011
TTO CERTIFICATION DATE SUBMITTED: N/A		PERMIT EFFECTIVE: 11/01/2011	PERMIT EXPIRES: 10/31/2016
SAMPLING LOCATION VERIFIED ON: 11/19/2013		RCRA NOTICE: 11/01/2011	
SLUG CONTROL PLAN EVALUATION DATE: 11/19/2013			

	1st Quarter (Jan 1 - Mar 31)	2nd Quarter (Apr 1 - Jun 30)	3rd Quarter (Jul 1 - Sep 30)	4th Quarter (Oct 1 - Dec 31)
Number of Inspections	0	0	0	1
Number of City Sampling Days	1	1	4	0
Number of IU Sampling Days	1	1	1	1
Number of Parameter Violations	0	0	0	0
Number of Inspection Violations	0	0	0	0
Number of Reporting Violations	0	0	0	0
Number of Permit Cond. Violations	0	0	0	0
Compliance Status	C	C	C	C
Evaluated as of:	04/29/2013	08/14/2013	01/08/2014	02/03/2014

COMPLIANCE CODES: C = Compliance I = Inconsistent Compliance S = Significant Noncompliance
If company is in I or S, then the following table applies:

Quarter	Type of Violation	Date of Violation	Sample Composite or Grab	Limit Federal or City	Monitoring City or IU	Parameter	Value / Limit	Number of Measurements per Quarter

	1st Quarter (Jan 1 – Mar 31)	2nd Quarter (Apr 1 - Jun 30)	3rd Quarter (Jul 1 – Sep 30)	4th Quarter (Oct 1 - Dec 31)
Enforcement Status	N	N	N	N

Enforcement Status Codes

A - Notice of Violation (NOV)
B - Administrative Order (AO)
C - Civil Action Filed
D - Criminal Action Filed
E - Pretreatment Settlement Agreement (PSA)
F - Assessment of Monetary Penalties
G - Restriction of Flow
H - Permit Revocation
I - Compliance Schedule Issued
J - Disconnection from Sewer
K - Published in Newspaper for Significant Non-Compliance (SNC) In Prior Reporting Year
L - Temporary Increase in IU Self Monitoring (TISM)
N– No Enforcement Action

For the Year Ending December 31, 2013

ENFORCEMENT SUMMARY AND COMMENTS

Company Name: Teva Pharmaceuticals USA, Inc

Process Flow: 15,736 GPD (Average)

General Information and type of wastewater treatment
This facility manufactures a natural fiber laxative (Metamucil). Pretreatment consists of pH neutralization and physical separation.
First Quarter
Second Quarter
Third Quarter
Fourth Quarter

To be published for this year in newspaper for Significant Non-Compliance? ____ Yes X No

Penalties this reporting Year: Assessed $ 0.00 Collected $ 0.00

For the Year Ending December 31, 2013

CITY OF PHOENIX
SIGNIFICANT INDUSTRIAL USER COMPLIANCE STATUS REPORT

NAME: U – Systems Inc.		REPORT PERIOD: 01/01/2013 through 12/31/2013	
SERVICE ADDRESS: 10027 South 51st Street		MAILING ADDRESS: 10027 South 51st Street Phoenix Arizona 85044	
CATEGORICAL USER? Yes	40 CFR 433.17	LIMITS APPENDIX: E	BMR SUBMITTED: 07/01/2001
TTO CERTIFICATION DATE SUBMITTED: 01/28/2014		PERMIT EFFECTIVE: 07/01/2011	PERMIT EXPIRES: 06/30/2016
SAMPLING LOCATION VERIFIED ON: 05/31/2013		RCRA NOTICE: 07/17/2001	
SLUG CONTROL PLAN EVALUATION DATE: 05/31/2013			

	1st Quarter (Jan 1 - Mar 31)	2nd Quarter (Apr 1 - Jun 30)	3rd Quarter (Jul 1 - Sep 30)	4th Quarter (Oct 1 - Dec 31)
Number of Inspections	0	1	0	0
Number of City Sampling Days	1	1	1	1
Number of IU Sampling Days	1	2	1	2
Number of Parameter Violations	0	0	0	0
Number of Inspection Violations	0	0	0	0
Number of Reporting Violations	0	0	0	0
Number of Permit Cond. Violations	0	0	0	0
Compliance Status	C	C	C	C
Evaluated as of:	04/25/2013	07/22/2013	10/25/2013	01/28/2014

COMPLIANCE CODES: C = Compliance I = Inconsistent Compliance S = Significant Noncompliance
If company is in I or S, then the following table applies:

Quarter	Type of Violation	Date of Violation	Sample Composite or Grab	Limit Federal or City	Monitoring City or IU	Parameter	Value / Limit	Number of Measurements per Quarter

	1st Quarter (Jan 1 – Mar 31)	2nd Quarter (Apr 1 - Jun 30)	3rd Quarter (Jul 1 – Sep 30)	4th Quarter (Oct 1 - Dec 31)
Enforcement Status	N	N	N	N

Enforcement Status Codes

A - Notice of Violation (NOV)
B - Administrative Order (AO)
C - Civil Action Filed
D - Criminal Action Filed
E - Pretreatment Settlement Agreement (PSA)
F - Assessment of Monetary Penalties
G - Restriction of Flow
H - Permit Revocation
I - Compliance Schedule Issued
J - Disconnection from Sewer
K - Published in Newspaper for Significant Non-Compliance (SNC) In Prior Reporting Year
L - Temporary Increase in IU Self Monitoring (TISM)
N– No Enforcement Action

For the Year Ending December 31, 2013

ENFORCEMENT SUMMARY AND COMMENTS

Company Name: U – Systems Inc.

Process Flow: 153 (GPD) Average

General Information and type of wastewater treatment
The facility manufactures ultrasonic imaging system components and is regulated for electro-less nickel, gold plating, and lead crystal shearing. Pretreatment consists of stream segregation, filtration, ion exchange, and pH nertralization.
First Quarter
Second Quarter
Third Quarter
Fourth Quarter

To be published for this year in newspaper for Significant Non-Compliance? ____ Yes X No

Penalties this reporting Year: Assessed **$ 0.00** Collected **$ 0.00**

For the Year Ending December 31, 2013

CITY OF PHOENIX
SIGNIFICANT INDUSTRIAL USER COMPLIANCE STATUS REPORT

NAME: UniFirst Corporation		REPORT PERIOD: 01/01/2013 through 12/31/2013	
SERVICE ADDRESS: 104 North 14th Street		MAILING ADDRESS: 104 North 14th Street Phoenix Arizona 85034-1114	
CATEGORICAL USER? No	40 CFR Local Limits	LIMITS APPENDIX: A	BMR SUBMITTED: N/A
TTO CERTIFICATION DATE SUBMITTED: N/A		PERMIT EFFECTIVE: 01/01/2013	PERMIT EXPIRES: 12/31/2017
SAMPLING LOCATION VERIFIED ON: 08/15/2013		RCRA NOTICE: 01/03/1992	
SLUG CONTROL PLAN EVALUATION DATE: 08/15/2013			

	1st Quarter (Jan 1 - Mar 31)	2nd Quarter (Apr 1 - Jun 30)	3rd Quarter (Jul 1 - Sep 30)	4th Quarter (Oct 1 - Dec 31)
Number of Inspections	0	0	1	0
Number of City Sampling Days	3	3	0	3
Number of IU Sampling Days	1	1	2	1
Number of Parameter Violations	0	0	0	0
Number of Inspection Violations	0	0	0	0
Number of Reporting Violations	0	0	0	0
Number of Permit Cond. Violations	0	0	0	0
Compliance Status	C	C	C	C
Evaluated as of:	04/22/2013	07/11/2013	10/04/2013	01/10/2014

COMPLIANCE CODES: C = Compliance I = Inconsistent Compliance S = Significant Noncompliance
If company is in I or S, then the following table applies:

Quarter	Type of Violation	Date of Violation	Sample Composite or Grab	Limit Federal or City	Monitoring City or IU	Parameter	Value / Limit	Number of Measurements per Quarter

	1st Quarter (Jan 1 – Mar 31)	2nd Quarter (Apr 1 - Jun 30)	3rd Quarter (Jul 1 – Sep 30)	4th Quarter (Oct 1 - Dec 31)
Enforcement Status	N	N	N	N

Enforcement Status Codes

A - Notice of Violation (NOV)
B - Administrative Order (AO)
C - Civil Action Filed
D - Criminal Action Filed
E - Pretreatment Settlement Agreement (PSA)
F - Assessment of Monetary Penalties
G - Restriction of Flow
H - Permit Revocation
I - Compliance Schedule Issued
J - Disconnection from Sewer
K - Published in Newspaper for Significant Non-Compliance (SNC) In Prior Reporting Year
L - Temporary Increase in IU Self Monitoring (TISM)
N– No Enforcement Action

For the Year Ending December 31, 2013

ENFORCEMENT SUMMARY AND COMMENTS

Company Name: UniFirst Corporation

Process Flow: 69,524 (GPD) Average

General Information and type of wastewater treatment
The facility is a commercial laundry. They launder uniforms and various textiles. Wastewater pretreatment consists of segregation of wastestreams, oily waste removal, flocculation, dissolved air flotation, and pH neutralization.
First Quarter
Second Quarter
Third Quarter
Fourth Quarter

To be published for this year in newspaper for Significant Non-Compliance? ____ Yes X No

Penalties this reporting Year: Assessed **$ 0.00** Collected **$ 0.00**

For the Year Ending December 31, 2013

CITY OF PHOENIX
SIGNIFICANT INDUSTRIAL USER COMPLIANCE STATUS REPORT

NAME: Valkyrie Industries, Inc.		REPORT PERIOD: 01/01/2013 through 12/31/2013	
SERVICE ADDRESS: 6033 West Sherman Street		MAILING ADDRESS: 6033 West Sherman Street Phoenix Arizona 85043	
CATEGORICAL USER? Yes	40 CFR 433.17	LIMITS APPENDIX: E	BMR SUBMITTED: 04/30/2002
TTO CERTIFICATION DATE SUBMITTED: 12/28/2013		PERMIT EFFECTIVE: 01/01/2013	PERMIT EXPIRES: 12/31/2017
SAMPLING LOCATION VERIFIED ON: 10/15/2013		RCRA NOTICE: 07/12/2002	
SLUG CONTROL PLAN EVALUATION DATE: 10/15/2013			

	1st Quarter (Jan 1 - Mar 31)	2nd Quarter (Apr 1 - Jun 30)	3rd Quarter (Jul 1 - Sep 30)	4th Quarter (Oct 1 - Dec 31)
Number of Inspections	0	0	0	1
Number of City Sampling Days	4	2	2	0
Number of IU Sampling Days	3	3	3	3
Number of Parameter Violations	0	0	0	0
Number of Inspection Violations	0	0	0	0
Number of Reporting Violations	0	0	0	0
Number of Permit Cond. Violations	0	0	0	0
Compliance Status	C	C	C	C
Evaluated as of:	05/01/2013	08/14/2013	01/08/2014	02/04/2014

COMPLIANCE CODES: C = Compliance I = Inconsistent Compliance S = Significant Noncompliance
If company is in I or S, then the following table applies:

Quarter	Type of Violation	Date of Violation	Sample Composite or Grab	Limit Federal or City	Monitoring City or IU	Parameter	Value / Limit	Number of Measurements per Quarter

	1st Quarter (Jan 1 – Mar 31)	2nd Quarter (Apr 1 - Jun 30)	3rd Quarter (Jul 1 – Sep 30)	4th Quarter (Oct 1 - Dec 31)
Enforcement Status	N	N	N	N

Enforcement Status Codes

A - Notice of Violation (NOV)
B - Administrative Order (AO)
C - Civil Action Filed
D - Criminal Action Filed
E - Pretreatment Settlement Agreement (PSA)
F - Assessment of Monetary Penalties
G - Restriction of Flow
H - Permit Revocation
I - Compliance Schedule Issued
J - Disconnection from Sewer
K - Published in Newspaper for Significant Non-Compliance (SNC) In Prior Reporting Year
L - Temporary Increase in IU Self Monitoring (TISM)
N– No Enforcement Action

For the Year Ending December 31, 2013

ENFORCEMENT SUMMARY AND COMMENTS

Company Name: Valkyrie Industries, Inc.

Process Flow: 6,528 GPD (Average)

General Information and type of wastewater treatment
This facility performs anodizing, electro/electroless plating of nickel, tin, and copper cyanide, and chromium passivation. Wastewater treatment consists of stream segregation, chemical reduction, electrolytic recovery, hydroxide precipitation, filtration, and pH neutralization.
First Quarter
Second Quarter
Third Quarter
Fourth Quarter

To be published for this year in newspaper for Significant Non-Compliance? ____ Yes X No

Penalties this reporting Year: Assessed **$-0.00** Collected **$-0.00**

For the Year Ending December 31, 2013

CITY OF PHOENIX
SIGNIFICANT INDUSTRIAL USER COMPLIANCE STATUS REPORT

NAME: Valley Industrial Painting		REPORT PERIOD: 01/01/2013 through 12/31/2013	
SERVICE ADDRESS: 1131 West Watkins Street		MAILING ADDRESS: 1131 West Watkins Street Phoenix Arizona 85007	
CATEGORICAL USER? Yes	40 CFR 433.17	LIMITS APPENDIX: E	BMR SUBMITTED: 08/11/1998
TTO CERTIFICATION DATE SUBMITTED: 11/26/2012		PERMIT EFFECTIVE: 04/01/2009	PERMIT EXPIRES: 12/31/2013
SAMPLING LOCATION VERIFIED ON: 11/01/2012		RCRA NOTICE: 04/16/1999	
SLUG CONTROL PLAN EVALUATION DATE: 11/01/2012			

	1st Quarter (Jan 1 - Mar 31)	2nd Quarter (Apr 1 - Jun 30)	3rd Quarter (Jul 1 - Sep 30)	4th Quarter (Oct 1 - Dec 31)
Number of Inspections	1			
Number of City Sampling Days	0			
Number of IU Sampling Days	0			
Number of Parameter Violations	0			
Number of Inspection Violations	0			
Number of Reporting Violations	0			
Number of Permit Cond. Violations	0			
Compliance Status	C			
Evaluated as of:	02/26/2013			

COMPLIANCE CODES: C = Compliance I = Inconsistent Compliance S = Significant Noncompliance
If company is in I or S, then the following table applies:

Quarter	Type of Violation	Date of Violation	Sample Composite or Grab	Limit Federal or City	Monitoring City or IU	Parameter	Value / Limit	Number of Measurements per Quarter

	1st Quarter (Jan 1 – Mar 31)	2nd Quarter (Apr 1 – Jun 30)	3rd Quarter (Jul 1 – Sep 30)	4th Quarter (Oct 1 – Dec 31)
Enforcement Status	N			

Enforcement Status Codes

A - Notice of Violation (NOV)
B - Administrative Order (AO)
C - Civil Action Filed
D - Criminal Action Filed
E - Pretreatment Settlement Agreement (PSA)
F - Assessment of Monetary Penalties
G - Restriction of Flow
H - Permit Revocation
I - Compliance Schedule Issued
J - Disconnection from Sewer
K - Published in Newspaper for Significant Non-Compliance (SNC) In Prior Reporting Year
L - Temporary Increase in IU Self Monitoring (TISM)
N– No Enforcement Action

For the Year Ending December 31, 2013

ENFORCEMENT SUMMARY AND COMMENTS

Company Name: Valley Industrial Painting

Process Flow: 0 GPD (Average)

General Information and type of wastewater treatment

Valley Industrial Painting performs iron phosphate coating on various metals in preparation for painting.

Pretreatment consisted of segregation and pH neutralization.

First Quarter

Valley Industrial Painting ceased operations and the Class A Wastewater Discharge Permit, No. 0904-5410 was terminated on 02/26/2013 when it was ceded occupancy of the building to STP Performance Coating, LLC. STP Performance Coating, LLC. is a Zero Categorical Discharge Industrial User.

Second Quarter

Third Quarter

Valley Industrial Painting did not discharge and submitted a Zero Discharge Certification statement for 09/2012,

Fourth Quarter

To be published for this year in newspaper for Significant Non-Compliance? ____ Yes X No

Penalties this reporting Year: Assessed **$ 0.00** Collected **$ 0.00**

For the Year Ending December 31, 2013

CITY OF PHOENIX
SIGNIFICANT INDUSTRIAL USER COMPLIANCE STATUS REPORT

NAME: Vanguard Health Systems dba Paradise Valley Hospital			REPORT PERIOD: 01/01/2013 through 12/31/2013
SERVICE ADDRESS: 3929 East Bell Road		MAILING ADDRESS: 3929 East Bell Road Phoenix Arizona 85032-2112	
CATEGORICAL USER? No	40 CFR Local Limits	LIMITS APPENDIX: A	BMR SUBMITTED: N/A
TTO CERTIFICATION DATE SUBMITTED: N/A		PERMIT EFFECTIVE: 08/01/2011	PERMIT EXPIRES: 07/31/2016
SAMPLING LOCATION VERIFIED ON: 10/23/2013		RCRA NOTICE: 12/28/2002	
SLUG CONTROL PLAN EVALUATION DATE: 10/23/2013			

	1st Quarter (Jan 1 - Mar 31)	2nd Quarter (Apr 1 - Jun 30)	3rd Quarter (Jul 1 - Sep 30)	4th Quarter (Oct 1 - Dec 31)
Number of Inspections	0	0	0	1
Number of City Sampling Days	2	0	0	3
Number of IU Sampling Days	1	1	1	1
Number of Parameter Violations	0	0	0	0
Number of Inspection Violations	0	0	0	0
Number of Reporting Violations	0	0	0	0
Number of Permit Cond. Violations	0	0	0	0
Compliance Status	C	C	C	C
Evaluated as of:	04/23/2013	07/26/2013	10/28/2013	01/21/2014

COMPLIANCE CODES: C = Compliance I = Inconsistent Compliance S = Significant Noncompliance
If company is in I or S, then the following table applies:

Quarter	Type of Violation	Date of Violation	Sample Composite or Grab	Limit Federal or City	Monitoring City or IU	Parameter	Value / Limit	Number of Measurements per Quarter

	1st Quarter (Jan 1 – Mar 31)	2nd Quarter (Apr 1 - Jun 30)	3rd Quarter (Jul 1 – Sep 30)	4th Quarter (Oct 1 - Dec 31)
Enforcement Status	N	N	N	N

Enforcement Status Codes

A - Notice of Violation (NOV)
B - Administrative Order (AO)
C - Civil Action Filed
D - Criminal Action Filed
E - Pretreatment Settlement Agreement (PSA)
F - Assessment of Monetary Penalties
G - Restriction of Flow
H - Permit Revocation
I - Compliance Schedule Issued
J - Disconnection from Sewer
K - Published in Newspaper for Significant Non-Compliance (SNC) In Prior Reporting Year
L - Temporary Increase in IU Self Monitoring (TISM)
N– No Enforcement Action

For the Year Ending December 31, 2013

ENFORCEMENT SUMMARY AND COMMENTS

Company Name: Vanguard Health Systems dba Paradise Valley Hospital

Process Flow: 25,962 (GPD) Average

General Information and type of wastewater treatment

The facility is a community hospital and is regulated under City of Phoenix code for normal hospital operations with digital X-Ray.

Pretreatment consists of a two stage grease interceptor for the kitchen.

First Quarter

Second Quarter

Third Quarter

Fourth Quarter

In October, 2013 Tenet Health bought Vanguard Health Systems. Paradise Valley Hospital staff is currently working on a new permit application.

To be published for this year in newspaper for Significant Non-Compliance? ____ Yes __X__ No

Penalties this reporting Year: Assessed **$ 0.00** Collected **$ 0.00**

For the Year Ending December 31, 2013

CITY OF PHOENIX
SIGNIFICANT INDUSTRIAL USER COMPLIANCE STATUS REPORT

NAME: Western Digital Technologies			REPORT PERIOD: 01/01/2013 through 12/31/2013
SERVICE ADDRESS: 1000 East Bell Road		MAILING ADDRESS: 1000 East Bell Road Phoenix Arizona 85022-2549	
CATEGORICAL USER? No	40 CFR Local Limits	LIMITS APPENDIX: A	BMR SUBMITTED: 03/11/2011
TTO CERTIFICATION DATE SUBMITTED: N/A		PERMIT EFFECTIVE: 07/01/2011	PERMIT EXPIRES: 06/30/2016
SAMPLING LOCATION VERIFIED ON: 12/13/2013		RCRA NOTICE: 06/25/2011	
SLUG CONTROL PLAN EVALUATION DATE: 12/13/2013			

	1st Quarter (Jan 1 - Mar 31)	2nd Quarter (Apr 1 - Jun 30)	3rd Quarter (Jul 1 - Sep 30)	4th Quarter (Oct 1 - Dec 31)
Number of Inspections	0	0	0	1
Number of City Sampling Days	3	0	0	2
Number of IU Sampling Days	2	1	1	1
Number of Parameter Violations	0	0	0	0
Number of Inspection Violations	0	0	0	0
Number of Reporting Violations	0	1	0	0
Number of Permit Cond. Violations	0	0	0	0
Compliance Status	C	I	C	C
Evaluated as of:	04/26/2013	07/16/2013	10/25/2013	01/24/2014

COMPLIANCE CODES: C = Compliance I = Inconsistent Compliance S = Significant Noncompliance
If company is in I or S, then the following table applies:

Quarter	Type of Violation	Date of Violation	Sample Composite or Grab	Limit Federal or City	Monitoring City or IU	Parameter	Value / Limit	Number of Measurements per Quarter
2nd	Reporting	05/29/2013	N/A	N/A	N/A	Late SMR		

	1st Quarter (Jan 1 – Mar 31)	2nd Quarter (Apr 1 - Jun 30)	3rd Quarter (Jul 1 – Sep 30)	4th Quarter (Oct 1 - Dec 31)
Enforcement Status	N	A	N	N

Enforcement Status Codes

A - Notice of Violation (NOV)
B - Administrative Order (AO)
C - Civil Action Filed
D - Criminal Action Filed
E - Pretreatment Settlement Agreement (PSA)
F - Assessment of Monetary Penalties
G - Restriction of Flow
H - Permit Revocation
I - Compliance Schedule Issued
J - Disconnection from Sewer
K - Published in Newspaper for Significant Non-Compliance (SNC) In Prior Reporting Year
L - Temporary Increase in IU Self Monitoring (TISM)
N– No Enforcement Action

ENFORCEMENT SUMMARY AND COMMENTS

Company Name: Western Digital Technologies

Process Flow: 53,440 (GPD) Average

General Information and type of wastewater treatment

The facility processes city water through the Ultra Pure Water system which includes temperature control, water softeners, degasification, reverse osmosis, electrodeionization, primary mixed beds, polishing mixed beds, and ultrafiltration.

The plant is a former semiconductor manufacturing facility which is currently in idle mode.

First Quarter

Second Quarter

On 06/05/2013 an NOV was issued for a late self-monitoring report which was due on 05/28/2013. The SMR was received on 06/05/2013; 8 days late. All requirements of the NOV were met.

Third Quarter

Fourth Quarter

To be published for this year in newspaper for Significant Non-Compliance? ____ Yes X No

Penalties this reporting Year: Assessed **$ 0.00** Collected **$ 0.00**

For the Year Ending December 31, 2013

CITY OF PHOENIX
SIGNIFICANT INDUSTRIAL USER COMPLIANCE STATUS REPORT

NAME: World Resources Company		REPORT PERIOD: 01/01/2013 through 12/31/2013	
SERVICE ADDRESS: 8113 West Sherman Street		MAILING ADDRESS: 8113 West Sherman Street Tolleson Arizona 85353	
CATEGORICAL USER? No	40 CFR Local Limits	LIMITS APPENDIX: A	BMR SUBMITTED: 12/07/1998
TTO CERTIFICATION DATE SUBMITTED: N/A		PERMIT EFFECTIVE: 04/01/2012	PERMIT EXPIRES: 03/31/2017
SAMPLING LOCATION VERIFIED ON: 07/30/2013		RCRA NOTICE: 12/16/2001	
SLUG CONTROL PLAN EVALUATION DATE: 07/30/2013			

	1st Quarter (Jan 1 - Mar 31)	2nd Quarter (Apr 1 - Jun 30)	3rd Quarter (Jul 1 - Sep 30)	4th Quarter (Oct 1 - Dec 31)
Number of Inspections	0	0	1	0
Number of City Sampling Days	1	1	1	1
Number of IU Sampling Days	4	4	6	6
Number of Parameter Violations	0	0	0	0
Number of Inspection Violations	0	0	0	0
Number of Reporting Violations	0	0	0	0
Number of Permit Cond. Violations	0	0	0	0
Compliance Status	C	C	C	C
Evaluated as of:	04/24/2013	07/28/2013	10/28/2013	01/21/2014

COMPLIANCE CODES: C = Compliance I = Inconsistent Compliance S = Significant Noncompliance
If company is in I or S, then the following table applies:

Quarter	Type of Violation	Date of Violation	Sample Composite or Grab	Limit Federal or City	Monitoring City or IU	Parameter	Value / Limit	Number of Measurements per Quarter

	1st Quarter (Jan 1 – Mar 31)	2nd Quarter (Apr 1 - Jun 30)	3rd Quarter (Jul 1 – Sep 30)	4th Quarter (Oct 1 - Dec 31)
Enforcement Status	N	N	N	N

Enforcement Status Codes

A - Notice of Violation (NOV)
B - Administrative Order (AO)
C - Civil Action Filed
D - Criminal Action Filed
E - Pretreatment Settlement Agreement (PSA)
F - Assessment of Monetary Penalties
G - Restriction of Flow
H - Permit Revocation
I - Compliance Schedule Issued
J - Disconnection from Sewer
K - Published in Newspaper for Significant Non-Compliance (SNC) In Prior Reporting Year
L - Temporary Increase in IU Self Monitoring (TISM)
N– No Enforcement Action

For the Year Ending December 31, 2013

ENFORCEMENT SUMMARY AND COMMENTS

Company Name: World Resources Company

Process Flow: 42,583 (GPD) Average

General Information and type of wastewater treatment

The facility receives wastes sludges from off site and performs material blending and compounding, solar and thermal drying, and product formulating.

The pretreatment process consists of hydroxide precipitation, flocculation, sedimentation, ion exchange and pH adjustment.

First Quarter

Second Quarter

Third Quarter

Fourth Quarter

To be published for this year in newspaper for Significant Non-Compliance? ____ Yes X No

Penalties this reporting Year: Assessed $ 0.00 Collected $ 0.00

For the Year Ending December 31, 2013

SECTION 2.4
CITY OF SCOTTSDALE

POTW PRETREATMENT ANNUAL REPORT

CITY OF SCOTTSDALE, ARIZONA

NPDES Permit Holder: City of Phoenix, Arizona

Period Covered by this Report: 01/01/2013 through 12/31/2013

Name of Wastewater Treatment Plant: 91st Avenue Wastewater Treatment Plant

NPDES Permit Number: AZ0020524

Person to Contact Concerning City of Phoenix Information Contained in the Report:

Zoli Dregely
Pretreatment Coordinator
8787 East Hualapai Drive, PO Box 25089
Scottsdale, Arizona 85255-0176
480-312-8709

As required by 40 C.F.R. Section 122.22(b)(2):

I certify under penalty of law that all CITY OF SCOTTSDALE attachments contained in this document were prepared under my direction or supervision in accordance with a system designed to assure that qualified personnel properly gather and evaluate the information submitted. Based on my inquiry of the person or persons who manage the system, or those persons directly responsible for gathering the information, the information submitted is, to the best of my knowledge and belief, true, accurate, and complete. I am aware that there are significant penalties for submitting false information, including the possibility of fine and imprisonment for knowing violations.

1-31-2014
Date:

Brian Biesemeyer
Executive Director
Water Resources Department, City of Scottsdale, Arizona

INTRODUCTION

2013 Annual Report

City of Scottsdale Water Resources – Industrial Pretreatment

Scottsdale's 185 square miles is located in the Salt River valley in central Arizona. Scottsdale has eastern neighbors City of Phoenix and Town of Paradise Valley. It is known for its extensive list of art galleries, specialty shops, golf courses, restaurants, hotels and resorts. It is a popular retirement/tourist community featuring numerous cultural activities through the year.

Scottsdale was originally inhabited by Hohokam, a Native American tribe that lived in the region from approximately 300 BC until the mid-to-late-15th century. Under still-mysterious circumstances, the Hohokam disappeared around 1450 or 1500. Pima Indians eventually came into the area, and centuries later, European settlers ventured west to look for gold. In 1888, U. S. Army Chaplain Winfield Scott purchased a 640-acre section of land for the tidy sum of $3.50 per acre.

The name "Scottsdale" was first officially used for the town in 1894. Soon to follow was the first schoolhouse and the first general store/post office to open. The Granite Reef Dam and Roosevelt Dam transformed the Salt River Valley and paved the way for a population boom for Scottsdale.

The area also saw the development of ranching operations that later inspired the "West's Most Western Town" moniker. DC Ranch eventually covered 44,000 acres – complete with cowboys and cattle drives – through the 1950s. Scottsdale's slogan, the "West's Most Western Town," was coined in 1947 by the Chamber of Commerce as a conscience effort to promote its special identity as a link to the Old West and to draw tourists. By 2012 the city's population exceeded 223,000, and experienced a corresponding boom in its tourism industry as new resorts were being built along Scottsdale Road and farther north. This industry is Scottsdale's primary employer, accounting for 39% of the city's workforce. Scottsdale also boasts the highest number of resort spas per capita of any city in the U.S, earning the city a national recognition as an ideal destination for relaxation.

The city's year-round warm weather is a great factor in its appeal; tourists flood the community during the winter season. Scottsdale is the state's premiere destination for special events, hosting the PGA's Waste Management Phoenix Open, Gooding and Company Car Auctions, and Russo and Steele Car Auction. West World is the home of several popular events including the Barrett-Jackson Collector Car Auction, the 60th Annual Parada del Sol Pro Rodeo and Historic Parade in 2013, and the 58th Annual Scottsdale Arabian Horse Show and Shopping Expo in 2013. Fans can also enjoy a beautiful day at the ballpark to watch the San Francisco Giants at Scottsdale Stadium during spring training.

The Scottsdale Airpark, which opened in the 1960's, is the second largest employment center in Arizona, boasting about 48,000 employees in more than 2,000 businesses. Near its southern border is SkySong, a high tech innovation center designed to help companies grow by providing services and programs facilitated by Arizona State University.

Scottsdale has seen growth in 2013 with new businesses like Bell Lexus in North Scottsdale and Mercedes-Benz of Scottsdale in Old Town Scottsdale. Scottsdale's night life has also been expanded with new hot spots like Dierks Bentley's Whiskey Row and the new pool bar at the Maya Day + Nightclub in Old Town Scottsdale. The City of Scottsdale has also added 2,365 acres of land for its McDowell Sonoran Preserve which now encompasses roughly 30,200 contiguous acres – more than 47 square miles, with 120 miles of non-motorized, multi-use trails (hike/bike/horse) accessible from multiple trailheads.

Scottsdale is governed by a mayor and city council, all of whom are elected "at large" to represent the entire city. A city manager is responsible for the executive leadership of the city staff, as well as implementing council policies, developing programs and budgets to respond to council goals, and ensuring that citizens receive effective and efficient city services.

Scottsdale's Industrial Pretreatment Program, was approved by the U.S. Environmental Protections Agency in 1983, and presently holds permits with six significant industrial users (SIU's) that are sampled every quarter. In 2013 the Pretreatment Program completed 3207 inspections of food service establishments (FSE), automotive service and repair facilities, dry cleaners, and industrial waste surveys to ensure compliance with local and federal regulations.

PRETREATMENT PROGRAM CHANGES

2013 Annual Report

City of Scottsdale Water Resources – Industrial Pretreatment

This year the City of Scottsdale reissued two of its SIU permits to Scottsdale Healthcare Thompson Peak Parkway and General Dynamics C4 Systems. With these permit renewals the city also reclassified General Dynamics C4 Systems from a Categorical Industrial User (CIU) to a Significant Industrial User (SIU) as their electroplating operation has been closed since 1993.

Scottsdale is testing inline digital wastewater monitoring equipment capable of obtaining continuous data in real time right at the office computer. With this technology changes in the wastestream characteristics can be seen as they are occurring and can be an instrumental tool in warning the wastewater plant of any problematic observations.

The Pretreatment group participated in several community outreach events in the past year in an effort to reduce Fats, Oil, and Grease (FOG) that enter the POTW from domestic users. Educational literature was developed to inform residents of the harm that could be caused from putting excess FOG into wastewater pipes, and such materials were distributed at several expo-style community events. The City of Scottsdale also participated in the Sci-Tech Festival in 2013, at which several community members came to the Water Campus to learn about wastewater treatment and water reuse.

The City of Scottsdale continues to improve the pretreatment program with changes in 2013. The Pretreatment Staff has remained the same with four inspectors that are each assigned to one of four zones within the city. Each inspector is responsible for the permitted Industrial User(s), Food Service Establishments (FSEs), automotive repair facilities, dry cleaners, citizen concern calls, and Industrial Waste Surveys (IWS) in their zone. Overall, 3207 inspections were performed and 17 citizen concern calls across all zones in 2013. Emphasis during these inspections included verbal, written, and/or video educational material along with a trap/interceptor inspection at food service establishments. Plans for the future include focusing on source control strategies, implementation details, and administrative issues and continued inspector training relating to controlling FOG in the sanitary sewer system. Continued support for new policy/code encompassing current and future regulatory requirements will continue to be a priority.

POLLUTION PREVENTION PROGRAM SUMMARY

2013 Annual Report

City of Scottsdale Water Resources – Industrial Pretreatment

INTRODUCTION

Through its Industrial Pretreatment Program, the City of Scottsdale works to reduce or eliminate pollution at its source by implementing a Pollution Prevention Program. Reducing the amount of pollution that enters the collections system causes less waste to control, treat, or dispose of at the treatment plant, resulting in less hazards posed to public health and the environment. The City of Scottsdale continues to participate with the Sub-Regional Operating Group (SROG) cities on a cooperative basis to study and implement Pollution Prevention and Best Management Practice (BMP) procedures and techniques.

POINT SOURCE CONTROL PROGRAMS

LOCAL LIMITS

The City of Scottsdale participated with the (SROG) cities in sampling events during the year. Monthly wastewater samples were collected at the Scottsdale meter station and split with the City of Phoenix as a quality assurance check. Similarly, split samples are taken on a quarterly basis in cooperation with Liberty Utilities at the Dove Valley meter station, located at the most northern wastewater service boundary of Scottsdale.

Data collected during these sampling events was used in the determination of allowable discharge limitations of process wastewater from industrial and commercial users that make use of the municipal sanitary system. The City's Industrial Pretreatment Program regulates permitted industrial user facilities based upon the local limits established by SROG.

PERMITTED SIU PROGRAM

The City of Scottsdale samples the wastestream(s) of all permitted Significant Industrial Users (SIU) each quarter. Under their industrial wastewater permit, all SIUs must sample, analyze, and submit quarterly self-monitoring reports to the City. Lab data from these quarterly sample events are used to determine whether a facility meets compliance within federal, categorical, and/or local limits standards. At a minimum each facility is inspected annually by City industrial pretreatment staff.

INDUSTRIAL WASTE SURVEYS

The Industrial Pretreatment group identifies key sites within its conveyance system and samples the wastewater for pollutants of concern when necessary. Based upon sample analysis and continuous Industrial/Commercial surveys and inspections, sources for potential pollutant discharges can more effectively be recognized and monitored by the City. In 2013, the Pretreatment group inspected 160 commercial facilities and entered each into a database for future tracking and inspection scheduling.

FOOD SERVICE ESTABLISHMENTS (FOG PROGRAM)

The Pretreatment group operates a Fats, Oils, and Grease (FOG) reduction program that monitors grease traps and interceptors at 860 food service establishments (FSE) to ensure that adequate pumping frequencies are met. In the last year several FSEs were issued correction notices to comply with city code by installing grease capturing devices in their kitchen. Overall, 2862 inspections were performed at bars, restaurants, night clubs, and golf courses in 2013. Inspection procedures include a visual check of the grease capturing device, a review of recent pumping manifests, and verbal review of BMPs that should be utilized in the kitchen to reduce waste.

AUTOMOTIVE SERVICE & REPAIR FACILITIES (POG PROGRAM

In Scottsdale there are more than 150 automotive service and/or repair shops that have sand/oil interceptors, and each facility is inspected on at least an annual basis. Pretreatment staff visually inspects the Petroleum, Oils, and Grease (POG) devices and review pumping records at each inspection. Automotive shops BMPs are reviewed, and where appropriate, educational materials are dispersed.

EDUCATIONAL SOURCE CONTROL PROGRAMS

The City of Scottsdale currently promotes educational source control through the City's Pollution Prevention Program, which includes the Household Hazardous Waste Program, Electronic Recycling Waste Collection Program, Waste Minimization Program, and the Curbside Recycling Program: Large amounts of poisons, toxic chemicals and materials have been diverted from the normal waste streams. Previous to these programs, these toxics would have simply been discharged to the municipal sewer or ended up in the landfill. All disposal and recycling is handled by licensed contractors and facilities.

COMMUNITY OUTREACH/EDUCATION

The Pretreatment group participated in several community outreach events in the past year in an effort to reduce Fats, Oils, and Grease that enter the POTW from domestic users.

ENVIRONMENTAL QUALITY ADVISORY BOARD

A City Council appointed citizen board advises Council on issues related to environmental quality. The City of Scottsdale has taken every opportunity to establish community participation programs in which citizens can become involved. Boards, commissions and committees in various area of interest have been organized for residents to take an active role in their City government. The Environmental Quality Advisory Board provides guidance on the prioritization of future environmental activities and recommends environmental policies to the City.

EDUCATIONAL PUBLICATIONS AND WEBSITES

The City publishes several magazines and newsletters to help educate citizens and employees on environmental issues. The City also makes available departmental websites with topics pertaining to Pollution Prevention and related information.

Pollution Prevention Educational Publications		
Publication	**Format**	**Distribution**
The Scottsdale Citizen	Quarterly magazine	Mailed to Scottsdale residences
The City Line	Weekly Newsletter	E-Mailed to Scottsdale employees
Water Resources	Departmental Website	www.scottsdaleaz.gov/water
Environmental Planning	Departmental Website	www.scottsdaleaz.gov/environmental
Revised Scottsdale Code	Departmental Website	http://intranet.ci.scottsdale.az.us/policies/

PERFORMANCE SUMMARY

2013 Annual Report

City of Scottsdale Water Resources – Industrial Pretreatment

PROGRAM SUMMARY

The City of Scottsdale's Industrial Pretreatment Program has issued six industrial discharge permits for Significant Industrial Users (SIUs). Each of these industries is monitored quarterly for pollutant parameters specified in their permit, and all SIUs were inspected by pretreatment staff at least once during the year. Additionally, each SIU is required to sample their wastewater quarterly and submit the corresponding Periodic Compliance Report (PCR).

Software utilized for tracking inspections, kitchen equipment, and grease trap/interceptor pumping records currently holds data for 860 active food service establishments (FSE). In 2013, the Industrial Pretreatment group performed 2862 FOG inspections at bars, restaurants, golf courses, and other types of FSEs. During these inspections, staff provides educational information in the form of verbal reminders or hard copies of Best Management Practices (BMP), city code, and/or maintenance/cleaning guides. The City has successfully resolved several code violations with informal enforcement actions as a result of these inspections.

The City of Scottsdale continues to work with its Development Services Division on identifying new potential industrial and commercial users. Industrial Pretreatment received monthly lists of new/renewed businesses licenses that were approved, and from that list the group was able to identify sources that have the potential to negatively impact the POTW.

STAFF TRAINING

Industrial Pretreatment staff attended the following training sessions related to Industrial Pretreatment, Pollution Prevention and Waste Minimization:

Industrial Pretreatment, Pollution Prevention, Waste Minimization, and Related Training			
Date(s)	**Location**	**Topic**	**Attendees**
Weekly	City of Scottsdale Water Campus	Pretreatment Meetings	Zoli Dregely, Krystal Heyer, Mark Lina, Seandale Poe, Harry Tolmachoff
Monthly	City of Scottsdale Water Campus	Monthly Safety Meeting	Zoli Dregely, Krystal Heyer, Mark Lina, Seandale Poe, Harry Tolmachoff
Monthly	City of Scottsdale Water Campus	Water Resources Safety Committee	Zoli Dregely
Quarterly	Gateway CC	AZFOG Meeting	Krystal Heyer, Mark Lina, Seandale Poe, Harry Tolmachoff
Annually	City of Scottsdale	8hr. Hazwoper Refresher OSHA 1910.120	Zoli Dregely, Krystal Heyer, Mark Lina, Seandale Poe, Harry Tolmachoff
Annually	City of Scottsdale	Blood Borne Pathogen Training	Zoli Dregely, Krystal Heyer, Mark Lina, Seandale Poe, Harry Tolmachoff
Annually	City of Scottsdale	Fire Extinguisher Training	Zoli Dregely, Krystal Heyer, Mark Lina, Seandale Poe, Harry Tolmachoff
Annually	City of Scottsdale	Confined Space Entry	Zoli Dregely, Krystal Heyer, Mark Lina, Seandale Poe, Harry Tolmachoff
Annually	City of Scottsdale	Emergency Fire Plan	Zoli Dregely, Krystal Heyer, Mark Lina, Seandale Poe, Harry Tolmachoff
Spring 2013	Gateway CC	Industrial Pretreatment Course	Krystal Heyer
Sept. 24-26	Las Vegas, NV	Tri-State Seminar	Mark Lina
Nov. 6-7	Gateway CC	Pretreatment Workshop	Krystal Heyer, Seandale Poe

COMMUNITY OUTREACH/EDUCATION

The Pretreatment group participated in several community outreach events in the past year in an effort to reduce Fats, Oil, and Grease that enter the POTW from domestic users. Educational literature was developed to inform residents of the harm that could be caused from putting excess FOG into wastewater pipes, and such materials were distributed at several expo-style community events. The City of Scottsdale participated in the Sci-Tech Festival in 2013, at which several community members came to the Water Campus to learn about wastewater treatment and water reuse. Below is a summary of Pretreatment outreach events for 2013:

Pretreatment Outreach Events in 2013			
Activity	**Location**	**Date(s)**	**Estimated Number of Residents Reached**
Sci-Tech Festival	Water Campus	February 23, 2013	80
Scottsdale Super Expo	West World	April 6-7, 2013	200
Neighborhood Watch Celebration Event	Scottsdale Design Studio	September 23, 2013	150
Neighborhood Watch Block Parties	Various Locations	October 26, 2013	30

CITY OF SCOTTSDALE

SUMMARY OF PRETREATMENT PROGRAM EXPENDITURES
January 1, 2013 – December 31, 2013 – Total Pretreatment Expenditures **$ 488,266.21**

PRETREATMENT PROGRAM PERSONNEL		
Title	FTEs 2012	FTEs 2013
Regulatory Compliance Manager	**0.2**	**0.2**
Water Quality Coordinator	**1.0**	**1.0**
Water Quality Specialists	**4.0**	**4.0**

PRETREATMENT PROGRAM EXPENDITURES	
Laboratory Services	**59,706**
Operating Supplies and Expenses	**428,560.21**

PRETREATMENT EQUIPMENT INVENTORY		
Equipment Name	Purchased 2013	Total 2013
pH Meter	**0**	**3**
Gas Detectors	**0**	**2**
Portable Auto-Sampler	**0**	**6**
Vehicles	**0**	**4**
Computers / Software	**0**	**4**
Area Velocity Probes	**0**	**3**
Samplers / pH	**0**	**1**

CITY OF SCOTTSDALE
LIST OF SIGNIFICANT INDUSTRIAL USERS AS OF 12/31/2013

	COMPANY NAME AND ADDRESS	WWTP	SIC Code	Regulation
1.	General Dynamics C4 Systems 8201 E McDowell Rd MD H2308 Scottsdale, AZ 85252	91st Ave	3661 3663	Local Limits
2.	Henkel Consumer Goods Inc. 19001 N Scottsdale Rd Scottsdale, AZ 85255	91st Ave	8730 2841	Local Limits
3.	Mayo Clinic Scottsdale 13400 E Shea Blvd Scottsdale AZ 85259	91st Ave	8062	Local Limits
4.	Scottsdale HealthCare Osborn 7400 E. Osborn Scottsdale, AZ 85251	91st Ave	8062	Local Limits
5.	Scottsdale HealthCare Shea 9003 E Shea Blvd Scottsdale, AZ 85260	91st Ave	8062	Local Limits
6.	Scottsdale HealthCare Thompson Peak Pkwy 7400 E Thompson Peak Pkwy Scottsdale, AZ 85255	91st Ave	8062	Local Limits
7.				
8.				
9.				
10.				
11.				
12.				
13.				
14.				
15.				
16.				
17.				

CITY OF SCOTTSDALE

PRETREATMENT PERFORMANCE SUMMARY
ADDITIONS, DELETIONS AND CHANGES TO THE SIU LIST

ADDITIONS

The following Significant Industrial Users were added in 2013:

None

DELETIONS

The following Significant Industrial Users have ceased operations in 2013:

None

RECLASSIFICATIONS

The following Significant Industrial Users have been reclassified in 2013:

General Dynamics C4 Systems
8201 East McDowell Road
Scottsdale, Arizona 85252

NAME CHANGES

The following Significant Industrial Users changed their names in 2013:

None

City of Scottsdale
PRETREATMENT PERFORMANCE SUMMARY
91st Avenue Wastewater Treatment Plant

I. General Information			
Control Authority Name: City of Scottsdale		**NPDES №.:** AZ0020524	
Address: 8787 East Hualapai Drive	**City:** Scottsdale	**State:** Arizona	**ZIP:** 85255
Contact Person: Zoli Dregely		**Contact Telephone Number:** (480) 312-8709	
Reporting Period: January 1 – December 31, 2013	**Categorical IUs:** 0	**Significant Non-Categorical IUs:** 6	

II. Significant Industrial User Compliance

		Categorical		Non-categorical		Total SIUs	
		No.	%	No.	%	No.	%
1.	No. of SIUs in Full Compliance	0	0	5	83	5	83
2.	No. of SIUs in Inconsistent Compliance	0	0	1	17	1	17
3.	No. of SIUs in Significant Noncompliance	0	0	0	0	0	0
4.	No. of Parameter Violations	0		1		1	
5.	No. of Reporting Violations	0		0		0	
6.	No. of Permit Condition Violations	0		0		0	

III. Compliance Monitoring Program

		Categorical	Non-categorical	Total SIUs
1.	No. of Control Documents Issued	0	2	2
2.	No. of Non sampling Inspections Conducted	0	11	11
3.	No. of Facilities Inspected (Non sampling)	0	6	6
4.	No. of Sampling Visits Conducted	0	88	88
5.	No. of Facilities Sampled	0	6	6

IV. Enforcement Actions

		Categorical	Non-categorical	Total SIUs
1.	Notices of Violations Issued to SIUs	0	1	1
2.	Temporary Increase in IU Self Monitoring	0	1	1
3.	Administrative Orders Issued to SIUs	0	0	0
4.	Compliance Schedules Issued	0	0	0
5.	Settlement Agreements	0	0	0
6	Other Actions	0	0	0
7.	Amount of Penalties Collected (Total Dollars / IUs Assessed)	$ 0.00 / 0	$ 0.00 / 0	$ 0.00 / 0

CITY OF SCOTTSDALE
SIGNIFICANT INDUSTRIAL USER COMPLIANCE STATUS REPORT

NAME:	General Dynamics C4 Systems	REPORT PERIOD:	01/01/2013 through 12/31/2013
SERVICE ADDRESS:	8201 East McDowell Road Scottsdale, Arizona 85257	MAILING ADDRESS:	8201 East McDowell Road Scottsdale, Arizona 85257
CATEGORICAL USER?	No	40 CFR	Local Limits
LIMITS APPENDIX:	A	BMR SUBMITTED:	01/18/1980
TTO CERTIFICATION DATE SUBMITTED:	12/16/2013	PERMIT EFFECTIVE:	07/01/2013
PERMIT EXPIRES:	07/01/2018		
SAMPLING LOCATION VERIFIED ON:	12/18/2013	RCRA NOTICE:	08/17/1992
SLUG CONTROL PLAN EVALUATION DATE:	12/16/2013		

	1st Quarter (Jan 1 - Mar 31)	2nd Quarter (Apr 1 - Jun 30)	3rd Quarter (Jul 1 - Sep 30)	4th Quarter (Oct 1 - Dec 31)
Number of Inspections	0	0	1	1
Number of City Sampling Days	0	0	4	0
Number of IU Sampling Days	0	0	3	0
Number of Parameter Violations	0	0	0	0
Number of Inspection Violations	0	0	0	0
Number of Reporting Violations	0	0	0	0
Number of Permit Cond. Violations	0	0	0	0
Compliance Status	C	C	C	C
Evaluated as of:	04/24/2013	07/24/2013	10/25/2013	01/23/2014

COMPLIANCE CODES: C = Compliance I = Inconsistent Compliance S = Significant Noncompliance
If company is in I or S, then the following table applies:

Quarter	Type of Violation	Date of Violation	Sample Composite or Grab	Limit Federal or City	Monitoring City or IU	Parameter	Value / Limit	Number of Measurements per Quarter

	1st Quarter (Jan 1 – Mar 31)	2nd Quarter (Apr 1 - Jun 30)	3rd Quarter (Jul 1 – Sep 30)	4th Quarter (Oct 1 - Dec 31)
Enforcement Status	N	N	N	N

Enforcement Status Codes

A - Notice of Violation (NOV)
B - Administrative Order (AO)
C - Civil Action Filed
D - Criminal Action Filed
E - Pretreatment Settlement Agreement (PSA)
F - Assessment of Monetary Penalties
G - Restriction of Flow
H - Permit Revocation
I - Compliance Schedule Issued
J - Disconnection from Sewer
K - Published in Newspaper for Significant Non-Compliance (SNC) In Prior Reporting Year
L - Temporary Increase in IU Self Monitoring (TISM)
N– No Enforcement Action

ENFORCEMENT SUMMARY AND COMMENTS

Company Name: General Dynamics C4 Systems

Process Flow: Batch Discharge-30,000 per discharge-average

General Information and type of wastewater treatment

General Dynamics C4 S facility designs, manufactures and integrates electronic hardware, software and complex electronic systems including radio, telephone, telemetry and command data equipment. Manufacturing involves assembly of parts with minimal chemical usage.
The C4S WWTP operates on an as needed basis. When sufficient wastewater has been collected to warrant several hours of operation, the WWTP is operated. In general this turns out to be about once per calendar quarter. Waste water generated during plant shutdown periods is stored in a collection tank called the equalization tank (ET) and in four (4) 15,000 gallon auxiliary storage tanks. A bromine sanitizing agent and gypsum buffering agent are added to stored wastewater to prevent bacteria formation and to stabilize pH respectively. The WWTP will operate in recirculation mode occasionally to mix and aerate the water. Recirculation mode recirculates wastewater from the ET tank through the bromine and gypsum tanks back to the ET tank. During plant operation, stored wastewater is pumped through a series of filtration devices designed to remove any regulated impurities. After filtration, the water is discharged to the City's sewer system. Valves, pumps and flows are computer controlled and monitored via a programmable logic controller. pH is also monitored by the same system. The PLC will shut down if the pH exceeds permit limits.

First Quarter

Due to the design and installation of a new waste water treatment system, General Dynamics did not discharge any process wastewater during this quarter.

Second Quarter

Due to design and installation of a new waste water treatment system, General Dynamics did not discharge any process wastewater during this quarter. Due to installation delays, 15,000 gallons of stored wastewater were hauled offsite by a licensed contractor.

Third Quarter

The City of Scottsdale and General Dynamics separately conducted quarterly sample monitoring of the facility. An inspection of General Dynamics was conducted on 09/16/2013.
General Dynamics officially requested a change in status from a Categorical Industrial User (CIU) to a Significant Industrial User (SIU) on May 17, 2013 per renewal of their discharge permit. They have historically had electroplating activities on site under the Federal Pretreatment Standard 40 CFR 469 (Subpart A Semi-Conductor). They closed their last electroplating operation in 1993 and have not been involved with plating since that time. After a thorough review of their onsite wastewater generation activities and historical wastewater sampling data, the city granted their request effective 07/01/2013. (Permit Renewal)

Fourth Quarter

General Dynamics did not discharge process wastewater for this quarter. An inspection of the General Dynamics facility was conducted on 12/18/2013.

To be published for this year in newspaper for Significant Non-Compliance? ____ Yes **X** No

Penalties this reporting Year: Assessed **$ 0.00** Collected **$ 0.00**

CITY OF SCOTTSDALE
SIGNIFICANT INDUSTRIAL USER COMPLIANCE STATUS REPORT

NAME:	Henkel Consumer Goods Inc.			REPORT PERIOD:	01/01/2013 through 12/31/2013
SERVICE ADDRESS:	19001 North Scottsdale Road Scottsdale, AZ 85254		MAILING ADDRESS:	19001 North Scottsdale Road Scottsdale, AZ 85254	
CATEGORICAL USER?	No	40 CFR Local Limits	LIMITS APPENDIX:	A	BMR SUBMITTED: 06/04/2010
TTO CERTIFICATION DATE SUBMITTED:	N/A		PERMIT EFFECTIVE:	08/01/2010	PERMIT EXPIRES: 07/31/15
SAMPLING LOCATION VERIFIED ON:	10/30/13		RCRA NOTICE:	08/01/10	
SLUG CONTROL PLAN EVALUATION DATE:	01/27/2014				

	1st Quarter (Jan 1 - Mar 31)	2nd Quarter (Apr 1 - Jun 30)	3rd Quarter (Jul 1 - Sep 30)	4th Quarter (Oct 1 - Dec 31)
Number of Inspections	0	1	0	1
Number of City Sampling Days	3	3	3	3
Number of IU Sampling Days	2	2	2	2
Number of Parameter Violations	0	0	0	0
Number of Inspection Violations	0	0	0	0
Number of Reporting Violations	0	0	0	0
Number of Permit Cond. Violations	0	0	0	0
Compliance Status	C	C	C	C
Evaluated as of:	04/10/2013	07/22/2013	10/18/2013	01/27/2014

COMPLIANCE CODES: C = Compliance I = Inconsistent Compliance S = Significant Noncompliance
If company is in I or S, then the following table applies:

Quarter	Type of Violation	Date of Violation	Sample Composite or Grab	Limit Federal or City	Monitoring City or IU	Parameter	Value / Limit	Number of Measurements per Quarter

	1st Quarter (Jan 1 – Mar 31)	2nd Quarter (Apr 1 - Jun 30)	3rd Quarter (Jul 1 – Sep 30)	4th Quarter (Oct 1 - Dec 31)
Enforcement Status	N	N	N	N

Enforcement Status Codes

A - Notice of Violation (NOV)
B - Administrative Order (AO)
C - Civil Action Filed
D - Criminal Action Filed
E - Pretreatment Settlement Agreement (PSA)
F - Assessment of Monetary Penalties
G - Restriction of Flow
H - Permit Revocation
I - Compliance Schedule Issued
J - Disconnection from Sewer
K - Published in Newspaper for Significant Non-Compliance (SNC) In Prior Reporting Year
L - Temporary Increase in IU Self Monitoring (TISM)
N– No Enforcement Action

ENFORCEMENT SUMMARY AND COMMENTS

Company Name: Henkel Consumer Goods Inc.

Process Flow: 49,176 (GPD) Average

General Information and type of wastewater treatment

Henkel Consumer Goods Inc. is the North American company headquarters for research and development. The 350,000 square foot LEED Certified building contains laboratories and pilot plants designed to run small batch-type scale samples that support research and development of the Home, Laundry, Personal Care, and Hair Care products. Product development labs include Personal, Home, and Laundry Care. Additionally, there are two pilot plants, one for Personal Care and one for Laundry/Home Care. Smaller support labs for analytical, microbiology, and package testing are also on site. Henkel is a non-categorical significant industrial user. Henkel implements a barcoding system with a full-time staff member to track accumulated hazardous waste, which is collected and hauled off site for treatment and disposal.

First Quarter

The City of Scottsdale and Henkel Consumer Goods Inc. separately conducted quarterly sample monitoring for this facility.

Second Quarter

The City of Scottsdale and Henkel Consumer Goods Inc. separately conducted quarterly sample monitoring for this facility. City staff conducted one inspection of the facility. City staff conducted an inspection of the facility on 06/26/13.

Third Quarter

The City of Scottsdale and Henkel Consumer Goods Inc. separately conducted quarterly sample monitoring for this facility

Fourth Quarter

The City of Scottsdale and Henkel Consumer Goods Inc. separately conducted quarterly sample monitoring for this facility. City staff conducted an inspection of the facility on 12/12/13.

To be published for this year in newspaper for Significant Non-Compliance? ____ Yes **X** No

Penalties this reporting Year: Assessed **$ 0.00** Collected **$ 0.00**

CITY OF SCOTTSDALE
SIGNIFICANT INDUSTRIAL USER COMPLIANCE STATUS REPORT

NAME:	Mayo Clinic Scottsdale	REPORT PERIOD:	01/01/2013 through 12/31/2013
SERVICE ADDRESS:	13400 East Shea Boulevard Scottsdale, AZ 85259	MAILING ADDRESS:	13400 East Shea Boulevard Scottsdale, AZ 85259
CATEGORICAL USER?	40 CFR / Local Limits	LIMITS APPENDIX:	A
BMR SUBMITTED:	11/26/91		
TTO CERTIFICATION DATE SUBMITTED:	N/A	PERMIT EFFECTIVE:	01/01/10
PERMIT EXPIRES:	12/31/15		
SAMPLING LOCATION VERIFIED ON:	12/10/13	RCRA NOTICE:	08/17/92
SLUG CONTROL PLAN EVALUATION DATE:	12/13/13		

	1st Quarter (Jan 1 - Mar 31)	2nd Quarter (Apr 1 - Jun 30)	3rd Quarter (Jul 1 - Sep 30)	4th Quarter (Oct 1 - Dec 31)
Number of Inspections	0	0	0	2
Number of City Sampling Days	3	3	3	3
Number of IU Sampling Days	2	2	2	2
Number of Parameter Violations	0	0	0	0
Number of Inspection Violations	0	0	0	0
Number of Reporting Violations	0	0	0	0
Number of Permit Cond. Violations	0	0	0	0
Compliance Status	C	C	C	C
Evaluated as of:	02/20/13	06/17/13	08/19/13	01/14/14

COMPLIANCE CODES: C = Compliance I = Inconsistent Compliance S = Significant Noncompliance
If company is in I or S, then the following table applies:

Quarter	Type of Violation	Date of Violation	Sample Composite or Grab	Limit Federal or City	Monitoring City or IU	Parameter	Value / Limit	Number of Measurements per Quarter

	1st Quarter (Jan 1 – Mar 31)	2nd Quarter (Apr 1 - Jun 30)	3rd Quarter (Jul 1 – Sep 30)	4th Quarter (Oct 1 - Dec 31)
Enforcement Status	N	N	N	N

Enforcement Status Codes

A - Notice of Violation (NOV)
B - Administrative Order (AO)
C - Civil Action Filed
D - Criminal Action Filed
E - Pretreatment Settlement Agreement (PSA)
F - Assessment of Monetary Penalties
G - Restriction of Flow
H - Permit Revocation
I - Compliance Schedule Issued
J - Disconnection from Sewer
K - Published in Newspaper for Significant Non-Compliance (SNC) In Prior Reporting Year
L - Temporary Increase in IU Self Monitoring (TISM)
N– No Enforcement Action

ENFORCEMENT SUMMARY AND COMMENTS

Company Name: Mayo Clinic Scottsdale

Process Flow: 100,500 (GPD) Average

General Information and type of wastewater treatment

Mayo Clinic Scottsdale is a multi-specialty outpatient treatment clinic located on a 250 acre campus. Mayo Clinic Scottsdale also conducts medical research related activities at their multiple research laboratories located at the SC Johnson research facility. This Industrial User is a non-categorical significant industrial user. Mayo Clinic utilizes pH neutralization treatment and best management practices at all of their analytical, research laboratories and ancillary operations.

First Quarter

City of Scottsdale and Mayo clinic separately conducted quarterly sample monitoring of the facility.

Second Quarter

City of Scottsdale and Mayo clinic separately conducted quarterly sample monitoring of the facility.

Third Quarter

City of Scottsdale and Mayo clinic separately conducted quarterly sample monitoring of the facility.

Fourth Quarter

City of Scottsdale and Mayo clinic separately conducted quarterly sample monitoring of the facility. An annual inspection was a conducted at the Mayo facility by COS IPP staff on 12/10/13. An additional inspection of adjacent facilities was conducted on 12/10/13 of the Johnson Research Center as well as the Mayo Collaborative Research Building/ KHAG Research Facility.

To be published for this year in newspaper for Significant Non-Compliance? ____ Yes **X** No

Penalties this reporting Year: Assessed **$ 0.00** Collected **$ 0.00**

CITY OF SCOTTSDALE
SIGNIFICANT INDUSTRIAL USER COMPLIANCE STATUS REPORT

NAME: Scottsdale Healthcare – Osborn			REPORT PERIOD: 01/01/2013 through 12/31/2013
SERVICE ADDRESS: 7400 East Osborn Road Scottsdale, Arizona 85251		MAILING ADDRESS: 7400 East Osborn Road Scottsdale, Arizona 85251	
CATEGORICAL USER? No	40 CFR Local Limits	LIMITS APPENDIX: A	BMR SUBMITTED: 11/15/1991
TTO CERTIFICATION DATE SUBMITTED: N/A		PERMIT EFFECTIVE: 01/01/2010	PERMIT EXPIRES: 12/31/2015
SAMPLING LOCATION VERIFIED ON: 12/19/2013		RCRA NOTICE: 08/17/1992	
SLUG CONTROL PLAN EVALUATION DATE: 01/30/2014			

	1st Quarter (Jan 1 - Mar 31)	2nd Quarter (Apr 1 - Jun 30)	3rd Quarter (Jul 1 - Sep 30)	4th Quarter (Oct 1 - Dec 31)
Number of Inspections	0	1	0	1
Number of City Sampling Days	6	6	6	6
Number of IU Sampling Days	4	4	4	4
Number of Parameter Violations	0	0	0	0
Number of Inspection Violations	0	0	0	0
Number of Reporting Violations	0	0	0	0
Number of Permit Cond. Violations	0	0	0	0
Compliance Status	C	C	C	C
Evaluated as of:	05/31/2013	07/17/2013	10/28/2013	01/22/2014

COMPLIANCE CODES: C = Compliance I = Inconsistent Compliance S = Significant Noncompliance
If company is in I or S, then the following table applies:

Quarter	Type of Violation	Date of Violation	Sample Composite or Grab	Limit Federal or City	Monitoring City or IU	Parameter	Value / Limit	Number of Measurements per Quarter

	1st Quarter (Jan 1 – Mar 31)	2nd Quarter (Apr 1 - Jun 30)	3rd Quarter (Jul 1 – Sep 30)	4th Quarter (Oct 1 - Dec 31)
Enforcement Status	N	N	N	N

Enforcement Status Codes

A - Notice of Violation (NOV)
B - Administrative Order (AO)
C - Civil Action Filed
D - Criminal Action Filed
E - Pretreatment Settlement Agreement (PSA)
F - Assessment of Monetary Penalties
G - Restriction of Flow
H - Permit Revocation
I - Compliance Schedule Issued
J - Disconnection from Sewer
K - Published in Newspaper for Significant Non-Compliance (SNC) In Prior Reporting Year
L - Temporary Increase in IU Self Monitoring (TISM)
N– No Enforcement Action

ENFORCEMENT SUMMARY AND COMMENTS

Company Name: Scottsdale Healthcare – Osborn

Process Flow: 120,000 (GPD) Average

General Information and type of wastewater treatment

Scottsdale Healthcare Osborn is a full service hospital health care facility (SIC 8062). Scottsdale Healthcare Osborn is a non-categorical significant industrial user. Scottsdale Healthcare Osborn utilizes Best Management Practices as their primary treatment of process wastewater.

First Quarter

City of Scottsdale and Scottsdale Osborn separately conducted quarterly sample monitoring of the facility.

Second Quarter

City of Scottsdale and Scottsdale Osborn separately conducted quarterly sample monitoring of the facility.
City staff conducted a facility inspection of the facility on 05/21/13.

Third Quarter

City of Scottsdale and Scottsdale Osborn separately conducted quarterly sample monitoring of the facility.

Fourth Quarter

City of Scottsdale and Scottsdale Osborn separately conducted quarterly sample monitoring of the facility.
City staff conducted a facility inspection of the facility on 12/19/13.

To be published for this year in newspaper for Significant Non-Compliance? ____ Yes **X** No

Penalties this reporting Year: Assessed **$ 0.00** Collected **$ 0.00**

CITY OF SCOTTSDALE
SIGNIFICANT INDUSTRIAL USER COMPLIANCE STATUS REPORT

NAME:	Scottsdale Healthcare – Shea			REPORT PERIOD:	01/01/2013 through 12/31/2013
SERVICE ADDRESS:	9003 East Shea Boulevard Scottsdale, AZ 85260		MAILING ADDRESS:	9003 East Shea Boulevard Scottsdale, AZ 85260	
CATEGORICAL USER?	No	40 CFR Local Limits	LIMITS APPENDIX:	A	BMR SUBMITTED: 11/15/1991
TTO CERTIFICATION DATE SUBMITTED:	N/A		PERMIT EFFECTIVE:	01/01/2010	PERMIT EXPIRES: 12/31/2015
SAMPLING LOCATION VERIFIED ON:	11/25/13		RCRA NOTICE:	08/17/92	
SLUG CONTROL PLAN EVALUATION DATE:	01/30/14				

	1st Quarter (Jan 1 - Mar 31)	2nd Quarter (Apr 1 - Jun 30)	3rd Quarter (Jul 1 - Sep 30)	4th Quarter (Oct 1 - Dec 31)
Number of Inspections	0	0	1	1
Number of City Sampling Days	6	6	6	6
Number of IU Sampling Days	4	5	4	4
Number of Parameter Violations	0	1	0	0
Number of Inspection Violations	0	0	0	0
Number of Reporting Violations	0	0	0	0
Number of Permit Cond. Violations	0	0	0	0
Compliance Status	C	I	C	C
Evaluated as of:	04/22/13	05/31/2013	10/25/2013	01/24/2014

COMPLIANCE CODES: C = Compliance I = Inconsistent Compliance S = Significant Noncompliance
If company is in I or S, then the following table applies:

Quarter	Type of Violation	Date of Violation	Sample Composite or Grab	Limit Federal or City	Monitoring City or IU	Parameter	Value / Limit	Number of Measurements per Quarter
2nd	Daily Limit	05/01/13	Composite	City	IU	Copper	2.9/1.5 mg/L	11

	1st Quarter (Jan 1 – Mar 31)	2nd Quarter (Apr 1 - Jun 30)	3rd Quarter (Jul 1 – Sep 30)	4th Quarter (Oct 1 - Dec 31)
Enforcement Status	N	A(2),L	N	N

Enforcement Status Codes

A - Notice of Violation (NOV)
B - Administrative Order (AO)
C - Civil Action Filed
D - Criminal Action Filed
E - Pretreatment Settlement Agreement (PSA)
F - Assessment of Monetary Penalties
G - Restriction of Flow
H - Permit Revocation
I - Compliance Schedule Issued
J - Disconnection from Sewer
K - Published in Newspaper for Significant Non-Compliance (SNC) In Prior Reporting Year
L - Temporary Increase in IU Self Monitoring (TISM)
N– No Enforcement Action

ENFORCEMENT SUMMARY AND COMMENTS

Company Name: Scottsdale Healthcare – Shea

Process Flow: 140,000 (GPD) Average

General Information and type of wastewater treatment

Scottsdale Healthcare Shea, formerly Scottsdale Memorial Hospital North is a full service hospital health-care facility (SIC 8062). Scottsdale Healthcare Shea is a non-categorical significant industrial user. Scottsdale Healthcare Shea utilizes pH neutralization Best Management Practices as their primary treatment of process wastewater.

First Quarter

City of Scottsdale and Scottsdale Health Care Shea separately conducted quarterly sample monitoring of the facility.

Second Quarter

City of Scottsdale and Scottsdale Health Care Shea separately conducted quarterly sample monitoring of the facility. The industrial user became aware of a Copper violation upon review of their second quarter SMR on 05/20/13. A TISM was issued on 05/20/13 to resample and continue until compliance was reached. A Notice of violation was issued on 06/12/13. The industrial user satisfactorily met all requirements outlined within the NOV through a response letter outlining their summary investigation and TISM resample data on 06/19/13.

Third Quarter

City of Scottsdale and Scottsdale Health Care Shea separately conducted quarterly sample monitoring of the facility. A facility inspection of the site was conducted on 07/03/13.

Fourth Quarter

City of Scottsdale and Scottsdale Health Care Shea separately conducted quarterly sample monitoring of the facility. A facility inspection of the site was conducted on 11/25/13.

To be published for this year in newspaper for Significant Non-Compliance? ____ Yes **X** No

Penalties this reporting Year: Assessed **$ 0.00** Collected **$ 0.00**

CITY OF SCOTTSDALE
SIGNIFICANT INDUSTRIAL USER COMPLIANCE STATUS REPORT

NAME:	Scottsdale Healthcare – Thompson Peak Parkway	REPORT PERIOD:	01/01/2013 through 12/31/2013
SERVICE ADDRESS:	7400 East Thompson Peak Parkway Scottsdale, AZ 85255	MAILING ADDRESS:	7400 East Thompson Peak Parkway Scottsdale, AZ 85255
CATEGORICAL USER?	No	40 CFR Local Limits	
LIMITS APPENDIX:	A	BMR SUBMITTED:	N/A
TTO CERTIFICATION DATE SUBMITTED:	N/A	PERMIT EFFECTIVE:	10/01/2013
PERMIT EXPIRES:	09/30/2018		
SAMPLING LOCATION VERIFIED ON:	11/14/13	RCRA NOTICE:	10/01/09
SLUG CONTROL PLAN EVALUATION DATE:	01/30/14		

	1st Quarter (Jan 1 - Mar 31)	2nd Quarter (Apr 1 - Jun 30)	3rd Quarter (Jul 1 - Sep 30)	4th Quarter (Oct 1 - Dec 31)
Number of Inspections	0	1	0	0
Number of City Sampling Days	3	3	3	3
Number of IU Sampling Days	2	2	2	2
Number of Parameter Violations	0	0	0	0
Number of Inspection Violations	0	0	0	0
Number of Reporting Violations	0	0	0	0
Number of Permit Cond. Violations	0	0	0	0
Compliance Status	C	C	C	C
Evaluated as of:	04/24/2013	07/29/2013	10/28/2013	01/14/2014

COMPLIANCE CODES: C = Compliance I = Inconsistent Compliance S = Significant Noncompliance
If company is in I or S, then the following table applies:

Quarter	Type of Violation	Date of Violation	Sample Composite or Grab	Limit Federal or City	Monitoring City or IU	Parameter	Value / Limit	Number of Measurements per Quarter

	1st Quarter (Jan 1 – Mar 31)	2nd Quarter (Apr 1 - Jun 30)	3rd Quarter (Jul 1 – Sep 30)	4th Quarter (Oct 1 - Dec 31)
Enforcement Status	N	N	N	N

Enforcement Status Codes

A - Notice of Violation (NOV)
B - Administrative Order (AO)
C - Civil Action Filed
D - Criminal Action Filed
E - Pretreatment Settlement Agreement (PSA)
F - Assessment of Monetary Penalties
G - Restriction of Flow
H - Permit Revocation
I - Compliance Schedule Issued
J - Disconnection from Sewer
K - Published in Newspaper for Significant Non-Compliance (SNC) In Prior Reporting Year
L - Temporary Increase in IU Self Monitoring (TISM)
N– No Enforcement Action

ENFORCEMENT SUMMARY AND COMMENTS

Company Name: Scottsdale Healthcare – Thompson Peak Parkway

Process Flow: 21,289 (GPD) Average

General Information and type of wastewater treatment

The Thompson Peak Parkway location is a part of the Scottsdale Healthcare network of hospitals. The facility is a full service hospital with a certified Chest Pain Center, emergency department, and inpatient/outpatient surgery center. Scottsdale Healthcare-Thompson Peak Parkway is a non-categorical Significant Industrial User (SIU) and utilizes pH neutralization in its laboratory sinks and implements Best Management Practices (BMPs). There is no physical pretreatment system in place.

First Quarter

The City of Scottsdale and Scottsdale Healthcare – Thompson Peak Parkway separately conducted quarterly sample monitoring.

Second Quarter

The City of Scottsdale and Scottsdale Healthcare – Thompson Peak Parkway separately conducted quarterly sample monitoring.
The City conducted a facility inspection on 06/26/13.

Third Quarter

The City of Scottsdale and Scottsdale Healthcare – Thompson Peak Parkway separately conducted quarterly sample monitoring.

Fourth Quarter

The City of Scottsdale and Scottsdale Healthcare – Thompson Peak Parkway separately conducted quarterly sample monitoring.

To be published for this year in newspaper for Significant Non-Compliance? ____ Yes **X** No

Penalties this reporting Year: Assessed **$ 0.00** Collected **$ 0.00**

SECTION 2.5
CITY OF TEMPE

POTW PRETREATMENT ANNUAL REPORT

CITY OF TEMPE, ARIZONA

NPDES Permit Holder: City of Phoenix, Arizona

Period Covered by this Report: 01/01/2013 through 12/31/2013

Name of Wastewater Treatment Plant: 91st Avenue Wastewater Treatment Plant

NPDES Permit Number: AZ0020524

Person to Contact Concerning City of Phoenix Information Contained in the Report:

David McNeil
Environmental Services Manager
Post Office Box 5002
Tempe, Arizona 85280
480-350-2844

As required by 40 C.F.R. Section 122.22(b)(2):

I certify under penalty of law that all CITY OF TEMPE attachments contained in this document were prepared under my direction or supervision in accordance with a system designed to assure that qualified personnel properly gather and evaluate the information submitted. Based on my inquiry of the person or persons who manage the system, or those persons directly responsible for gathering the information, the information submitted is, to the best of my knowledge and belief, true, accurate, and complete. I am aware that there are significant penalties for submitting false information, including the possibility of fine and imprisonment for knowing violations.

07. Feb. 14
Date:

Marilyn DeRosa
Deputy Director of Public Works
Water Utilities Division City of Tempe, Arizona

Tempe

INTRODUCTION

Tempe, pronounced Tem-pee, with a population of greater than 164,000, is the seventh largest city in the State of Arizona. Tempe is located in the heart of the Phoenix metropolitan area and is bordered by the cities of Scottsdale, Mesa, Phoenix and Chandler. The average annual rainfall is 7 inches, the average high temperature is 85 degrees and the average low is 51 degrees.

The City was founded in 1872 by Charles Trumbull Hayden when he established Hayden Milling and Farming Ditch Company (at one time Hayden Flour Mills was the oldest continuously operating business in the State). Tempe, at an elevation of 1,105 feet, was incorporated in 1894 and presently encompasses 40.3 square miles. Guadalupe is also a part of the Tempe service area, with a land area of 0.667 square miles.

One of the major cities in the Metro Phoenix area, Tempe has a diversified economic base. It is primarily a manufacturing city, with firms including producers of electronics, propulsion equipment, pre-fabricated housing, machine products and mobile homes. In addition, there are commercial services, shopping centers, banking, developers, lodging and the spectrum of services necessary to support manufacturing, residences and employment. Tempe has industrial parks, which house heavy, medium, and light industrial activities. The industrial sector is the largest work sector in Tempe, employing 33 percent of Tempe's work force.

Tempe is home to Arizona State University's main campus. ASU is one of the five largest public universities in the nation, with an enrollment of approximately 50,000 students at Tempe's 700 acre main campus. Tempe is also home to the 323-acre Arizona State University Research Park.

EPA approved the Industrial Waste Pretreatment Program for Tempe and the other valley cities in 1983. The objectives of this program are to regulate discharges primarily from non-domestic users (commercial and industrial facilities) which discharge toxic wastes or unusually strong conventional wastes that must be treated by the POTW (Publicly Owned Treatment Works). Discharges from these facilities are regulated by enforcing federal standards prohibiting certain discharges, enforcing national categorical standards, and enforcing local discharge limits.

Tempe

Summary of Pretreatment Program Changes

January 1, 2013, through December 31, 2013

The Enforcement Response Plan ("ERP"), which was approved by Tempe City Council and Arizona Department of Environmental Quality in December of 2012, was implemented in January of 2013. Tempe's philosophy of encouraging industrial user ("IU") compliance has been further strengthened through the adoption of the revised ERP, which utilizes a point system and review similar to SNC methodology. Several Consent Orders ("CO"), or what can be considered Pretreatment Settlement Agreements ("PSA"), were issued in 2013 calendar year. The result of each CO has demonstrated an increase in compliance for the each industrial user ("IU"). The ERP and approval documents can be reviewed at: http://www.tempe.gov/index.aspx?page=1249.

The Environmental Compliance Inspection staff remains at full staffing level of seven (7) inspectors. Inspections are being conducted in a multi-media fashion. Each Inspector is responsible for pretreatment (SIU, IU, and commercial), stormwater compliance (MSGP and City Code), backflow, and air quality concerns.

Implementation of a compliance data system (CDS) continues for the Pretreatment, Backflow, Stormwater, and Air Quality programs. The CDS software implementation was approved by the Tempe City Council on February 2, 2012. The pretreatment module will be fully operational by June of 2014.

Environmental Services continues to move forward with the Tempe Grease Cooperative, which is a FOG Pilot Study in the downtown area of Tempe, which represents $1/10^{th}$ of the food restaurants in the City. Contracts for cleaning and disposal of grease interceptor and trap waste have been awarded as well as a contract for jetting services. More information about the Tempe Grease Cooperative can be obtained at: http://www.tempe.gov/index.aspx?page=1344.

Tempe investigation into real time monitoring equipment capable of accurately reporting pollutants of concern ("POC") resulted in the installation of a "spectrometer probe" at Tempe's TP-01 metering station. During the first quarter of 2014, a comparative study using discrete sampling by the hour will be conducted, which will allow a 24-point linear curve to be inputted in the unit for each 24-hour period sampled. The probe is capable of producing a "finger print" of pollutants passing through the meter station. The goal is to establish "real time" monitoring in Tempe meter stations to serve as an early warning for the SROG owned wastewater treatment plant and to reduce the need to enter spaces for the purpose of collecting samples.

CITY OF TEMPE

Annual Best Management Practices Report

Pollution Prevention through Point Source Control Measures
&
Educational Outreach Program Efforts
for January 1, 2013 through December 31, 2013

CITY OF TEMPE

2013 ANNUAL BEST MANAGEMENT PRACTICES REPORT OF POLLUTION PREVENTION THROUGH POINT SOURCE CONTROL MEASURES & EDUCATIONAL OUTREACH PROGRAM EFFORTS

POLLUTION PREVENTION THROUGH POINT SOURCE CONTROL PROGRAMS

Information shown constitute continuous and ongoing efforts by the City of Tempe Environmental Services Division staff to prevent, reduce, and/or eliminate pollutants from entering the sewer collection system.

POINT SOURCE CONTROL PROGRAM

The City of Tempe continues its efforts to identify controllable sources of pollutants that are discharged to the City of Phoenix 91st Avenue Wastewater Treatment Plant. The City continues to monitor commercial and industrial discharge sources to identify possible sources of beryllium, chromium, copper, cyanide, lead, nickel, selenium, and thallium other than those identified at industrial facilities currently under permit with the City of Tempe.

The City continues its efforts in meeting the requirements of the Storm Water Discharge National Pollution Discharge Elimination System (NPDES) Permit. The Environmental Services Division continues to develop the Annual Storm Sewer Discharge Report for the City of Tempe for each fiscal year in accordance with AZPDES permit AZS000005-2010. Staff members continue to gather information required by the permit.

City of Tempe Permanent Household Products Collection Center (HPCC)

The City of Tempe is committed to responding to the needs of its citizens and protecting the environment. The establishment of the permanent Household Products Collection Center enables the City of Tempe to:

- Provide for the safe and convenient disposal of most common household products on a continuous basis;
- Enhance recycling of collected materials;
- Protect the environment and public health and safety by reducing the amount of illegal dumping; and to
- Provide public education on the proper management of household chemicals.

- The Household Products Collection Center (HPCC) collected the largest amount of household waste since opening its doors in 1999.

Overall participation at the facility has increased with numerous visitors in 2013. The HPCC has had frequent shipments of waste leave the site during 2013. The permanent facility is not able to accept radioactive materials, medical waste, ammunition, or explosive materials. However, information on the proper disposal options is provided.

The establishment of the Swap Area, which enables residents to reuse virgin or near-virgin household materials, is one of the many source reduction activities the City is utilizing at the Collection Center. Others include the:

- Evacuation of aerosol cans and bulking the waste propellant and product;
- Recycling of metal containers and cardboard;
- Bulking common materials instead of lab packing them for disposal;
- Bulking latex paint, which is then provided "free-of-charge" to various organizations for graffiti removal or is used in the construction of new roadways; and
- Recycling used motor oil and antifreeze for post-consumer use.

The facility is staffed, managed and funded by the City's Environmental Health and Safety/Household Products Collection Center. Responsibility for funding and staffing was transferred to the Solid Waste Division of the Public Works Department with the start of fiscal year 2009 -10 on July 1, 2009.

A complete report produced by the Household Products Collection Center staff is available on their website at: http://www.tempe.gov/index.aspx?page=188

Environmental Services Section Home Page on the Internet

The City's Environmental Services Section continues to revise and update its Internet web site within the City's home page on the World Wide Web Internet system.

The City's Internet system provides information on various Departments throughout the City, including the Environmental Services Section. This site includes information on staffing, information request forms, City activities, weather, job openings, and an array of other City business, including compliance and enforcement actions within the Environmental Services Section.

The Environmental Services Section has developed a reporting section on its web site. This allows Industry to complete both the semiannual and/or annual reports "online," save, and print for submittal.

During 2013, the Environmental Services Section received numerous calls regarding disposal of common household products. The Environmental Services Section has developed and maintains a list of facilities that will accept common household products. The City of Tempe Environmental Services Section published a list of disposal facilities in the *Tempe Today* newsletter that is distributed in water bills and is available on the Internet web site. The January, 2013, issue of *Tempe Today* available at the following website:

http://www.tempe.gov/modules/showdocument.aspx?documentid=15352. This was included as an insert that listed items the Household Products Collection Center is able to accept for recycling as well as information about Zero Waste day which took place in April. Door hangers were distributed to residential and commercial facilities in the area where a large number of problems with improper disposal of wipes had been noticed.

Tempe Today for March, 2013, included an article with the title, "Safely dispose of pharmaceuticals."
http://www.tempe.gov/modules/showdocument.aspx?documentid=16777

Tempe Today for August, 2013, included an article with the title, "Don't Flush It."
http://www.tempe.gov/modules/showdocument.aspx?documentid=19415.
Additional outreach through a community newspaper, the *Wrangler News* also included information about the proper disposal of wipes. Available at:
http://www.wranglernews.com/pdf/wn072713.pdf on page 17.

Best Management Practices (BMPs) brochures including: "*Fats, Oils and Grease (FOG) Management for the Food Service Industry*", and "*Why Does the City of Tempe Perform Industrial/Commercial Facility Inspections?" and additional* relevant documents are given to industrial facilities during site inspections. These documents are posted with other Best Management Practices brochures on the City's website at: http://www.tempe.gov/index.aspx?page=1275.

The Environmental Services Section has developed outreach items for the proper disposal of wipes products including a door hanger and outreach flyer. The February 2013, issue of the *E-Bulletin* an electronic quarterly newsletter for industrial/commercial clients included information about the disposal of wipes. This document is available on line at:
http://www.tempe.gov/modules/showdocument.aspx?documentid=16652.

The outreach flyer was given to individuals attending events such as the Zero Waste Day (April 20, 2013) & (November 16, 2013) and the Tempe Arts Festival (April 5-7, 2013) & (December 6-8, 2013) and other outreach events that will best reach residential customers.

The City of Tempe Police and Drug Enforcement Agency sponsored an anonymous disposal event for unneeded and expired prescription and over-the-counter medications at an event on April 28, 2013. This event encourages community members not to dispose of these types of medications by flushing down toilets. Information about the event was published in March, 2013, issue of Tempe Today in an article entitled, "Safely Dispose of Expired, Unneeded Medications." Visit the website at: http://www.tempe.gov/modules/showdocument.aspx?documentid=16777.

INDUSTRIAL AND COMMERCIAL COMMUNITY OUTREACH

The City of Tempe continues its public education outreach program by placing articles on pollution prevention, household recycling, and Best Management Practices (BMPs) in the *Tempe Today* newsletter. In addition, the publication of the *Tempe Environmental Bulletin*, a quarterly newsletter in electronic format is issued to Tempe Industrial users and contained articles on pollution prevention.

Members of the City's Environmental Services Section are actively involved in various environmental, health and safety organizations such as the Arizona Water Pollution Control Association and the Water Environment Federation.

As reported in the Pretreatment Performance Summary, 51 inspections were conducted at the Significant Industrial Users (SIUs). Environmental staff conducted an additional thirteen (13) inspections at Industrial Users who are permitted with either a Class II, III, or IV discharge permit during the period of January 1, 2013, through December 31, 2013.

A total of 121 calls were responded to during the 2013 calendar year. Environmental staff works closely with other sections within the Water Utilities Division as well as other City Departments to prevent discharges to both the sanitary and storm sewers that could adversely impact both systems. The responses to the calls are summarized in the following manner:

Type of Call/Complaint	Count
Illegal Discharge (all types of waste)	12
Interceptor/Traps	1
Odor	4
Other	75
SSO (Private)	5
Storm water	24

The City of Tempe Storm Water hotline number is (480) 350-2811. Complaints may also be filed online at: http://www.tempe.gov/index.aspx?page=1273.

During 2013, 779 sampling inspections were completed 337 at categorical facilities and 442 at non-categorical facilities. Approximately 64 walk-through inspections were completed, and inspections were completed 27 at commercial food establishments beyond the permitted pretreatment facilities.

Tempe Grease Cooperative

The City of Tempe is now offering downtown restaurants the opportunity to participate in a new and innovative "green partnership" to better manage fats, oils and grease (FOG) by joining together to procure quality service at a lower cost. After almost three years of research and development made possible by a U.S. Department of Energy grant, the City is launching the Tempe Grease Cooperative (TGC), a voluntary program that will:

- Reduce odors and plumbing backups by providing great service for Tempe's restaurants,
- Create more sustainable plumbing and municipal sewer infrastructure, and
- Explore the use of trap and interceptor waste as a renewable energy supply.

As the administrative arm of the cooperative, the City will collectively purchase grease trap and interceptor maintenance services and manage the contracts on behalf of member restaurants, with no added cost for administration. The City's Grease Cooperative will provide additional no-cost services such as plumbing and odor diagnostics to ensure traps and interceptors are performing as designed, and will be available to ensure that members' needs are met and concerns are addressed. Required cleaning and maintenance activities will be performed under the City's administration, eliminating members' compliance risk for those activities.

The program is voluntary, and restaurants can choose to join or withdraw at any time. Prior to enrollment, prospective members will receive detailed information about terms and benefits, including pricing. The City is committed to ensuring that Tempe Grease Cooperative membership provides value to Tempe's restaurants and the community as a whole. This is first step in the city's plans to transform collected waste grease into renewable energy.

The Tempe Grease Cooperative has the support of the Arizona Department of Environmental Quality, Arizona State University, and local Tempe restaurateurs who believe in doing the right thing for their business and the community. For more information about the grease cooperative visit: **http://www.tempe.gov/index.aspx?page=1344.**

The City of Tempe funds and maintains a website at www.azfog.org This site represents the AZ FOG Group (formerly the Multi-City FOG Group), an association of municipal pretreatment agencies, public and private sewer districts, non-hazardous liquid waste haulers, treatment facilities and manufacturers of treatment devices, Maricopa County, and the State of Arizona Pretreatment Coordinator. Each member deals with specific sanitary sewer regulations that are in place to control discharges from commercial food establishments. The goal of the Multi-city FOG Group is to reduce the amount of fats, oils, and grease that enter the sanitary sewer systems by adhering to four concepts: inclusion, commonality, consistency, and education.

CITY OF TEMPE

SUMMARY OF PRETREATMENT PROGRAM EXPENDITURES
January 1, 2013 – December 31, 2013 – Total Pretreatment Expenditures

PRETREATMENT PROGRAM PERSONNEL		
Title	FTEs 2013	FTEs 2012
Deputy Director Public Works – Water Utilities	1.0	1.0
Environmental Services Manager	1.0	1.0
Environmental Compliance Supervisor	1.0	1.0
Environmental Compliance Inspector	7.0	7.0
Water Quality Specialist	5.0	5.0
Administrative Assistant II	2.0	2.0

PRETREATMENT PROGRAM EXPENDITURES	
Personnel	*$1,075,023
Equipment Operation & Maintenance	$82,059
Laboratory	$238,907
Pollution Prevention	$1309
*Based on Fiscal Year 13/14	

PRETREATMENT EQUIPMENT INVENTORY		
Equipment Name	Purchased 2013	Total 2013
ISCO Wastewater Sampler	0	37
ISCO Area Velocity Meters	0	5
ISCO Flow Meter Modules (pH/ultra-sonic)	0	16
ISCO Laser Flow Meters	2	2
S::Can Spectrometer Probe	1	1
Vehicles	2	12
Gas Detectors	14	14
Computers (desktop/laptop)	0	16

CITY OF TEMPE
LIST OF SIGNIFICANT INDUSTRIAL USERS AS OF 12/31/2013

	COMPANY NAME AND ADDRESS	WWTP	SIC Code	Regulation
1.	Acme Aerospace Inc. 528 West 21st Street Tempe AZ 85282	COP 91st Ave	3692	461.15
2.	Advanced Circuits 229 South Clark Street Tempe AZ 85281	COP 91st Ave	3672	433.17
3.	Advotech 632 West 24th Street Tempe AZ 85282	COP 91st Ave	3674	469.18
4.	Aerospace Contacts, LLC 560 West Southern Avenue Tempe AZ 85282	COP 91st Ave	3643	433.17
5.	All Pro Industrial, LLC 1531 West 17th Street Tempe AZ 85281	COP 91st Ave	3471	433.17
6.	APS 1500 East University Drive Tempe AZ 85281	COP 91st Ave	4911	423.16
7.	Arizona State University 1551 South Rural Road Tempe AZ 85281	COP 91st Ave	8221	USER
8.	Arizona State University Macro Technology Works 7700 South River Parkway Tempe AZ 85284	COP 91st Ave	3679	USER
9.	Coxreels, Inc 5865 South Ash Avenue Tempe AZ 85283	COP 91st Ave	3499	433.17
10.	Entrepix, Inc. 2315 West Fairmont Drive Tempe AZ 85282	COP 91st Ave	3674	469.18
11.	FlipChip International 1914 West 3rd Street Tempe AZ 85281	COP 91st Ave	3674	469.18
12.	Foresight Finishing LLC 1102 West Geneva Drive Tempe AZ 85282	COP 91st Ave	3471	433.17
13.	Gorilla Industrial Coatings LLC 2605 South Industrial Park Avenue Tempe AZ 85282	COP 91st Ave	3479	433.17
14.	Group Manufacturing 815 W Geneva Drive Tempe AZ 85282	COP 91st Ave	3444	433.17
15.	HEI Inc. 610 South Rockford Drive Tempe AZ 85281	COP 91st Ave	3672	433.17
16.	Honeywell International, Inc. 1300 W Warner Road Tempe AZ 85284	COP 91st Ave	3471	433.17
17.	L-3 Communications Corporation ETO 1215 South 52nd Street Tempe AZ 85281	COP 91st Ave	3672	433.15

CITY OF TEMPE
LIST OF SIGNIFICANT INDUSTRIAL USERS AS OF 12/31/2013

	COMPANY NAME AND ADDRESS	WWTP	SIC Code	Regulation
18.	Lawrence Semiconductor Research Laboratory Inc 2300 West Huntington Drive Tempe AZ 85282	COP 91st Ave	3674	469.18
19.	Medtronic Microelectrics Center 2343 West Medtronic Way Tempe AZ 85281	COP 91st Ave	3471	469.16
20.	Microchip Technology Inc. 1200 South 52nd Street Tempe AZ 85281	COP 91st Ave	3674	469.18
21.	Pan Jit Americas , Inc. 2502 West Huntington Drive Tempe AZ 85282	COP 91st Ave	3674	469.18
22.	Phoenix Coca-Cola Bottling Co 1850 West Elliot Road Tempe, AZ 85284	COP 91st Ave	2086	USER
23.	Photo Design Of Arizona 3105 South Potter Drive Tempe AZ 85282	COP 91st Ave	3479	433.17
24.	Precision Die & Stamping 1704 West 10th Street Tempe AZ 85281	COP 91st Ave	3469	433.17
25.	Precision Powdercoat 1616 South Edward Tempe AZ 85281	COP 91st Ave	3479	433.17
26.	Safeway Inc. 1115 West Alameda Drive Tempe AZ 85282	COP 91st Ave	2026	USER
27.	Schreiber Foods Inc. 2122 South Hardy Drive Tempe AZ 85282	COP 91st Ave	2022	USER
28.	Southwest Metal Finishing Inc. 2002 West Campus Tempe AZ 85282	COP 91st Ave	3471	433.17
29.	SRP K7GS 7005 South Kyrene Road Tempe AZ 85283	COP 91st Ave	4911	423.16
30.	Sun Orchard 1198 West Fairmont Drive Tempe AZ 85282	COP 91st Ave	2033	USER
31.	Tempe Campus SPV, LLC 2100 East Elliot Road Tempe AZ 85284	COP 91st Ave	3471	433.17
32.	Trion Technology Inc 1025 South 52nd Street Tempe AZ 85281	COP 91st Ave	3674	469.18
33.	United Dairymen Of Arizona 2008 South Hardy Drive Tempe AZ 85282	COP 91st Ave	2023	USER

CITY OF TEMPE

PRETREATMENT PERFORMANCE SUMMARY
ADDITIONS, DELETIONS AND CHANGES TO THE SIU LIST

ADDITIONS

The following Significant Industrial Users were added in 2013:

Aerospace Contacts LLC
560 W. Southern Ave.
Tempe, AZ 85282

SRP K7GS
7005 S. Kyrene Rd.
Tempe, AZ 85283

DELETIONS

The following Significant Industrial Users have ceased operations in 2013:

Entrepix, Inc.
2315 W. Fairmont Dr.
Tempe, AZ 85282

RECLASSIFICATIONS

The following Significant Industrial Users have been reclassified in 2013:

None

NAME CHANGES

The following Significant Industrial Users changed their names in 2013:

Honeywell AALS to Honeywell International, Inc.

PRETREATMENT PERFORMANCE SUMMARY

I. General Information

Control Authority Name: City of Tempe		**NPDES №.:** AZ0020524	
Address: P.O. Box 5002	**City:** Tempe	**State:** AZ	**ZIP:** 85280
Contact Person: David McNeil		**Contact Telephone Number:** 480-350-2844	
Reporting Period: 01/01/2013 – 12/31/2013	**Categorical IUs:** 26	**Significant Non-categorical IUs:** 7	

II. Significant Industrial User Compliance

		Categorical		Non-categorical		Total SIUs	
		No.	%	No.	%	No.	%
1.	No. of SIUs in Full Compliance	22	84.62	3	42.86	25	75.76
2.	No. of SIUs in Inconsistent Compliance	4	15.38	4	57.14	8	24.24
3.	No. of SIUs in Significant Noncompliance	0	0.00	0	0.00	0	0.00
4.	No. of Parameter Violations	28		23		51	
5.	No. of Reporting Violations	0		0		0	
6.	No. of Permit Condition Violations	1		6		7	

III. Compliance Monitoring Program

		Categorical	Non-categorical	Total SIUs
1.	No. of Control Documents Issued	3	2	5
2.	No. of Nonsampling Inspections Conducted	51	13	64
3.	No. of Facilities Inspected (Nonsampling)	26	7	33
4.	No. of Sampling Visits Conducted	337	442	779
5.	No. of Facilities Sampled	25	7	32

IV. Enforcement Actions

		Categorical	Non-categorical	Total SIUs
1.	Notices of Violations Issued to SIUs	6	19	25
2.	Temporary Increase in IU Self Monitoring	0	0	0
3.	Administrative Orders Issued to SIUs	6	19	25
4.	Compliance Schedules Issued	0	2	2
5.	Settlement Agreements	0	0	0
6	Other Actions	0	0	0
7.	Amount of Penalties Collected (Total Dollars / IUs Assessed)	$5,037.43	$168,220.78	$173,258.21

CITY OF TEMPE
SIGNIFICANT INDUSTRIAL USER COMPLIANCE STATUS REPORT

NAME:	Acme Aerospace Inc.		REPORT PERIOD:	1/1/13 - 12/31/13	
SERVICE ADDRESS:	528 West 21 Street Tempe, AZ 85282		MAILING ADDRESS:	528 West 21st Street Tempe, AZ 85282	
CATEGORICAL USER?	Yes	40CFR 461.15	LIMITS APPENDIX:	T-J	BMR SUBMITTED: 12/31/1989
TTO CERTIFICATION DATE SUBMITTED:	08/15/2013		PERMIT EFFECTIVE:	07/27/2011	PERMIT EXPIRES: 07/26/2015
SAMPLING LOCATION VERIFIED ON:	11/20/2013		RCRA NOTICE:	05/03/1993	
SLUG CONTROL PLAN EVALUATION DATE:	02/03/2012				

	1st Quarter (Jan 1 - Mar 31)	2nd Quarter (Apr 1 - Jun 30)	3rd Quarter (Jul 1 - Sep 30)	4th Quarter (Oct 1 - Dec 31)
Number of Inspections	0	1	0	1
Number of City Sampling Days	3	5	4	0
Number of IU Sampling Days	25	15	22	18
Number of Parameter Violations	0	0	0	0
Number of Inspection Violations	0	0	0	0
Number of Reporting Violations	0	0	0	0
Number of Permit Cond. Violations	0	0	0	0
Compliance Status	C	C	C	C
Evaluated as of:	3/31/13	6/30/13	9/30/13	12/31/13

COMPLIANCE CODES: C = Compliance I = Inconsistent Compliance S = Significant Noncompliance
If company is in I or S, then the following table applies:

Quarter	Type of Violation	Date of Violation	Sample Composite or Grab	Limit Federal or City	Monitoring City or IU	Parameter	Value / Limit	Number of Measurements per Quarter

	1st Quarter (Jan 1 - Mar 31)	2nd Quarter (Apr 1 - Jun 30)	3rd Quarter (Jul 1 - Sep 30)	4th Quarter (Oct 1 – Dec 31)
Enforcement Status	N	N	N	N

Enforcement Status Codes

A - Notice of Violation (NOV)
B - Administrative Order (AO)
C - Civil Action Filed
D - Criminal Action Filed
E - Consent Order
F - Assessment of Monetary Penalty
G - Restriction of Flow
H - Permit Revocation
I - Compliance Schedule Issued
J - Disconnection from Sewer
K - Published in Newspaper for Significant Non-Compliance (SNC) In Prior Reporting Year
L - Temporary Increase in IU Self Monitoring (TISM)
N - No Enforcement Action

ENFORCEMENT SUMMARY AND COMMENTS

Company Name: Acme Aerospace Inc.
Process Flow: 0.000676 mgd

General Information and type of wastewater treatment
Acme is a NiCad battery manufacturer. Nickel plating waste undergoes ion exchange, alkaline precipitation and filtration. Treatment is done in batch format. NiCad battery manufacturing is regulated under mass based standards as outlined in 40 CFR 461-A. Acme self-monitors each batch discharge.
First Quarter
Second Quarter
Third Quarter
Fourth Quarter

To be published for this year in newspaper as a significant violator? _____ Yes __X__ No

Penalties this reporting Year: Assessed $ 0 / Collected $ 0

CITY OF TEMPE
SIGNIFICANT INDUSTRIAL USER COMPLIANCE STATUS REPORT

NAME:	Advanced Circuits		REPORT PERIOD:	1/1/13 - 12/31/13	
SERVICE ADDRESS:	229 South Clark Drive Tempe, AZ 85281		MAILING ADDRESS:	229 South Clark Street Tempe, AZ 85281	
CATEGORICAL USER?	Yes	40CFR 433.17	LIMITS APPENDIX:	T-E	BMR SUBMITTED: 10/31/1987
TTO CERTIFICATION DATE SUBMITTED:	07/23/2013		PERMIT EFFECTIVE:	04/08/2010	PERMIT EXPIRES: 04/07/2014
SAMPLING LOCATION VERIFIED ON:	11/08/2013		RCRA NOTICE:	04/21/1993	
SLUG CONTROL PLAN EVALUATION DATE:	05/03/2010				

	1st Quarter (Jan 1 - Mar 31)	2nd Quarter (Apr 1 - Jun 30)	3rd Quarter (Jul 1 - Sep 30)	4th Quarter (Oct 1 - Dec 31)
Number of Inspections	0	1	0	1
Number of City Sampling Days	6	4	3	0
Number of IU Sampling Days	0	0	0	0
Number of Parameter Violations	0	0	0	0
Number of Inspection Violations	0	0	0	0
Number of Reporting Violations	0	0	0	0
Number of Permit Cond. Violations	0	0	0	0
Compliance Status	C	C	C	C
Evaluated as of:	3/31/13	6/30/13	9/30/13	12/31/13

COMPLIANCE CODES: C = Compliance I = Inconsistent Compliance S = Significant Noncompliance
If company is in I or S, then the following table applies:

Quarter	Type of Violation	Date of Violation	Sample Composite or Grab	Limit Federal or City	Monitoring City or IU	Parameter	Value / Limit	Number of Measurements per Quarter

	1st Quarter (Jan 1 - Mar 31)	2nd Quarter (Apr 1 - Jun 30)	3rd Quarter (Jul 1 - Sep 30)	4th Quarter (Oct 1 – Dec 31)
Enforcement Status	N	N	N	N

Enforcement Status Codes

A - Notice of Violation (NOV)
B - Administrative Order (AO)
C - Civil Action Filed
D - Criminal Action Filed
E - Consent Order
F - Assessment of Monetary Penalty
G - Restriction of Flow
H - Permit Revocation
I - Compliance Schedule Issued
J - Disconnection from Sewer
K - Published in Newspaper for Significant Non-Compliance (SNC) In Prior Reporting Year
L - Temporary Increase in IU Self Monitoring (TISM)
N - No Enforcement Action

ENFORCEMENT SUMMARY AND COMMENTS

Company Name: Advanced Circuits
Process Flow: 0.026885 mgd

General Information and type of wastewater treatment
Circuit Express is a manufacturer of printed circuit boards as described under 40 CFR 433. Pretreatment is by alkaline precipitation and filtration. Final effluent is pH corrected prior to discharge. It is required to self-monitor its discharges. Cyanide processes and solutions are zero discharge.
First Quarter
Second Quarter
Third Quarter
Fourth Quarter

To be published for this year in newspaper as a significant violator? _____ Yes __X__ No

Penalties this reporting Year: Assessed $ 0 / Collected $ 0

CITY OF TEMPE
SIGNIFICANT INDUSTRIAL USER COMPLIANCE STATUS REPORT

NAME:	Advotech		REPORT PERIOD:	1/1/13 - 12/31/13	
SERVICE ADDRESS:	632 West 24th Street Tempe, AZ 85282		MAILING ADDRESS:	632 West 24th Street Tempe, AZ 85282	
CATEGORICAL USER?	Yes	40CFR 469.18	LIMITS APPENDIX:	T-F	BMR SUBMITTED: 07/26/2004
TTO CERTIFICATION DATE SUBMITTED:	07/15/2013		PERMIT EFFECTIVE:	01/18/2010	PERMIT EXPIRES: 01/17/2014
SAMPLING LOCATION VERIFIED ON:	03/08/2013		RCRA NOTICE:	07/26/2005	
SLUG CONTROL PLAN EVALUATION DATE:	02/03/2010				

	1st Quarter (Jan 1 - Mar 31)	2nd Quarter (Apr 1 - Jun 30)	3rd Quarter (Jul 1 - Sep 30)	4th Quarter (Oct 1 - Dec 31)
Number of Inspections	1	0	0	0
Number of City Sampling Days	6	4	0	4
Number of IU Sampling Days	0	0	0	0
Number of Parameter Violations	0	0	0	0
Number of Inspection Violations	0	0	0	0
Number of Reporting Violations	0	0	0	0
Number of Permit Cond. Violations	0	0	0	0
Compliance Status	C	C	C	C
Evaluated as of:	3/31/13	6/30/13	9/30/13	12/31/13

COMPLIANCE CODES: C = Compliance I = Inconsistent Compliance S = Significant Noncompliance
If company is in I or S, then the following table applies:

Quarter	Type of Violation	Date of Violation	Sample Composite or Grab	Limit Federal or City	Monitoring City or IU	Parameter	Value / Limit	Number of Measurements per Quarter

	1st Quarter (Jan 1 - Mar 31)	2nd Quarter (Apr 1 - Jun 30)	3rd Quarter (Jul 1 - Sep 30)	4th Quarter (Oct 1 – Dec 31)
Enforcement Status	N	N	N	N

Enforcement Status Codes

A - Notice of Violation (NOV)
B - Administrative Order (AO)
C - Civil Action Filed
D - Criminal Action Filed
E - Consent Order
F - Assessment of Monetary Penalty
G - Restriction of Flow
H - Permit Revocation
I - Compliance Schedule Issued
J - Disconnection from Sewer
K - Published in Newspaper for Significant Non-Compliance (SNC) In Prior Reporting Year
L - Temporary Increase in IU Self Monitoring (TISM)
N - No Enforcement Action

ENFORCEMENT SUMMARY AND COMMENTS

Company Name: Advotech
Process Flow: 0.001065 mgd

General Information and type of wastewater treatment
Advotech is permitted as a Class I Significant Industrial User under CFR 469 - Electrical and Electronic Components Point Source Category, Subpart A - Semiconductor Subcategory (469.18 PSNS) due to dicing operations. Wastewater is pumped through a 25-micron filter, then a 1-micron filter. Once through the filters, the water dumps into a 120-gallon holding tank. The wastewater is then discharged to a floor sink by gravity; from there it enters the City of Tempe sanitary sewer system.
First Quarter
Second Quarter
Third Quarter
Fourth Quarter

To be published for this year in newspaper as a significant violator? _____ Yes __X__ No

Penalties this reporting Year: Assessed $ 0 / Collected $ 0

CITY OF TEMPE
SIGNIFICANT INDUSTRIAL USER COMPLIANCE STATUS REPORT

NAME:	Aerospace Contacts LLC		REPORT PERIOD:	1/1/13 - 12/31/13	
SERVICE ADDRESS:	560 West Southern Avenue Tempe, AZ 85282		MAILING ADDRESS:	560 West Southern Avenue Tempe, AZ 85282	
CATEGORICAL USER?	YES	40CFR 433.17	LIMITS APPENDIX:	T-E	BMR SUBMITTED: 11/09/2010
TTO CERTIFICATION DATE SUBMITTED:	07/16/2013		PERMIT EFFECTIVE:	03/15/2013	PERMIT EXPIRES: 03/14/2017
SAMPLING LOCATION VERIFIED ON:	09/17/2013		RCRA NOTICE:	06/27/2013	
SLUG CONTROL PLAN EVALUATION DATE:	08/09/2013				

	1st Quarter (Jan 1 - Mar 31)	2nd Quarter (Apr 1 - Jun 30)	3rd Quarter (Jul 1 - Sep 30)	4th Quarter (Oct 1 - Dec 31)
Number of Inspections	0	1	1	0
Number of City Sampling Days	0	3	3	4
Number of IU Sampling Days	0	0	0	0
Number of Parameter Violations	0	5	13	1
Number of Inspection Violations	0	0	0	0
Number of Reporting Violations	0	0	0	0
Number of Permit Cond. Violations	0	0	0	0
Compliance Status	C	I	I	I
Evaluated as of:	3/31/13	6/30/13	9/30/13	12/31/13

COMPLIANCE CODES: C = Compliance I = Inconsistent Compliance S = Significant Noncompliance
If company is in I or S, then the following table applies:

Quarter	Type of Violation	Date of Violation	Sample Composite or Grab	Limit Federal or City	Monitoring City or IU	Parameter	Value / Limit mg/L	Number of Measurements per Quarter
2	Daily Limit	06/12/2013	Composite	City	City	Copper, Lead	4.5/1.5, 0.47/0.41	3/3
2	Monthly Avg.	06/2013	Calculated	Federal	City	Copper	2.07 / 2.2	3
2	Daily Limit	06/12/2013	Comp / Grab	Federal	City	TTO	37 / 2.13	3
2	Daily Limit	06/14/2013	Comp / Grab	Federal	City	TTO	7.2 / 2.13	3
2	Daily Limit	06/13/2013	Composite	Federal	City	Lead, Zinc	3.1 2.61, 3.5/2.61	3/3
3	Daily Limit	08/13/2013	Composite	Federal	City	Copper	12.0 / 3.38	3
3	Daily Limit	08/14/2013	Composite	Federal	City	Cu, Pb, Zn	10/3.38, 2.4/0.69,3.0/2.61	3/3/3
3	Daily Limit	08/15/2013	Composite	Federal	City	Cu, Pb, Zn	13/3.38, 4.9/0.69,5.3/2.61	3/3/3
3	Monthly Avg.	08/2013	Calculated	Federal	City	Cu, Pb, Zn	11.6/2.07,3.46/0.43, 3.98/1.48	3/3/3
3	Daily Limit	08/13/2013	Comp / Grab	Federal	City	TTO	5.92 / 2.13	3
4	Monthly Avg.	10/2013	Calculated	Federal	City	Pb	0.5 /0.43	4

	1st Quarter (Jan 1 - Mar 31)	2nd Quarter (Apr 1 - Jun 30)	3rd Quarter (Jul 1 - Sep 30)	4th Quarter (Oct 1 – Dec 31)
Enforcement Status	N	N	N	N

Enforcement Status Codes

A - Notice of Violation (NOV)
B - Administrative Order (AO)
C - Civil Action Filed
D - Criminal Action Filed
E - Consent Order
F - Assessment of Monetary Penalty
G - Restriction of Flow
H - Permit Revocation
I - Compliance Schedule Issued
J - Disconnection from Sewer
K - Published in Newspaper for Significant Non-Compliance (SNC) In Prior Reporting Year
L - Temporary Increase in IU Self Monitoring (TISM)
N - No Enforcement Action

ENFORCEMENT SUMMARY AND COMMENTS

Company Name: Aerospace Contacts LLC
Process Flow: 0.001 mgd

General Information and type of wastewater treatment

Aerospace Contacts LLC conducts a passivation process that is considered a coating operation which is one of the six primary metal finishing operations as defined in 40 CFR 433.10.

The categorical site shall be a batch tank after treatment located within the deburring room area. After installation of treatment unit, the description of exact sampling location will be updated.

First Quarter

Second Quarter

Aerospace Contacts exceeded the Local Limits for Copper and Lead during the month of June 2013. Aerospace Contacts exceeded the monthly limit for Copper and the daily limit for TTOs during the month of June 2013; these violations will be addressed in the following quarters.

Third Quarter

Aerospace Contacts exceeded the daily and monthly limits for Copper, Lead, Zinc and TTO values during the month of August 2013; this violation will be addressed in the following quarters.

Fourth Quarter

Aerospace Contacts exceeded the monthly limit for Lead during October 2013; this violation will be addressed in the following quarters.

To be published for this year in newspaper as a significant violator? _____ Yes __X__ No

Penalties this reporting Year: Assessed $ 0 / Collected $ 0

CITY OF TEMPE
SIGNIFICANT INDUSTRIAL USER COMPLIANCE STATUS REPORT

NAME:	All Pro Industrial, LLC		REPORT PERIOD:	1/1/13 - 12/31/13	
SERVICE ADDRESS:	1531 West 17th Street Tempe, AZ 85281		MAILING ADDRESS:	1531 West 17th Street Tempe, AZ 85281	
CATEGORICAL USER?	Yes	40CFR 433.17	LIMITS APPENDIX:	T-E	BMR SUBMITTED: 05/31/1992
TTO CERTIFICATION DATE SUBMITTED:	07/23/2012		PERMIT EFFECTIVE:	04/05/2010	PERMIT EXPIRES: 04/04/2014
SAMPLING LOCATION VERIFIED ON:	04/13/2013		RCRA NOTICE:	04/16/1993	
SLUG CONTROL PLAN EVALUATION DATE:	07/29/2010				

	1st Quarter (Jan 1 - Mar 31)	2nd Quarter (Apr 1 - Jun 30)	3rd Quarter (Jul 1 - Sep 30)	4th Quarter (Oct 1 - Dec 31)
Number of Inspections	1	1	1	0
Number of City Sampling Days	0	5	4	5
Number of IU Sampling Days	0	0	0	0
Number of Parameter Violations	0	0	0	0
Number of Inspection Violations	0	0	0	0
Number of Reporting Violations	0	0	0	0
Number of Permit Cond. Violations	0	0	0	0
Compliance Status	C	C	C	C
Evaluated as of:	3/31/13	6/30/13	9/30/13	12/31/13

COMPLIANCE CODES: C = Compliance I = Inconsistent Compliance S = Significant Noncompliance
If company is in I or S, then the following table applies:

Quarter	Type of Violation	Date of Violation	Sample Composite or Grab	Limit Federal or City	Monitoring City or IU	Parameter	Value / Limit	Number of Measurements per Quarter

	1st Quarter (Jan 1 - Mar 31)	2nd Quarter (Apr 1 - Jun 30)	3rd Quarter (Jul 1 - Sep 30)	4th Quarter (Oct 1 – Dec 31)
Enforcement Status	N	N	N	N

Enforcement Status Codes

A - Notice of Violation (NOV)
B - Administrative Order (AO)
C - Civil Action Filed
D - Criminal Action Filed
E - Consent Order
F - Assessment of Monetary Penalty
G - Restriction of Flow
H - Permit Revocation
I - Compliance Schedule Issued
J - Disconnection from Sewer
K - Published in Newspaper for Significant Non-Compliance (SNC) In Prior Reporting Year
L - Temporary Increase in IU Self Monitoring (TISM)
N - No Enforcement Action

ENFORCEMENT SUMMARY AND COMMENTS

Company Name: All Pro Industrial, LLC
Process Flow: 0.0744 mgd

General Information and type of wastewater treatment
This facility prepares metal parts by phosphating, prior to painting, and is regulated under 40 CFR 433. Procedures employed in metal preparation prior to phosphating eliminate the creation of sludge. Discharges from the process are dependent upon the workload of this facility. pH adjustment occurs prior to each batch discharge.
First Quarter
Second Quarter
Third Quarter
Fourth Quarter

To be published for this year in newspaper as a significant violator? _____ Yes __X__ No

Penalties this reporting Year: Assessed $ 0 / Collected $ 0

CITY OF TEMPE
SIGNIFICANT INDUSTRIAL USER COMPLIANCE STATUS REPORT

NAME:	APS		REPORT PERIOD:	1/1/13 - 12/31/13	
SERVICE ADDRESS:	1500 East University Drive Tempe, AZ 85281		MAILING ADDRESS:	P.O. Box 53933 STA 4118 Phoenix, AZ 85072-3933	
CATEGORICAL USER?	Yes	40CFR 423.16	LIMITS APPENDIX:	T-K	BMR SUBMITTED: 12/01/1985
TTO CERTIFICATION DATE SUBMITTED:	07/29/2013		PERMIT EFFECTIVE:	01/06/2014	PERMIT EXPIRES: 01/05/2018
SAMPLING LOCATION VERIFIED ON:	12/11/2013		RCRA NOTICE:	07/08/1995	
SLUG CONTROL PLAN EVALUATION DATE:	07/26/2012				

	1st Quarter (Jan 1 - Mar 31)	2nd Quarter (Apr 1 - Jun 30)	3rd Quarter (Jul 1 - Sep 30)	4th Quarter (Oct 1 - Dec 31)
Number of Inspections	1	0	0	1
Number of City Sampling Days	0	2	2	0
Number of IU Sampling Days	0	0	0	0
Number of Parameter Violations	0	0	0	0
Number of Inspection Violations	0	0	0	0
Number of Reporting Violations	0	0	0	0
Number of Permit Cond. Violations	0	0	0	0
Compliance Status	C	C	C	C
Evaluated as of:	3/31/13	6/30/13	9/30/13	12/31/13

COMPLIANCE CODES: C = Compliance I = Inconsistent Compliance S = Significant Noncompliance
If company is in I or S, then the following table applies:

Quarter	Type of Violation	Date of Violation	Sample Composite or Grab	Limit Federal or City	Monitoring City or IU	Parameter	Value / Limit	Number of Measurements per Quarter

	1st Quarter (Jan 1 - Mar 31)	2nd Quarter (Apr 1 - Jun 30)	3rd Quarter (Jul 1 - Sep 30)	4th Quarter (Oct 1 – Dec 31)
Enforcement Status	N	N	N	N

Enforcement Status Codes

A - Notice of Violation (NOV)
B - Administrative Order (AO)
C - Civil Action Filed
D - Criminal Action Filed
E - Consent Order
F - Assessment of Monetary Penalty
G - Restriction of Flow
H - Permit Revocation
I - Compliance Schedule Issued
J - Disconnection from Sewer
K - Published in Newspaper for Significant Non-Compliance (SNC) In Prior Reporting Year
L - Temporary Increase in IU Self Monitoring (TISM)
N - No Enforcement Action

ENFORCEMENT SUMMARY AND COMMENTS

Company Name: APS
Process Flow: 0.07734 mgd

General Information and type of wastewater treatment
This facility consists of two 115-megawatt oil/natural gas fired steam turbine electric generators; regulated as 40 CFR 423 (Steam Generating Station). The primary wastewater is the result of cooling tower blow downs. Arizona Public Service (A.P.S.) Company operates this facility on a seasonal basis.
First Quarter
Second Quarter
Third Quarter
Fourth Quarter

To be published for this year in newspaper as a significant violator? _____ Yes __X__ No

Penalties this reporting Year: Assessed $ 0 / Collected $ 0

CITY OF TEMPE
SIGNIFICANT INDUSTRIAL USER COMPLIANCE STATUS REPORT

NAME:	Arizona State University	REPORT PERIOD:	1/1/13 - 12/31/13
SERVICE ADDRESS:	1551 South Rural Rd Tempe, AZ 85281-6810	MAILING ADDRESS:	EH&S Department P.O. Box 876412 Tempe, AZ 85287-6412
CATEGORICAL USER?	No 40CFR USER	LIMITS APPENDIX:	T-A
BMR SUBMITTED:	05/31/1986		
TTO CERTIFICATION DATE SUBMITTED:	08/21/2013	PERMIT EFFECTIVE:	11/15/2009
PERMIT EXPIRES:	07/14/2014		
SAMPLING LOCATION VERIFIED ON:	12/17/2013	RCRA NOTICE:	04/29/1993
SLUG CONTROL PLAN EVALUATION DATE:	02/24/2012		

	1st Quarter (Jan 1 - Mar 31)	2nd Quarter (Apr 1 - Jun 30)	3rd Quarter (Jul 1 - Sep 30)	4th Quarter (Oct 1 - Dec 31)
Number of Inspections	0	0	0	1
Number of City Sampling Days	62	40	63	50
Number of IU Sampling Days	0	0	0	0
Number of Parameter Violations	0	0	0	0
Number of Inspection Violations	0	0	0	0
Number of Reporting Violations	0	0	0	0
Number of Permit Cond. Violations	0	0	0	0
Compliance Status	C	C	C	C
Evaluated as of:	3/31/13	6/30/13	9/30/13	12/31/13

COMPLIANCE CODES: C = Compliance I = Inconsistent Compliance S = Significant Noncompliance
If company is in I or S, then the following table applies:

Quarter	Type of Violation	Date of Violation	Sample Composite or Grab	Limit Federal or City	Monitoring City or IU	Parameter	Value / Limit	Number of Measurements per Quarter

	1st Quarter (Jan 1 - Mar 31)	2nd Quarter (Apr 1 - Jun 30)	3rd Quarter (Jul 1 - Sep 30)	4th Quarter (Oct 1 – Dec 31)
Enforcement Status	N	N	N	N

Enforcement Status Codes

A - Notice of Violation (NOV)
B - Administrative Order (AO)
C - Civil Action Filed
D - Criminal Action Filed
E - Consent Order
F - Assessment of Monetary Penalty
G - Restriction of Flow
H - Permit Revocation
I - Compliance Schedule Issued
J - Disconnection from Sewer
K - Published in Newspaper for Significant Non-Compliance (SNC) In Prior Reporting Year
L - Temporary Increase in IU Self Monitoring (TISM)
N - No Enforcement Action

ENFORCEMENT SUMMARY AND COMMENTS

Company Name: Arizona State University
Process Flow: 0 mgd

General Information and type of wastewater treatment

Regulated wastes are generated from several sources on this campus. Those sources are: Science Buildings, the Physical Plant, and the Fine Arts Building. These are being sampled by ASU. The private sewer system that connects with the City of Tempe collection system is sampled by Tempe. There are four sampling points that are outlined in its discharge permit.

The hazardous waste is lab packed and shipped off-site by a contracted waste hauler.

First Quarter

Second Quarter

Third Quarter

Fourth Quarter

The wastewater discharge permit was administratively extended from November 14, 2013, to July 14, 2014, in order for the City to upgrade primary and secondary flow monitoring equipment and to identify the methodology used in calculating the ASU wastewater charges.

To be published for this year in newspaper as a significant violator? _____ Yes __X__ No

Penalties this reporting Year: Assessed $ 0 / Collected $ 0

CITY OF TEMPE
SIGNIFICANT INDUSTRIAL USER COMPLIANCE STATUS REPORT

NAME:	Arizona State University Macro Technology Works		REPORT PERIOD:	1/1/13 - 12/31/13	
SERVICE ADDRESS:	7700 South River Parkway Tempe, AZ 85284		MAILING ADDRESS:	EH&S Department PO Box 876412 Tempe, AZ 85287-6412	
CATEGORICAL USER?	No	40CFR USER	LIMITS APPENDIX:	T-A	BMR SUBMITTED: 10/28/1996
TTO CERTIFICATION DATE SUBMITTED:	07/23/2012		PERMIT EFFECTIVE:	04/25/2013	PERMIT EXPIRES: 04/24/2017
SAMPLING LOCATION VERIFIED ON:	11/21/2013		RCRA NOTICE:	03/04/1997	
SLUG CONTROL PLAN EVALUATION DATE:	03/24/2009				

	1st Quarter (Jan 1 - Mar 31)	2nd Quarter (Apr 1 - Jun 30)	3rd Quarter (Jul 1 - Sep 30)	4th Quarter (Oct 1 - Dec 31)
Number of Inspections	0	0	0	1
Number of City Sampling Days	4	4	4	0
Number of IU Sampling Days	0	0	0	0
Number of Parameter Violations	0	0	0	0
Number of Inspection Violations	0	0	0	0
Number of Reporting Violations	0	0	0	0
Number of Permit Cond. Violations	0	0	0	0
Compliance Status	C	C	C	C
Evaluated as of:	3/31/13	6/30/13	9/30/13	12/31/13

COMPLIANCE CODES: C = Compliance I = Inconsistent Compliance S = Significant Noncompliance
If company is in I or S, then the following table applies:

Quarter	Type of Violation	Date of Violation	Sample Composite or Grab	Limit Federal or City	Monitoring City or IU	Parameter	Value / Limit	Number of Measurements per Quarter

	1st Quarter (Jan 1 - Mar 31)	2nd Quarter (Apr 1 - Jun 30)	3rd Quarter (Jul 1 - Sep 30)	4th Quarter (Oct 1 – Dec 31)
Enforcement Status	N	N	N	N

Enforcement Status Codes

A - Notice of Violation (NOV)
B - Administrative Order (AO)
C - Civil Action Filed
D - Criminal Action Filed
E - Consent Order
F - Assessment of Monetary Penalty
G - Restriction of Flow
H - Permit Revocation
I - Compliance Schedule Issued
J - Disconnection from Sewer
K - Published in Newspaper for Significant Non-Compliance (SNC) In Prior Reporting Year
L - Temporary Increase in IU Self Monitoring (TISM)
N - No Enforcement Action

ENFORCEMENT SUMMARY AND COMMENTS

Company Name: Arizona State University Macro Technology Works
Process Flow: 0.0522 mgd

General Information and type of wastewater treatment
The Arizona State University Research Lab is a research facility in partnership with the following firms: DuPont Displays, Kodak, Honeywell, General Dynamics, Raytheon, Universal Display Corp., Kent Displays, E Ink, FlexICs, Three-Five Systems, General Atomics, Optiva, ECD, Southwall, the U.S. Display Consortium, and AGI. The primary project to be developed is a small, portable information screen that soldiers could use on the battlefield. The 250,000-square foot facility includes about 43,500 square feet of clean rooms and wet and dry labs that the University will use to develop the technologies that will go into the project. A large treatment facility is available for the wastewater generated. At this time the primary discharge is from the production of RO reject water, which is neutralized prior to discharge. pH monitoring is taking place per the permit requirements. Discharge volumes are currently at an average of 57 gallons per minute.
First Quarter
Second Quarter
Third Quarter
Fourth Quarter

To be published for this year in newspaper as a significant violator? _____ Yes __X__ No

Penalties this reporting Year: Assessed $ 0 / Collected $ 0

CITY OF TEMPE
SIGNIFICANT INDUSTRIAL USER COMPLIANCE STATUS REPORT

NAME:	Coxreels, Inc	REPORT PERIOD:	1/1/13 - 12/31/13
SERVICE ADDRESS:	5865 South Ash Avenue Tempe, AZ 85283	MAILING ADDRESS:	5865 South Ash Avenue Tempe, AZ 85283
CATEGORICAL USER?	Yes 40CFR 433.17	LIMITS APPENDIX:	T-E
BMR SUBMITTED:	04/24/2012		
TTO CERTIFICATION DATE SUBMITTED:	08/14/2013	PERMIT EFFECTIVE:	10/15/2012
PERMIT EXPIRES:	10/14/2016		
SAMPLING LOCATION VERIFIED ON:	10/07/2013	RCRA NOTICE:	05/28/1993
SLUG CONTROL PLAN EVALUATION DATE:	07/09/2011		

	1st Quarter (Jan 1 - Mar 31)	2nd Quarter (Apr 1 - Jun 30)	3rd Quarter (Jul 1 - Sep 30)	4th Quarter (Oct 1 - Dec 31)
Number of Inspections	1	0	0	1
Number of City Sampling Days	4	6	6	5
Number of IU Sampling Days	0	0	0	0
Number of Parameter Violations	0	0	0	0
Number of Inspection Violations	0	0	0	0
Number of Reporting Violations	0	0	0	0
Number of Permit Cond. Violations	0	0	0	0
Compliance Status	C	C	C	C
Evaluated as of:	3/31/13	6/30/13	9/30/13	12/31/13

COMPLIANCE CODES: C = Compliance I = Inconsistent Compliance S = Significant Noncompliance
If company is in I or S, then the following table applies:

Quarter	Type of Violation	Date of Violation	Sample Composite or Grab	Limit Federal or City	Monitoring City or IU	Parameter	Value / Limit	Number of Measurements per Quarter

	1st Quarter (Jan 1 - Mar 31)	2nd Quarter (Apr 1 - Jun 30)	3rd Quarter (Jul 1 - Sep 30)	4th Quarter (Oct 1 – Dec 31)
Enforcement Status	N	N	N	N

Enforcement Status Codes

A - Notice of Violation (NOV)
B - Administrative Order (AO)
C - Civil Action Filed
D - Criminal Action Filed
E - Consent Order
F - Assessment of Monetary Penalty
G - Restriction of Flow
H - Permit Revocation
I - Compliance Schedule Issued
J - Disconnection from Sewer
K - Published in Newspaper for Significant Non-Compliance (SNC) In Prior Reporting Year
L - Temporary Increase in IU Self Monitoring (TISM)
N - No Enforcement Action

ENFORCEMENT SUMMARY AND COMMENTS

Company Name: Coxreels, Inc
Process Flow: 0.00216 mgd

General Information and type of wastewater treatment
Coxreels Inc. has a phosphating operation prior to powder coating sheet metal and is regulated under 40 CFR 433-Metal Finishing (PSNS). Pretreatment is pH neutralization prior to discharge along with a sump settling tank. There is also continuous pH monitoring of the effluent in the H-Flume prior to discharge. The spill plan from the Clementine Court facility remains in effect for the new facility. The RCRA Notice, issued for the old facility will be updated in 2014.
First Quarter
Second Quarter
Third Quarter
Fourth Quarter

To be published for this year in newspaper as a significant violator? _____ Yes __X__ No

Penalties this reporting Year: Assessed $ 0 / Collected $ 0

CITY OF TEMPE
SIGNIFICANT INDUSTRIAL USER COMPLIANCE STATUS REPORT

NAME:	Entrepix, Inc.		REPORT PERIOD:	1/1/13 - 12/31/13	
SERVICE ADDRESS:	2315 West Fairmont Drive Tempe, AZ 85282		MAILING ADDRESS:	2315 West Fairmont Drive Tempe, AZ 85282	
CATEGORICAL USER?	Yes	40CFR 469.18	LIMITS APPENDIX:	T-F	BMR SUBMITTED: 01/21/2004
TTO CERTIFICATION DATE SUBMITTED:	07/30/2012		PERMIT EFFECTIVE:	07/14/2011	PERMIT EXPIRES: 07/13/2015
SAMPLING LOCATION VERIFIED ON:	06/17/2013		RCRA NOTICE:	05/17/2004	
SLUG CONTROL PLAN EVALUATION DATE:	07/09/2008				

	1st Quarter (Jan 1 - Mar 31)	2nd Quarter (Apr 1 - Jun 30)	3rd Quarter (Jul 1 - Sep 30)	4th Quarter (Oct 1 - Dec 31)
Number of Inspections	0	2	0	0
Number of City Sampling Days	6	5	0	0
Number of IU Sampling Days	0	0	0	0
Number of Parameter Violations	0	0	0	0
Number of Inspection Violations	0	0	0	0
Number of Reporting Violations	0	0	0	0
Number of Permit Cond. Violations	0	0	0	0
Compliance Status	C	C	C	C
Evaluated as of:	3/31/13	6/30/13	9/30/13	12/31/13

COMPLIANCE CODES: C = Compliance I = Inconsistent Compliance S = Significant Noncompliance
If company is in I or S, then the following table applies:

Quarter	Type of Violation	Date of Violation	Sample Composite or Grab	Limit Federal or City	Monitoring City or IU	Parameter	Value / Limit	Number of Measurements per Quarter

	1st Quarter (Jan 1 - Mar 31)	2nd Quarter (Apr 1 - Jun 30)	3rd Quarter (Jul 1 - Sep 30)	4th Quarter (Oct 1 – Dec 31)
Enforcement Status	N	N	N	N

Enforcement Status Codes

A - Notice of Violation (NOV)
B - Administrative Order (AO)
C - Civil Action Filed
D - Criminal Action Filed
E - Consent Order
F - Assessment of Monetary Penalty
G - Restriction of Flow
H - Permit Revocation
I - Compliance Schedule Issued
J - Disconnection from Sewer
K - Published in Newspaper for Significant Non-Compliance (SNC) In Prior Reporting Year
L - Temporary Increase in IU Self Monitoring (TISM)
N - No Enforcement Action

ENFORCEMENT SUMMARY AND COMMENTS

Company Name: Entrepix, Inc.
Process Flow: 0.000001 mgd

General Information and type of wastewater treatment
Entrepix, Inc. is a semiconductor manufacturer as described under 40 CFR 469, Subpart A. Waste is sent to a neutralization tank where it is adjusted for pH.
First Quarter
Second Quarter
Closing Inspection was conducted on June 17, 2013. Facility is closed.
Third Quarter
Fourth Quarter

To be published for this year in newspaper as a significant violator? _____ Yes __X__ No

Penalties this reporting Year: Assessed $ 0 / Collected $ 0

CITY OF TEMPE
SIGNIFICANT INDUSTRIAL USER COMPLIANCE STATUS REPORT

NAME:	FlipChip International		REPORT PERIOD:	1/1/13 - 12/31/13	
SERVICE ADDRESS:	1914 West 3rd Street Tempe, AZ 85281		MAILING ADDRESS:	1914 West 3rd Street Tempe, AZ 85281	
CATEGORICAL USER?	Yes	40CFR 469.18	LIMITS APPENDIX:	T-F	BMR SUBMITTED: 04/30/2004
TTO CERTIFICATION DATE SUBMITTED:	07/19/2012		PERMIT EFFECTIVE:	09/15/2012	PERMIT EXPIRES: 09/14/2016
SAMPLING LOCATION VERIFIED ON:	07/17/2013		RCRA NOTICE:	01/27/2005	
SLUG CONTROL PLAN EVALUATION DATE:	02/09/2012				

	1st Quarter (Jan 1 - Mar 31)	2nd Quarter (Apr 1 - Jun 30)	3rd Quarter (Jul 1 - Sep 30)	4th Quarter (Oct 1 - Dec 31)
Number of Inspections	1	0	1	1
Number of City Sampling Days	0	0	4	0
Number of IU Sampling Days	0	0	0	0
Number of Parameter Violations	0	0	0	0
Number of Inspection Violations	0	0	0	0
Number of Reporting Violations	0	0	0	0
Number of Permit Cond. Violations	0	0	0	0
Compliance Status	C	C	C	C
Evaluated as of:	3/31/13	6/30/13	9/30/13	12/31/13

COMPLIANCE CODES: C = Compliance I = Inconsistent Compliance S = Significant Noncompliance
If company is in I or S, then the following table applies:

Quarter	Type of Violation	Date of Violation	Sample Composite or Grab	Limit Federal or City	Monitoring City or IU	Parameter	Value / Limit	Number of Measurements per Quarter

	1st Quarter (Jan 1 - Mar 31)	2nd Quarter (Apr 1 - Jun 30)	3rd Quarter (Jul 1 - Sep 30)	4th Quarter (Oct 1 – Dec 31)
Enforcement Status	N	N	N	N

Enforcement Status Codes

A - Notice of Violation (NOV)
B - Administrative Order (AO)
C - Civil Action Filed
D - Criminal Action Filed
E - Consent Order
F - Assessment of Monetary Penalty
G - Restriction of Flow
H - Permit Revocation
I - Compliance Schedule Issued
J - Disconnection from Sewer
K - Published in Newspaper for Significant Non-Compliance (SNC) In Prior Reporting Year
L - Temporary Increase in IU Self Monitoring (TISM)
N - No Enforcement Action

ENFORCEMENT SUMMARY AND COMMENTS

Company Name: FlipChip International
Process Flow: 0.01212 mgd

General Information and type of wastewater treatment
FlipChip International performs back grinding, dicing and die sorting of silicon wafers for the semiconductor industry. Once the solids settle out of the solution, the water flows through a carbon filter and is then discharged into the sanitary sewer system. The coagulation and filter treatment are done at the end of the back grinding and dicing processes. The remaining 25% of discharge is RO reject water. Sample point 5026.01 will receive all wastewater discharge generated and sample point 5026.02 will receive wastewater from all categorical process operations conducted at 1914 W. 3rd Street.
First Quarter
Second Quarter
Third Quarter
Fourth Quarter

To be published for this year in newspaper as a significant violator? _____ Yes __X__ No

Penalties this reporting Year: Assessed $ 0 / Collected $ 0

CITY OF TEMPE
SIGNIFICANT INDUSTRIAL USER COMPLIANCE STATUS REPORT

NAME:	Foresight Finishing LLC		REPORT PERIOD:	1/1/13 - 12/31/13	
SERVICE ADDRESS:	1102 West Geneva Drive Tempe, AZ 85282		MAILING ADDRESS:	1102 West Geneva Drive Tempe, AZ 85282	
CATEGORICAL USER?	Yes	40CFR 433.17	LIMITS APPENDIX:	T-E	BMR SUBMITTED: 11/29/2010
TTO CERTIFICATION DATE SUBMITTED:	07/16/213		PERMIT EFFECTIVE:	02/18/2011	PERMIT EXPIRES: 02/17/2015
SAMPLING LOCATION VERIFIED ON:	10/04/2012		RCRA NOTICE:	09/21/2011	
SLUG CONTROL PLAN EVALUATION DATE:	02/07/2012				

	1st Quarter (Jan 1 - Mar 31)	2nd Quarter (Apr 1 - Jun 30)	3rd Quarter (Jul 1 - Sep 30)	4th Quarter (Oct 1 - Dec 31)
Number of Inspections	0	1	0	1
Number of City Sampling Days	5	0	6	6
Number of IU Sampling Days	0	0	0	0
Number of Parameter Violations	0	0	0	0
Number of Inspection Violations	0	0	0	0
Number of Reporting Violations	0	0	0	0
Number of Permit Cond. Violations	0	0	0	0
Compliance Status	C	C	C	C
Evaluated as of:	3/31/13	6/30/13	9/30/13	12/31/13

COMPLIANCE CODES: C = Compliance I = Inconsistent Compliance S = Significant Noncompliance
If company is in I or S, then the following table applies:

Quarter	Type of Violation	Date of Violation	Sample Composite or Grab	Limit Federal or City	Monitoring City or IU	Parameter	Value / Limit	Number of Measurements per Quarter

	1st Quarter (Jan 1 - Mar 31)	2nd Quarter (Apr 1 - Jun 30)	3rd Quarter (Jul 1 - Sep 30)	4th Quarter (Oct 1 – Dec 31)
Enforcement Status	N	N	N	N

Enforcement Status Codes

A - Notice of Violation (NOV)
B - Administrative Order (AO)
C - Civil Action Filed
D - Criminal Action Filed
E - Consent Order
F - Assessment of Monetary Penalty
G - Restriction of Flow
H - Permit Revocation
I - Compliance Schedule Issued
J - Disconnection from Sewer
K - Published in Newspaper for Significant Non-Compliance (SNC) In Prior Reporting Year
L - Temporary Increase in IU Self Monitoring (TISM)
N - No Enforcement Action

ENFORCEMENT SUMMARY AND COMMENTS

Company Name: Foresight Finishing LLC
Process Flow: 0.000001 mgd

General Information and type of wastewater treatment
Foresight Finishing specializes in precious and non-precious metal plating. It will provide copper, nickel, and gold plating for the following industries: aerospace, defense, medical, electronic, major OEMS, and general job shop facilities. Foresight Finishing performs ion and cat ion filtration for it's Cyanide treatment. Metal bearing wastes are treated using a tandem of micron pre-filter, carbon absorption filter followed by a post-micron filter. All wastes are routed to segregated tanks marked either metal bearing or non-metal bearing waste; at this point the waste water goes through a final pH adjustment before discharge.
First Quarter
Second Quarter
Third Quarter
Fourth Quarter

To be published for this year in newspaper as a significant violator? _____ Yes __X__ No

Penalties this reporting Year: Assessed $ 0 / Collected $ 0

CITY OF TEMPE
SIGNIFICANT INDUSTRIAL USER COMPLIANCE STATUS REPORT

NAME:	Gorilla Industrial Coatings LLC	REPORT PERIOD:	1/1/13 - 12/31/13
SERVICE ADDRESS:	2605 South Industrial Park Avenue Tempe, AZ 85282	MAILING ADDRESS:	2605 South Industrial Park Avenue Tempe, AZ 85282
CATEGORICAL USER?	Yes	40CFR 433.17	
LIMITS APPENDIX:	T-E	BMR SUBMITTED:	10/21/2002
TTO CERTIFICATION DATE SUBMITTED:	02/11/2013	PERMIT EFFECTIVE:	01/18/2010
PERMIT EXPIRES:	01/17/2014		
SAMPLING LOCATION VERIFIED ON:	10/23/2013	RCRA NOTICE:	06/20/2003
SLUG CONTROL PLAN EVALUATION DATE:	01/27/2010		

	1st Quarter (Jan 1 - Mar 31)	2nd Quarter (Apr 1 - Jun 30)	3rd Quarter (Jul 1 - Sep 30)	4th Quarter (Oct 1 - Dec 31)
Number of Inspections	0	1	0	1
Number of City Sampling Days	5	0	4	6
Number of IU Sampling Days	0	0	0	0
Number of Parameter Violations	0	0	0	0
Number of Inspection Violations	0	0	0	0
Number of Reporting Violations	0	0	0	0
Number of Permit Cond. Violations	0	0	0	0
Compliance Status	C	C	C	C
Evaluated as of:	3/31/13	6/30/13	9/30/13	12/31/13

COMPLIANCE CODES: C = Compliance I = Inconsistent Compliance S = Significant Noncompliance
If company is in I or S, then the following table applies:

Quarter	Type of Violation	Date of Violation	Sample Composite or Grab	Limit Federal or City	Monitoring City or IU	Parameter	Value / Limit	Number of Measurements per Quarter

	1st Quarter (Jan 1 - Mar 31)	2nd Quarter (Apr 1 - Jun 30)	3rd Quarter (Jul 1 - Sep 30)	4th Quarter (Oct 1 – Dec 31)
Enforcement Status	N	N	N	N

Enforcement Status Codes

A - Notice of Violation (NOV)
B - Administrative Order (AO)
C - Civil Action Filed
D - Criminal Action Filed
E - Consent Order
F - Assessment of Monetary Penalty
G - Restriction of Flow
H - Permit Revocation
I - Compliance Schedule Issued
J - Disconnection from Sewer
K - Published in Newspaper for Significant Non-Compliance (SNC) In Prior Reporting Year
L - Temporary Increase in IU Self Monitoring (TISM)
N - No Enforcement Action

ENFORCEMENT SUMMARY AND COMMENTS

Company Name: Gorilla Industrial Coatings LLC
Process Flow: 0.003 mgd

General Information and type of wastewater treatment
Gorilla Industrial Coatings is a phosphater and powder coating operation of aluminum or steel. This is a metal finishing operation regulated under 40CFR 433-Metal Finishing Point Source Category, Subpart A-Metal Finishing, Subcategory 433.17-Pretreatment Standards for New Sources (PSNS). There is currently no pretreatment of process discharges at this facility. Overflow City water rinses are the only discharges entering the sanitary sewer.
First Quarter
Second Quarter
Third Quarter
Fourth Quarter

To be published for this year in newspaper as a significant violator? _____ Yes __X__ No

Penalties this reporting Year: Assessed $ 0 / Collected $ 0

CITY OF TEMPE
SIGNIFICANT INDUSTRIAL USER COMPLIANCE STATUS REPORT

NAME:	Group Manufacturing		REPORT PERIOD:	1/1/13 - 12/31/13	
SERVICE ADDRESS:	815 West Geneva Drive Tempe, AZ 85282		MAILING ADDRESS:	3201 South Hardy Drive Tempe, AZ 85282	
CATEGORICAL USER?	Yes	40CFR 433.17	LIMITS APPENDIX:	T-E	BMR SUBMITTED: 03/06/2007
TTO CERTIFICATION DATE SUBMITTED:	02/07/2013		PERMIT EFFECTIVE:	07/15/2011	PERMIT EXPIRES: 07/14/2015
SAMPLING LOCATION VERIFIED ON:	10/15/2013		RCRA NOTICE:	04/02/2008	
SLUG CONTROL PLAN EVALUATION DATE:	07/27/2010				

	1st Quarter (Jan 1 - Mar 31)	2nd Quarter (Apr 1 - Jun 30)	3rd Quarter (Jul 1 - Sep 30)	4th Quarter (Oct 1 - Dec 31)
Number of Inspections	0	1	0	1
Number of City Sampling Days	0	4	0	4
Number of IU Sampling Days	0	0	0	0
Number of Parameter Violations	0	0	0	0
Number of Inspection Violations	0	0	0	0
Number of Reporting Violations	0	0	0	0
Number of Permit Cond. Violations	0	0	0	0
Compliance Status	C	C	C	C
Evaluated as of:	3/31/13	6/30/13	9/30/13	12/31/13

COMPLIANCE CODES: C = Compliance I = Inconsistent Compliance S = Significant Noncompliance
If company is in I or S, then the following table applies:

Quarter	Type of Violation	Date of Violation	Sample Composite or Grab	Limit Federal or City	Monitoring City or IU	Parameter	Value / Limit	Number of Measurements per Quarter

	1st Quarter (Jan 1 - Mar 31)	2nd Quarter (Apr 1 - Jun 30)	3rd Quarter (Jul 1 - Sep 30)	4th Quarter (Oct 1 – Dec 31)
Enforcement Status	N	N	N	N

Enforcement Status Codes

A - Notice of Violation (NOV)
B - Administrative Order (AO)
C - Civil Action Filed
D - Criminal Action Filed
E - Consent Order
F - Assessment of Monetary Penalty
G - Restriction of Flow
H - Permit Revocation
I - Compliance Schedule Issued
J - Disconnection from Sewer
K - Published in Newspaper for Significant Non-Compliance (SNC) In Prior Reporting Year
L - Temporary Increase in IU Self Monitoring (TISM)
N - No Enforcement Action

ENFORCEMENT SUMMARY AND COMMENTS

Company Name: Group Manufacturing
Process Flow: 0.00505 mgd

General Information and type of wastewater treatment
Group Manufacturing performs chromating on base material, which is a coating process identified as one of the six metal finishing operations under 40 CFR 433.17 - Metal Finishing Point Source Category , Subpart A - Metal Finishing Subcategory (PSNS). The wastewater treatment consists of pH nuetralization.
First Quarter
Second Quarter
Third Quarter
Fourth Quarter

To be published for this year in newspaper as a significant violator? _____ Yes __X__ No

Penalties this reporting Year: Assessed $ 0 / Collected $ 0

CITY OF TEMPE
SIGNIFICANT INDUSTRIAL USER COMPLIANCE STATUS REPORT

NAME:	HEI Inc.		REPORT PERIOD:	1/1/13 - 12/31/13	
SERVICE ADDRESS:	610 South Rockford Drive Tempe, AZ 85281		MAILING ADDRESS:	610 South Rockford Drive Tempe, AZ 85281	
CATEGORICAL USER?	Yes	40CFR 433.17	LIMITS APPENDIX:	T-E	BMR SUBMITTED: 12/14/1999
TTO CERTIFICATION DATE SUBMITTED:	08/19/2013		PERMIT EFFECTIVE:	08/25/2010	PERMIT EXPIRES: 08/24/2014
SAMPLING LOCATION VERIFIED ON:	10/08/2013		RCRA NOTICE:	02/13/2001	
SLUG CONTROL PLAN EVALUATION DATE:	11/12/2010				

	1st Quarter (Jan 1 - Mar 31)	2nd Quarter (Apr 1 - Jun 30)	3rd Quarter (Jul 1 - Sep 30)	4th Quarter (Oct 1 - Dec 31)
Number of Inspections	0	1	0	1
Number of City Sampling Days	6	5	0	4
Number of IU Sampling Days	0	0	0	0
Number of Parameter Violations	0	0	0	0
Number of Inspection Violations	0	0	0	0
Number of Reporting Violations	0	0	0	0
Number of Permit Cond. Violations	0	0	0	0
Compliance Status	C	C	C	C
Evaluated as of:	3/31/13	6/30/13	9/30/13	12/31/13

COMPLIANCE CODES: C = Compliance I = Inconsistent Compliance S = Significant Noncompliance
If company is in I or S, then the following table applies:

Quarter	Type of Violation	Date of Violation	Sample Composite or Grab	Limit Federal or City	Monitoring City or IU	Parameter	Value / Limit	Number of Measurements per Quarter

	1st Quarter (Jan 1 - Mar 31)	2nd Quarter (Apr 1 - Jun 30)	3rd Quarter (Jul 1 - Sep 30)	4th Quarter (Oct 1 – Dec 31)
Enforcement Status	N	N	N	N

Enforcement Status Codes

A - Notice of Violation (NOV)
B - Administrative Order (AO)
C - Civil Action Filed
D - Criminal Action Filed
E - Consent Order
F - Assessment of Monetary Penalty
G - Restriction of Flow
H - Permit Revocation
I - Compliance Schedule Issued
J - Disconnection from Sewer
K - Published in Newspaper for Significant Non-Compliance (SNC) In Prior Reporting Year
L - Temporary Increase in IU Self Monitoring (TISM)
N - No Enforcement Action

ENFORCEMENT SUMMARY AND COMMENTS

Company Name: HEI Inc.
Process Flow: 0.051688 mgd

General Information and type of wastewater treatment
HEI is a manufacturer of printed circuit boards as described under 40 CFR 433. Pretreatment is by alkaline precipitation and filtration. Final effluent is pH corrected prior to discharge.
First Quarter
Second Quarter
Third Quarter
Fourth Quarter

To be published for this year in newspaper as a significant violator? _____ Yes __X__ No

Penalties this reporting Year: Assessed $ 0 / Collected $ 0

CITY OF TEMPE
SIGNIFICANT INDUSTRIAL USER COMPLIANCE STATUS REPORT

NAME:	Honeywell International, Inc.	REPORT PERIOD:	1/1/13 - 12/31/13
SERVICE ADDRESS:	1300 West Warner Road Tempe, AZ 85284-2822	MAILING ADDRESS:	1300 West Warner Road MS 1201-1M Tempe, AZ 85284-2200
CATEGORICAL USER?	Yes 40CFR 433.17	LIMITS APPENDIX:	T-E
BMR SUBMITTED:	10/26/1983		
TTO CERTIFICATION DATE SUBMITTED:	07/18/2012	PERMIT EFFECTIVE:	04/25/2011
PERMIT EXPIRES:	04/24/2015		
SAMPLING LOCATION VERIFIED ON:	11/21/2013	RCRA NOTICE:	04/15/1993
SLUG CONTROL PLAN EVALUATION DATE:	05/09/2011		

	1st Quarter (Jan 1 - Mar 31)	2nd Quarter (Apr 1 - Jun 30)	3rd Quarter (Jul 1 - Sep 30)	4th Quarter (Oct 1 - Dec 31)
Number of Inspections	0	0	0	1
Number of City Sampling Days	3	3	3	6
Number of IU Sampling Days	0	0	0	0
Number of Parameter Violations	0	0	0	0
Number of Inspection Violations	0	0	0	0
Number of Reporting Violations	0	0	0	0
Number of Permit Cond. Violations	0	0	0	0
Compliance Status	C	C	C	C
Evaluated as of:	3/31/13	6/30/13	9/30/13	12/31/13

COMPLIANCE CODES: C = Compliance I = Inconsistent Compliance S = Significant Noncompliance
If company is in I or S, then the following table applies:

Quarter	Type of Violation	Date of Violation	Sample Composite or Grab	Limit Federal or City	Monitoring City or IU	Parameter	Value / Limit	Number of Measurements per Quarter

	1st Quarter (Jan 1 - Mar 31)	2nd Quarter (Apr 1 - Jun 30)	3rd Quarter (Jul 1 - Sep 30)	4th Quarter (Oct 1 – Dec 31)
Enforcement Status	A,B,F	N	N	N

Enforcement Status Codes

A - Notice of Violation (NOV)
B - Administrative Order (AO)
C - Civil Action Filed
D - Criminal Action Filed
E - Consent Order
F - Assessment of Monetary Penalty
G - Restriction of Flow
H - Permit Revocation
I - Compliance Schedule Issued
J - Disconnection from Sewer
K - Published in Newspaper for Significant Non-Compliance (SNC) In Prior Reporting Year
L - Temporary Increase in IU Self Monitoring (TISM)
N - No Enforcement Action

ENFORCEMENT SUMMARY AND COMMENTS

Company Name: Honeywell International, Inc.
Process Flow: 0.022335 mgd

General Information and type of wastewater treatment
Honeywell is a manufacturer of fluid controls, actuation, power transfer, and aerospace system components. The metal finishing of these products is regulated under 40 CFR 433.17. Pretreatment includes metal precipitation, cyanide oxidization, chromium (+6) reduction, and pH adjustment.
First Quarter
On January 24, 2013, an NOV/AO was issued to Honeywell for Chromium and Nickel violations in September, 2012. A fine of $665 was paid on February 18, 2013.
Second Quarter
Third Quarter
Fourth Quarter

To be published for this year in newspaper as a significant violator? _____ Yes __X__ No

Penalties this reporting Year: Assessed $ 665.00 / Collected $ 665.00

CITY OF TEMPE
SIGNIFICANT INDUSTRIAL USER COMPLIANCE STATUS REPORT

NAME:	L-3 Communications Corporation ETO		REPORT PERIOD:	1/1/13 - 12/31/13	
SERVICE ADDRESS:	1215 South 52nd Street Tempe, AZ 85281		MAILING ADDRESS:	1215 South 52nd Street Tempe, AZ 85281	
CATEGORICAL USER?	Yes	40CFR 433.15	LIMITS APPENDIX:	T-E	BMR SUBMITTED: 07/03/1984
TTO CERTIFICATION DATE SUBMITTED:	03/18/2013		PERMIT EFFECTIVE:	05/20/2011	PERMIT EXPIRES: 05/19/2015
SAMPLING LOCATION VERIFIED ON:	10/21/2013		RCRA NOTICE:	12/18/1998	
SLUG CONTROL PLAN EVALUATION DATE:	02/12/2012				

	1st Quarter (Jan 1 - Mar 31)	2nd Quarter (Apr 1 - Jun 30)	3rd Quarter (Jul 1 - Sep 30)	4th Quarter (Oct 1 - Dec 31)
Number of Inspections	0	0	1	1
Number of City Sampling Days	6	4	9	5
Number of IU Sampling Days	0	0	0	0
Number of Parameter Violations	0	0	3	1
Number of Inspection Violations	0	0	0	0
Number of Reporting Violations	0	0	0	0
Number of Permit Cond. Violations	0	0	0	0
Compliance Status	C	C	I	I
Evaluated as of:	3/31/13	6/30/13	9/30/13	12/31/13

COMPLIANCE CODES: C = Compliance I = Inconsistent Compliance S = Significant Noncompliance
If company is in I or S, then the following table applies:

Quarter	Type of Violation	Date of Violation	Sample Composite or Grab	Limit Federal or City	Monitoring City or IU	Parameter	Value / Limit	Number of Measurements per Quarter
4/2012	Instantaneous	12/2012	N/A	City	IU	pH	<5.0 or >10.5 S.U..	Continuous
3	Instantaneous	09/2013	N/A	City	IU	pH	<5.0 or >10.5 S.U..	Continuous
3	Daily Limit	09/19/2013	Composite	Federal	City	Lead	1.4 / 0.69 mg/L	3
3	Daily Limit	09/19/2013	Composite	City	City	Lead	1.4 / 0.41 mg/L	3
4	Daily Limit	10/189/2013	Composite	City	City	Lead	0.42 / 0.41 mg/L	3

	1st Quarter (Jan 1 - Mar 31)	2nd Quarter (Apr 1 - Jun 30)	3rd Quarter (Jul 1 - Sep 30)	4th Quarter (Oct 1 – Dec 31)
Enforcement Status	A	A, B, F	N	A, B

Enforcement Status Codes

A - Notice of Violation (NOV)
B - Administrative Order (AO)
C - Civil Action Filed
D - Criminal Action Filed
E - Consent Order
F - Assessment of Monetary Penalty
G - Restriction of Flow
H - Permit Revocation
I - Compliance Schedule Issued
J - Disconnection from Sewer
K - Published in Newspaper for Significant Non-Compliance (SNC) In Prior Reporting Year
L - Temporary Increase in IU Self Monitoring (TISM)
N - No Enforcement Action

ENFORCEMENT SUMMARY AND COMMENTS

Company Name: L-3 Communications Corporation ETO
Process Flow: 0.116 mgd

General Information and type of wastewater treatment

L-3 Communications Company is a manufacturer of opto electronic crystals and infrared devices used in the production of military hardware. The operations are regulated under 40 CFR 433.15.

This wastewater treatment system collects rinses from various process areas located within the facility. This treatment system is divided into two separate components. The first component consists of a neutralization system for the treatment of acids and alkali rinses (no metals). The second component is the ProChemTech metals removal system. All industrial wastewater is plumbed into the system and segregated into metals bearing and non-metals bearing waste streams.

First Quarter

Second Quarter

L3 Communications was issued an NOV/AO for pH violations that occurred at the North site in December 2012. A fine was assessed in the amount of $622.43.

Third Quarter

L3 Communications exceeded the pH limits which occurred at the North site during September 2013. This violation will be addressed in the fourth quarter.

Fourth Quarter

L3 Communications has been issued an NOV/AO for pH violations that occurred at the North site during September 2013; no monetary penalties were accessed.

L3 exceeded the local and categoricl limit for Lead on September 19, 2013, and exceeded the local limit for Lead on October 18,2013. These violations will be addresed in the first quarter on 2014.

To be published for this year in newspaper as a significant violator? _____ Yes __X__ No

Penalties this reporting Year: Assessed $ 622.43 / Collected $ 622.43

CITY OF TEMPE
SIGNIFICANT INDUSTRIAL USER COMPLIANCE STATUS REPORT

NAME:	Lawrence Semiconductor Research Laboratory Inc	REPORT PERIOD:	1/1/13 - 12/31/13
SERVICE ADDRESS:	2300 West Huntington Drive Tempe, AZ 85282	MAILING ADDRESS:	2300 West Huntington Drive Tempe, AZ 85282
CATEGORICAL USER?	Yes 40CFR 469.18	LIMITS APPENDIX:	T-F
BMR SUBMITTED:	09/15/1992		
TTO CERTIFICATION DATE SUBMITTED:	02/26/2013	PERMIT EFFECTIVE:	04/01/2010
PERMIT EXPIRES:	03/31/2014		
SAMPLING LOCATION VERIFIED ON:	10/24/2013	RCRA NOTICE:	04/15/1994
SLUG CONTROL PLAN EVALUATION DATE:	12/10/2010		

	1st Quarter (Jan 1 - Mar 31)	2nd Quarter (Apr 1 - Jun 30)	3rd Quarter (Jul 1 - Sep 30)	4th Quarter (Oct 1 - Dec 31)
Number of Inspections	1	0	0	1
Number of City Sampling Days	4	4	0	6
Number of IU Sampling Days	0	0	0	0
Number of Parameter Violations	0	0	0	0
Number of Inspection Violations	0	0	0	0
Number of Reporting Violations	0	0	0	0
Number of Permit Cond. Violations	0	0	0	0
Compliance Status	C	C	C	C
Evaluated as of:	3/31/13	6/30/13	9/30/13	12/31/13

COMPLIANCE CODES: C = Compliance I = Inconsistent Compliance S = Significant Noncompliance
If company is in I or S, then the following table applies:

Quarter	Type of Violation	Date of Violation	Sample Composite or Grab	Limit Federal or City	Monitoring City or IU	Parameter	Value / Limit	Number of Measurements per Quarter

	1st Quarter (Jan 1 - Mar 31)	2nd Quarter (Apr 1 - Jun 30)	3rd Quarter (Jul 1 - Sep 30)	4th Quarter (Oct 1 – Dec 31)
Enforcement Status	N	N	N	N

Enforcement Status Codes

A - Notice of Violation (NOV)
B - Administrative Order (AO)
C - Civil Action Filed
D - Criminal Action Filed
E - Consent Order
F - Assessment of Monetary Penalty
G - Restriction of Flow
H - Permit Revocation
I - Compliance Schedule Issued
J - Disconnection from Sewer
K - Published in Newspaper for Significant Non-Compliance (SNC) In Prior Reporting Year
L - Temporary Increase in IU Self Monitoring (TISM)
N - No Enforcement Action

ENFORCEMENT SUMMARY AND COMMENTS

Company Name: Lawrence Semiconductor Research Laboratory Inc
Process Flow: 0.0293 mgd

General Information and type of wastewater treatment
Lawrence Semiconductor is a manufacturer of semiconductors dealing with vapor deposition equipment as described under 40 CFR 469 A. Pretreatment consists of the addition of sodium hydroxide to the reaction chambers on a continuous basis for pH adjustment. Hydrofluoric acid, used in the pre-cleaning process of the wafers, is neutralized with ammonium hydroxide prior to discharge.
First Quarter
Second Quarter
Third Quarter
Fourth Quarter

To be published for this year in newspaper as a significant violator? _____ Yes __X__ No

Penalties this reporting Year: Assessed $ 0 / Collected $ 0

CITY OF TEMPE
SIGNIFICANT INDUSTRIAL USER COMPLIANCE STATUS REPORT

NAME:	Medtronic Microelectrics Center	REPORT PERIOD:	1/1/13 - 12/31/13
SERVICE ADDRESS:	2343 West Medtronic Way Tempe, AZ 85281	MAILING ADDRESS:	2343 West Medtronic Way Tempe, AZ 85281
CATEGORICAL USER?	Yes 40CFR 469.16	LIMITS APPENDIX:	T-F
BMR SUBMITTED:	04/28/1989		
TTO CERTIFICATION DATE SUBMITTED:	03/25/2013	PERMIT EFFECTIVE:	09/20/2010
PERMIT EXPIRES:	09/19/2014		
SAMPLING LOCATION VERIFIED ON:	11/26/2013	RCRA NOTICE:	04/22/1993
SLUG CONTROL PLAN EVALUATION DATE:	10/22/2010		

	1st Quarter (Jan 1 - Mar 31)	2nd Quarter (Apr 1 - Jun 30)	3rd Quarter (Jul 1 - Sep 30)	4th Quarter (Oct 1 - Dec 31)
Number of Inspections	0	1	0	1
Number of City Sampling Days	10	12	9	0
Number of IU Sampling Days	0	0	0	0
Number of Parameter Violations	0	0	0	0
Number of Inspection Violations	0	0	0	0
Number of Reporting Violations	0	0	0	0
Number of Permit Cond. Violations	0	0	0	0
Compliance Status	C	C	C	C
Evaluated as of:	3/31/13	6/30/13	9/30/13	12/31/13

COMPLIANCE CODES: C = Compliance I = Inconsistent Compliance S = Significant Noncompliance
If company is in I or S, then the following table applies:

Quarter	Type of Violation	Date of Violation	Sample Composite or Grab	Limit Federal or City	Monitoring City or IU	Parameter	Value / Limit	Number of Measurements per Quarter

	1st Quarter (Jan 1 - Mar 31)	2nd Quarter (Apr 1 - Jun 30)	3rd Quarter (Jul 1 - Sep 30)	4th Quarter (Oct 1 – Dec 31)
Enforcement Status	N	N	N	N

Enforcement Status Codes

A - Notice of Violation (NOV)
B - Administrative Order (AO)
C - Civil Action Filed
D - Criminal Action Filed
E - Consent Order
F - Assessment of Monetary Penalty
G - Restriction of Flow
H - Permit Revocation
I - Compliance Schedule Issued
J - Disconnection from Sewer
K - Published in Newspaper for Significant Non-Compliance (SNC) In Prior Reporting Year
L - Temporary Increase in IU Self Monitoring (TISM)
N - No Enforcement Action

ENFORCEMENT SUMMARY AND COMMENTS

Company Name: Medtronic Microelectrics Center
Process Flow: 0.0744 mgd

General Information and type of wastewater treatment
This facility does precious metal electroplating regulated under 40 CFR 433.17. Internal self-monitoring is performed on a daily basis. The pretreatment process includes metal precipitation, filtration, and continuous pH neutralization.
First Quarter
Second Quarter
Third Quarter
Fourth Quarter

To be published for this year in newspaper as a significant violator? _____ Yes __X__ No

Penalties this reporting Year: Assessed $ 0 / Collected $ 0

CITY OF TEMPE
SIGNIFICANT INDUSTRIAL USER COMPLIANCE STATUS REPORT

NAME:	Microchip Technology Inc.	REPORT PERIOD:	1/1/13 - 12/31/13
SERVICE ADDRESS:	1200 South 52nd Street Tempe, AZ 85281	MAILING ADDRESS:	1200 South 52nd Street Tempe, AZ 85281
CATEGORICAL USER?	Yes 40CFR 469.18	LIMITS APPENDIX:	T-F
BMR SUBMITTED:	03/28/1994		
TTO CERTIFICATION DATE SUBMITTED:	07/17/2012	PERMIT EFFECTIVE:	03/05/2013
PERMIT EXPIRES:	03/04/2017		
SAMPLING LOCATION VERIFIED ON:	12/05/2013	RCRA NOTICE:	03/28/1994
SLUG CONTROL PLAN EVALUATION DATE:	03/27/2013		

	1st Quarter (Jan 1 - Mar 31)	2nd Quarter (Apr 1 - Jun 30)	3rd Quarter (Jul 1 - Sep 30)	4th Quarter (Oct 1 - Dec 31)
Number of Inspections	0	1	0	1
Number of City Sampling Days	5	4	0	4
Number of IU Sampling Days	0	0	0	0
Number of Parameter Violations	1	0	0	0
Number of Inspection Violations	0	0	0	0
Number of Reporting Violations	0	0	0	0
Number of Permit Cond. Violations	0	0	0	0
Compliance Status	I	C	C	C
Evaluated as of:	3/31/13	6/30/13	9/30/13	12/31/13

COMPLIANCE CODES: C = Compliance I = Inconsistent Compliance S = Significant Noncompliance
If company is in I or S, then the following table applies:

Quarter	Type of Violation	Date of Violation	Sample Composite or Grab	Limit Federal or City	Monitoring City or IU	Parameter	Value / Limit	Number of Measurements per Quarter
1	Instantaneous	01/2013	N/A	City	IU	pH	<5.0 or >10.5 S.U..	Continuous

	1st Quarter (Jan 1 - Mar 31)	2nd Quarter (Apr 1 - Jun 30)	3rd Quarter (Jul 1 - Sep 30)	4th Quarter (Oct 1 – Dec 31)
Enforcement Status	N	A,B	N	N

Enforcement Status Codes

A - Notice of Violation (NOV)
B - Administrative Order (AO)
C - Civil Action Filed
D - Criminal Action Filed
E - Consent Order
F - Assessment of Monetary Penalty
G - Restriction of Flow
H - Permit Revocation
I - Compliance Schedule Issued
J - Disconnection from Sewer
K - Published in Newspaper for Significant Non-Compliance (SNC) In Prior Reporting Year
L - Temporary Increase in IU Self Monitoring (TISM)
N - No Enforcement Action

ENFORCEMENT SUMMARY AND COMMENTS

Company Name: Microchip Technology Inc.
Process Flow: 0.563261 mgd

General Information and type of wastewater treatment
Microchip manufactures semiconductor devices. The silicon wafers are processed such that a die is created in a repeated pattern on the wafer. Layers are built up by oxidation of the substrate and deposition of thin films of microchips. Photolithography selectively masks these films that are subsequently etched away. The areas of each die are selectively ion implanted to alter the electrical nature of the silicon wafer. Pretreatment consists of pH neutralization, using either sulfuric acid or sodium hydroxide.
First Quarter
Microchip exceeded the pH limits during Januray 2013. This violation will be addressed in the second quarter 2013.
Second Quarter
On April 23, 2013, Microchip was issued an NOV/AO with point assessment for exceeding the pH limits during Januray 2013, no monetary penalties were accessed.
Third Quarter
Fourth Quarter

To be published for this year in newspaper as a significant violator? _____ Yes __X__ No

Penalties this reporting Year: Assessed $ 0 / Collected $ 0

CITY OF TEMPE
SIGNIFICANT INDUSTRIAL USER COMPLIANCE STATUS REPORT

NAME:	Pan Jit Americas , Inc.	REPORT PERIOD:	1/1/13 - 12/31/13
SERVICE ADDRESS:	2502 West Huntington Drive Tempe, AZ 85282	MAILING ADDRESS:	2502 West Huntington Drive Tempe, AZ 85282
CATEGORICAL USER?	Yes 40CFR 469.18	LIMITS APPENDIX:	T-F
BMR SUBMITTED:	02/04/1994		
TTO CERTIFICATION DATE SUBMITTED:	02/21/2013	PERMIT EFFECTIVE:	11/01/2010
PERMIT EXPIRES:	10/31/2014		
SAMPLING LOCATION VERIFIED ON:	11/07/2013	RCRA NOTICE:	01/08/1994
SLUG CONTROL PLAN EVALUATION DATE:	05/01/2011		

	1st Quarter (Jan 1 - Mar 31)	2nd Quarter (Apr 1 - Jun 30)	3rd Quarter (Jul 1 - Sep 30)	4th Quarter (Oct 1 - Dec 31)
Number of Inspections	0	0	1	1
Number of City Sampling Days	6	7	0	4
Number of IU Sampling Days	0	0	0	0
Number of Parameter Violations	1	1	0	0
Number of Inspection Violations	0	0	0	0
Number of Reporting Violations	0	0	0	0
Number of Permit Cond. Violations	0	0	0	0
Compliance Status	I	I	C	C
Evaluated as of:	3/31/13	6/30/13	9/30/13	12/31/13

COMPLIANCE CODES: C = Compliance I = Inconsistent Compliance S = Significant Noncompliance
If company is in I or S, then the following table applies:

Quarter	Type of Violation	Date of Violation	Sample Composite or Grab	Limit Federal or City	Monitoring City or IU	Parameter	Value / Limit	Number of Measurements per Quarter
1	Instantaneous	03/2013	N/A	City	IU	pH	<5.0 or >10.5 S.U..	Continuous
2	Instantaneous	05/2013	N/A	City	IU	pH	<5.0 or >10.5 S.U..	Continuous

	1st Quarter (Jan 1 - Mar 31)	2nd Quarter (Apr 1 - Jun 30)	3rd Quarter (Jul 1 - Sep 30)	4th Quarter (Oct 1 – Dec 31)
Enforcement Status	N	N	A,B,F	N

Enforcement Status Codes

A - Notice of Violation (NOV)
B - Administrative Order (AO)
C - Civil Action Filed
D - Criminal Action Filed
E - Consent Order
F - Assessment of Monetary Penalty
G - Restriction of Flow
H - Permit Revocation
I - Compliance Schedule Issued
J - Disconnection from Sewer
K - Published in Newspaper for Significant Non-Compliance (SNC) In Prior Reporting Year
L - Temporary Increase in IU Self Monitoring (TISM)
N - No Enforcement Action

ENFORCEMENT SUMMARY AND COMMENTS

Company Name: Pan Jit Americas , Inc.
Process Flow: 0.043 mgd

General Information and type of wastewater treatment

The facility manufactures integrated circuit semiconductors.

Pretreatment consists of a four-stage neutralization system using magnesium hydroxide and sulfuric acid for pH adjustment. Pan Jit installed a second, back-up, pH neutalization system.

First Quarter

PanJit Americas exceeded the pH limits which occurred in March 2013. Violation will be addressed in the following quarters.

Second Quarter

PanJit Americas exceeded the pH limits which occurred during the month of May 2013; this violation will be addressed in the following quarter.

Third Quarter

On August 15, 2013, PanJit Americas was issued an NOV/AO for exceeding the pH limit that occurred during March 2013; no monetary penalties were assessed.

On August 19, 2013, PanJit Americas was issued an NOV/AO with Monetary Penalties for exceeding the pH limit that occurred during May 2013, in the amount of $3,750.00.

Fourth Quarter

To be published for this year in newspaper as a significant violator? _____ Yes __X__ No

Penalties this reporting Year: Assessed $ 3750.00 / Collected $ 3750.00

CITY OF TEMPE
SIGNIFICANT INDUSTRIAL USER COMPLIANCE STATUS REPORT

NAME:	Phoenix Coca-Cola Bottling Co	REPORT PERIOD:	1/1/13 - 12/31/13
SERVICE ADDRESS:	1850 West Elliot Road Tempe, AZ 85284	MAILING ADDRESS:	P.O. Box 20008 Phoenix, AZ 85036 - 008
CATEGORICAL USER?	No	40CFR USER	
LIMITS APPENDIX:	T-A	BMR SUBMITTED:	07/27/1982
TTO CERTIFICATION DATE SUBMITTED:	08/22/2013	PERMIT EFFECTIVE:	09/15/2012
PERMIT EXPIRES:	09/14/2016		
SAMPLING LOCATION VERIFIED ON:	10/29/2013	RCRA NOTICE:	05/10/1993
SLUG CONTROL PLAN EVALUATION DATE:	12/18/2012		

	1st Quarter (Jan 1 - Mar 31)	2nd Quarter (Apr 1 - Jun 30)	3rd Quarter (Jul 1 - Sep 30)	4th Quarter (Oct 1 - Dec 31)
Number of Inspections	1	0	0	1
Number of City Sampling Days	2	0	3	0
Number of IU Sampling Days	0	0	0	0
Number of Parameter Violations	0	0	0	0
Number of Inspection Violations	0	0	0	0
Number of Reporting Violations	0	0	0	0
Number of Permit Cond. Violations	0	0	0	0
Compliance Status	C	C	C	C
Evaluated as of:	3/31/13	6/30/13	9/30/13	12/31/13

COMPLIANCE CODES: C = Compliance I = Inconsistent Compliance S = Significant Noncompliance
If company is in I or S, then the following table applies:

Quarter	Type of Violation	Date of Violation	Sample Composite or Grab	Limit Federal or City	Monitoring City or IU	Parameter	Value / Limit	Number of Measurements per Quarter

	1st Quarter (Jan 1 - Mar 31)	2nd Quarter (Apr 1 - Jun 30)	3rd Quarter (Jul 1 - Sep 30)	4th Quarter (Oct 1 – Dec 31)
Enforcement Status	N	N	N	N

Enforcement Status Codes

A - Notice of Violation (NOV)
B - Administrative Order (AO)
C - Civil Action Filed
D - Criminal Action Filed
E - Consent Order
F - Assessment of Monetary Penalty
G - Restriction of Flow
H - Permit Revocation
I - Compliance Schedule Issued
J - Disconnection from Sewer
K - Published in Newspaper for Significant Non-Compliance (SNC) In Prior Reporting Year
L - Temporary Increase in IU Self Monitoring (TISM)
N - No Enforcement Action

ENFORCEMENT SUMMARY AND COMMENTS

Company Name: Phoenix Coca-Cola Bottling Co
Process Flow: 0.59775 mgd

General Information and type of wastewater treatment
Phoenix Coca-Cola Bottling Company is a soft drink manufacturer. The pretreatment process includes pH neutralization using carbon dioxide, flow monitoring, on line pH monitoring/recording, and an oil and grease interceptor prior to entering the sewer system.
First Quarter
Second Quarter
Third Quarter
Fourth Quarter

To be published for this year in newspaper as a significant violator? _____ Yes __X__ No

Penalties this reporting Year: Assessed $ 0 / Collected $ 0

CITY OF TEMPE
SIGNIFICANT INDUSTRIAL USER COMPLIANCE STATUS REPORT

NAME:	Photo Design Of Arizona	REPORT PERIOD:	1/1/13 - 12/31/13
SERVICE ADDRESS:	3105 South Potter Drive Tempe, AZ 85282	MAILING ADDRESS:	3105 South Potter Drive Tempe, AZ 85282
CATEGORICAL USER?	Yes 40CFR 433.17	LIMITS APPENDIX:	T-E
BMR SUBMITTED:	10/27/1994		
TTO CERTIFICATION DATE SUBMITTED:	07/20/2012	PERMIT EFFECTIVE:	08/25/2012
PERMIT EXPIRES:	08/24/2016		
SAMPLING LOCATION VERIFIED ON:	04/23/2013	RCRA NOTICE:	06/15/1993
SLUG CONTROL PLAN EVALUATION DATE:	02/27/2008		

	1st Quarter (Jan 1 - Mar 31)	2nd Quarter (Apr 1 - Jun 30)	3rd Quarter (Jul 1 - Sep 30)	4th Quarter (Oct 1 - Dec 31)
Number of Inspections	1	0	0	1
Number of City Sampling Days	0	4	5	4
Number of IU Sampling Days	0	0	0	0
Number of Parameter Violations	0	0	0	0
Number of Inspection Violations	0	0	0	0
Number of Reporting Violations	0	0	0	0
Number of Permit Cond. Violations	0	0	0	0
Compliance Status	C	C	C	C
Evaluated as of:	3/31/13	6/30/13	9/30/13	12/31/13

COMPLIANCE CODES: C = Compliance I = Inconsistent Compliance S = Significant Noncompliance
If company is in I or S, then the following table applies:

Quarter	Type of Violation	Date of Violation	Sample Composite or Grab	Limit Federal or City	Monitoring City or IU	Parameter	Value / Limit	Number of Measurements per Quarter

	1st Quarter (Jan 1 - Mar 31)	2nd Quarter (Apr 1 - Jun 30)	3rd Quarter (Jul 1 - Sep 30)	4th Quarter (Oct 1 – Dec 31)
Enforcement Status	N	N	N	N

Enforcement Status Codes

A - Notice of Violation (NOV)
B - Administrative Order (AO)
C - Civil Action Filed
D - Criminal Action Filed
E - Consent Order
F - Assessment of Monetary Penalty
G - Restriction of Flow
H - Permit Revocation
I - Compliance Schedule Issued
J - Disconnection from Sewer
K - Published in Newspaper for Significant Non-Compliance (SNC) In Prior Reporting Year
L - Temporary Increase in IU Self Monitoring (TISM)
N - No Enforcement Action

ENFORCEMENT SUMMARY AND COMMENTS

Company Name: Photo Design Of Arizona
Process Flow: 0.000882 mgd

General Information and type of wastewater treatment

Photo Design of Arizona does reprographic service which consists of processing film for electronic companies. With the exception of the stripper rinse, microtronics cleaning, pumice scrub, and developer, all other operations are discharged to the evaporation system which is a zero discharge to the POTW.

The pretreatment consists of electrolytic and polishing columns. Flows through the stripper rinse, microtronics cleaning, pumice scrub, and developer, can be discharged to the POTW via a 300-gallon batch tank. Photo Design is required to analyze and document all batch discharges.

First Quarter

Second Quarter

Third Quarter

Fourth Quarter

The spill plan will be updated in the first quarter of 2014.

To be published for this year in newspaper as a significant violator? _____ Yes __X__ No

Penalties this reporting Year: Assessed $ 0 / Collected $ 0

CITY OF TEMPE
SIGNIFICANT INDUSTRIAL USER COMPLIANCE STATUS REPORT

NAME:	Precision Die & Stamping		REPORT PERIOD:	1/1/13 - 12/31/13	
SERVICE ADDRESS:	1704 West 10th Street Tempe, AZ 85281		MAILING ADDRESS:	1704 West 10th Street Tempe, AZ 85281	
CATEGORICAL USER?	Yes	40CFR 433.17	LIMITS APPENDIX:	T-E	BMR SUBMITTED: 03/24/1995
TTO CERTIFICATION DATE SUBMITTED:	08/15/2013		PERMIT EFFECTIVE:	01/25/2010	PERMIT EXPIRES: 01/24/2014
SAMPLING LOCATION VERIFIED ON:	12/05/2013		RCRA NOTICE:	09/18/1995	
SLUG CONTROL PLAN EVALUATION DATE:	09/01/2011				

	1st Quarter (Jan 1 - Mar 31)	2nd Quarter (Apr 1 - Jun 30)	3rd Quarter (Jul 1 - Sep 30)	4th Quarter (Oct 1 - Dec 31)
Number of Inspections	0	1	0	1
Number of City Sampling Days	4	7	0	7
Number of IU Sampling Days	0	0	0	0
Number of Parameter Violations	0	0	0	0
Number of Inspection Violations	0	0	0	0
Number of Reporting Violations	0	0	0	0
Number of Permit Cond. Violations	0	0	0	0
Compliance Status	C	C	C	C
Evaluated as of:	3/31/13	6/30/13	9/30/13	12/31/13

COMPLIANCE CODES: C = Compliance I = Inconsistent Compliance S = Significant Noncompliance
If company is in I or S, then the following table applies:

Quarter	Type of Violation	Date of Violation	Sample Composite or Grab	Limit Federal or City	Monitoring City or IU	Parameter	Value / Limit	Number of Measurements per Quarter

	1st Quarter (Jan 1 - Mar 31)	2nd Quarter (Apr 1 - Jun 30)	3rd Quarter (Jul 1 - Sep 30)	4th Quarter (Oct 1 – Dec 31)
Enforcement Status	N	N	N	N

Enforcement Status Codes

A - Notice of Violation (NOV)
B - Administrative Order (AO)
C - Civil Action Filed
D - Criminal Action Filed
E - Consent Order
F - Assessment of Monetary Penalty
G - Restriction of Flow
H - Permit Revocation
I - Compliance Schedule Issued
J - Disconnection from Sewer
K - Published in Newspaper for Significant Non-Compliance (SNC) In Prior Reporting Year
L - Temporary Increase in IU Self Monitoring (TISM)
N - No Enforcement Action

ENFORCEMENT SUMMARY AND COMMENTS

Company Name: Precision Die & Stamping
Process Flow: 0.0007 mgd

General Information and type of wastewater treatment

Precision Die & Stamping (PD&S) machines various metal parts. Some of the parts are rust-proofed with sodium nitrite (coatings subcategory). This categorical operation is regulated under 40CFR 433-Metal Finishing Point Source Category, Subpart A-Metal Finishing, Subcategory 433.17-Pretreatment Standards for New Sources (PSNS). PD&S also conducts two ancillary process operations, Electrical Discharge Machining (EDM) and Tumbling, that generate wastewater and are subject to federal categorical effluent limitations. PD&S installed a new pretreatment system when they relocated the majority of their processes into a new building.

Precision Die & Stamping has implemented a new pretreatment system, an Advanced Water Recycling System by Richwood Industries, which uses chemical precipitation to remove metals from the wastewater and pH adjustment of the treated effluent.

First Quarter

Second Quarter

Third Quarter

Fourth Quarter

To be published for this year in newspaper as a significant violator? _____ Yes __X__ No

Penalties this reporting Year: Assessed $ 0 / Collected $ 0

CITY OF TEMPE
SIGNIFICANT INDUSTRIAL USER COMPLIANCE STATUS REPORT

NAME:	Precision Powdercoat	REPORT PERIOD:	1/1/13 - 12/31/13
SERVICE ADDRESS:	1616 South Edward Tempe, AZ 85281	MAILING ADDRESS:	1616 South Edward Tempe, AZ 85281
CATEGORICAL USER?	Yes 40CFR 433.17	LIMITS APPENDIX:	T-E
BMR SUBMITTED:	08/15/1995		
TTO CERTIFICATION DATE SUBMITTED:	08/23/2013	PERMIT EFFECTIVE:	08/01/2012
PERMIT EXPIRES:	07/31/2016		
SAMPLING LOCATION VERIFIED ON:	03/07/2013	RCRA NOTICE:	06/05/1996
SLUG CONTROL PLAN EVALUATION DATE:	02/21/2012		

	1st Quarter (Jan 1 - Mar 31)	2nd Quarter (Apr 1 - Jun 30)	3rd Quarter (Jul 1 - Sep 30)	4th Quarter (Oct 1 - Dec 31)
Number of Inspections	1	0	0	0
Number of City Sampling Days	1	0	4	0
Number of IU Sampling Days	0	0	0	0
Number of Parameter Violations	0	0	0	0
Number of Inspection Violations	0	0	0	0
Number of Reporting Violations	0	0	0	0
Number of Permit Cond. Violations	0	0	0	0
Compliance Status	C	C	C	C
Evaluated as of:	3/31/13	6/30/13	9/30/13	12/31/13

COMPLIANCE CODES: C = Compliance I = Inconsistent Compliance S = Significant Noncompliance
If company is in I or S, then the following table applies:

Quarter	Type of Violation	Date of Violation	Sample Composite or Grab	Limit Federal or City	Monitoring City or IU	Parameter	Value / Limit	Number of Measurements per Quarter

	1st Quarter (Jan 1 - Mar 31)	2nd Quarter (Apr 1 - Jun 30)	3rd Quarter (Jul 1 - Sep 30)	4th Quarter (Oct 1 – Dec 31)
Enforcement Status	N	N	N	N

Enforcement Status Codes

A - Notice of Violation (NOV)
B - Administrative Order (AO)
C - Civil Action Filed
D - Criminal Action Filed
E - Consent Order
F - Assessment of Monetary Penalty
G - Restriction of Flow
H - Permit Revocation
I - Compliance Schedule Issued
J - Disconnection from Sewer
K - Published in Newspaper for Significant Non-Compliance (SNC) In Prior Reporting Year
L - Temporary Increase in IU Self Monitoring (TISM)
N - No Enforcement Action

ENFORCEMENT SUMMARY AND COMMENTS

Company Name: Precision Powdercoat
Process Flow: 0.00288 mgd

General Information and type of wastewater treatment
Precision Powdercoat is a phosphater and powder coating operation of stereo amplifiers and speakers. This is a metal finishing operation regulated under 40CFR 433-Metal Finishing Point Source Category, Subpart A-Metal Finishing, Subcategory 433.17-Pretreatment Standards for New Sources (PSNS). Pretreatment of process discharge consists of constant pH monitoring on a strip chart recorder. There is currently no pretreatment of process discharges at this facility. Overflow City water rinses are the only discharges entering the sanitary sewer.
First Quarter
Second Quarter
Third Quarter
Fourth Quarter

To be published for this year in newspaper as a significant violator? _____ Yes __X__ No

Penalties this reporting Year: Assessed $ 0 / Collected $ 0

CITY OF TEMPE
SIGNIFICANT INDUSTRIAL USER COMPLIANCE STATUS REPORT

NAME:	Safeway Inc.		REPORT PERIOD:	1/1/13 - 12/31/13	
SERVICE ADDRESS:	1115 West Alameda Drive Tempe, AZ 85282		MAILING ADDRESS:	1115 West Alameda Drive Tempe, AZ 85282	
CATEGORICAL USER?	No	40CFR USER	LIMITS APPENDIX:	T-A	BMR SUBMITTED: 06/30/1982
TTO CERTIFICATION DATE SUBMITTED:	07/16/2013		PERMIT EFFECTIVE:	05/13/2010	PERMIT EXPIRES: 05/12/2014
SAMPLING LOCATION VERIFIED ON:	08/01/2013		RCRA NOTICE:	05/12/1993	
SLUG CONTROL PLAN EVALUATION DATE:	09/02/2010				

	1st Quarter (Jan 1 - Mar 31)	2nd Quarter (Apr 1 - Jun 30)	3rd Quarter (Jul 1 - Sep 30)	4th Quarter (Oct 1 - Dec 31)
Number of Inspections	0	1	1	0
Number of City Sampling Days	1	2	11	19
Number of IU Sampling Days	0	0	0	0
Number of Parameter Violations	2	2	1	0
Number of Inspection Violations	0	0	0	0
Number of Reporting Violations	0	0	0	0
Number of Permit Cond. Violations	0	0	0	0
Compliance Status	I	I	I	C
Evaluated as of:	3/31/13	6/30/13	9/30/13	12/31/13

COMPLIANCE CODES: C = Compliance I = Inconsistent Compliance S = Significant Noncompliance
If company is in I or S, then the following table applies:

Quarter	Type of Violation	Date of Violation	Sample Composite or Grab	Limit Federal or City	Monitoring City or IU	Parameter	Value / Limit	Number of Measurements per Quarter
1	Instantaneous	01/2013	N/A	City	IU	pH	<5.0 or >10.5 S.U..	Continuous
1	Instantaneous	02/2013	N/A	City	IU	pH	<5.0 or >10.5 S.U..	Continuous
2	Instantaneous	05/2013	N/A	City	IU	pH	<5.0 or >10.5 S.U..	Continuous
2	Instantaneous	06/2013	N/A	City	IU	pH	<5.0 or >10.5 S.U..	Continuous
3	Instantaneous	09/2013	N/A	City	IU	pH	<5.0 or >10.5 S.U..	Continuous

	1st Quarter (Jan 1 - Mar 31)	2nd Quarter (Apr 1 - Jun 30)	3rd Quarter (Jul 1 - Sep 30)	4th Quarter (Oct 1 – Dec 31)
Enforcement Status	A,B,F	A,B,E,F,I	A,B,F	N

Enforcement Status Codes

A - Notice of Violation (NOV)
B - Administrative Order (AO)
C - Civil Action Filed
D - Criminal Action Filed
E - Consent Order
F - Assessment of Monetary Penalty
G - Restriction of Flow
H - Permit Revocation
I - Compliance Schedule Issued
J - Disconnection from Sewer
K - Published in Newspaper for Significant Non-Compliance (SNC) In Prior Reporting Year
L - Temporary Increase in IU Self Monitoring (TISM)
N - No Enforcement Action

ENFORCEMENT SUMMARY AND COMMENTS

Company Name: Safeway Inc.
Process Flow: 0.09607 mgd

General Information and type of wastewater treatment

Process wastewater is generated in the dairy processing operations (CIP) regulated under 40 CFR 405, Subpart B. Safeway also operates a dry storage area, truck shop with wash rack, and machine shop. All bakery operations were discontinued in 1994. The categorical limits under Part 405 are for BOD, TSS, and pH. Safeway is subject to all local effluent limits. The average discharge is 96,000 gpd.

Pretreatment is limited to solids removal interceptors and Best Management Practices.

First Quarter

On January 15, 2013, Safeway was issued an NOV/AO with penalties for exceeding the pH limits during November 2012. Safeway exceeded the pH limits during January and February 2013. These violations will be addressed in the second quarter of 2013.

Second Quarter

On April 24, 2013, Safeway was issued two NOV/AOs with penalties for violating the pH policy during January and February 2013. On May 7, 2013, Safeway was issued an NOV/AO with penalties for a pH violation that occurred during December 2012. On May 23, 2013, Safeway was issued a Consent Order for improvements to its wastewater system and monitoring, stemming from the January and February 2013 pH violations. Safeway violated the pH policy during May and June 2013; these violations will be addressed during the third quarter of 2013.

Third Quarter

On July 30, 2013, Safeway was issued an NOV/AO with penalties for exceeding the pH limits during May 2013. On August 15, 2013, Safeway was issued an NOV/AO with penalties for exceeding the pH limits during June 2013. Safeway violated the pH policy during September 2013; this violation will be addressed in the next quarter.

Fourth Quarter

To be published for this year in newspaper as a significant violator? _____ Yes __X__ No

Penalties this reporting Year: Assessed $ 86,416.96 / Collected $ 86,416.96

CITY OF TEMPE
SIGNIFICANT INDUSTRIAL USER COMPLIANCE STATUS REPORT

NAME:	Schreiber Foods Inc.		REPORT PERIOD:	1/1/13 - 12/31/13	
SERVICE ADDRESS:	2122 South Hardy Drive Tempe, AZ 85282		MAILING ADDRESS:	2122 South Hardy Drive Tempe, AZ 85282	
CATEGORICAL USER?	No	40CFR USER	LIMITS APPENDIX:	T-A	BMR SUBMITTED: 03/30/1985
TTO CERTIFICATION DATE SUBMITTED:	07/16/2013		PERMIT EFFECTIVE:	04/15/2010	PERMIT EXPIRES: 04/14/2014
SAMPLING LOCATION VERIFIED ON:	11/26/2013		RCRA NOTICE:	06/23/1993	
SLUG CONTROL PLAN EVALUATION DATE:	10/26/2010				

	1st Quarter (Jan 1 - Mar 31)	2nd Quarter (Apr 1 - Jun 30)	3rd Quarter (Jul 1 - Sep 30)	4th Quarter (Oct 1 - Dec 31)
Number of Inspections	0	1	0	1
Number of City Sampling Days	21	21	21	21
Number of IU Sampling Days	90	91	88	92
Number of Parameter Violations	1	3	3	0
Number of Inspection Violations	0	0	0	0
Number of Reporting Violations	0	0	0	0
Number of Permit Cond. Violations	0	0	0	0
Compliance Status	I	I	I	C
Evaluated as of:	3/31/13	6/30/13	9/30/13	12/31/13

COMPLIANCE CODES: C = Compliance I = Inconsistent Compliance S = Significant Noncompliance
If company is in I or S, then the following table applies:

Quarter	Type of Violation	Date of Violation	Sample Composite or Grab	Limit Federal or City	Monitoring City or IU	Parameter	Value / Limit	Number of Measurements per Quarter
1	Instantaneous	03/2013	N/A	City	IU	pH	<5.0 or >10.5 S.U..	Continuous
2	Instantaneous	04/2013	N/A	City	IU	pH	<5.0 or >10.5 S.U..	Continuous
2	Instantaneous	05/2013	N/A	City	IU	pH	<5.0 or >10.5 S.U..	Continuous
2	Instantaneous	06/2013	N/A	City	IU	pH	<5.0 or >10.5 S.U..	Continuous
3	Instantaneous	07/2013	N/A	City	IU	pH	<5.0 or >10.5 S.U..	Continuous
3	Instantaneous	08/2013	N/A	City	IU	pH	<5.0 or >10.5 S.U..	Continuous
3	Instantaneous	09/2013	N/A	City	IU	pH	<5.0 or >10.5 S.U..	Continuous

	1st Quarter (Jan 1 - Mar 31)	2nd Quarter (Apr 1 - Jun 30)	3rd Quarter (Jul 1 - Sep 30)	4th Quarter (Oct 1 – Dec 31)
Enforcement Status	N	A,B,F	A,B,F	E,I

Enforcement Status Codes

A - Notice of Violation (NOV)
B - Administrative Order (AO)
C - Civil Action Filed
D - Criminal Action Filed
E - Consent Order
F - Assessment of Monetary Penalty
G - Restriction of Flow
H - Permit Revocation
I - Compliance Schedule Issued
J - Disconnection from Sewer
K - Published in Newspaper for Significant Non-Compliance (SNC) In Prior Reporting Year
L - Temporary Increase in IU Self Monitoring (TISM)
N - No Enforcement Action

ENFORCEMENT SUMMARY AND COMMENTS

Company Name: Schreiber Foods Inc.
Process Flow: 0.196859 mgd

General Information and type of wastewater treatment

Schreiber is a manufacturer of pasteurized process cheese as defined under 21 CFR 133.169. Discharge wastewater is generated in the cleaning process and is regulated under 40 CFR 405 Subpart F. There are no specific categorical standards under 40 CFR 405 Subpart F.

pH is adjusted by a Carbon Dioxide (CO2) injection system into a 6000-gal. mixing vault prior to discharging to the sewer.

First Quarter

Schreiber Foods exceeded the pH limits during March 2013; this violation will be addressed during the second quarter of 2013.

Second Quarter

On May 7, 2013, Schreiber Foods was issued two NOV/AOs with penalties for exceeding the pH limits during December 2012 and March 2013. Schreiber Foods exceeded the pH limits during April, May, and June 2013; these violations will be addressed in the third quarter 2013.

Third Quarter

On July 29, 2013, Schreiber Foods was issued an NOV/AO with penalties for exceeding the pH limits during April 2013. On August 15, 2013, Schreiber Foods was issued two NOV/AOs with penalties for exceeding the pH limits during May and June 2013. Schreiber Foods violated the pH policy during July, August, and September 2013; these violations will be addressed in the following quarters.

Fourth Quarter

On December 11, 2013, Schreiber Foods was issued a Consent Order regarding three monthly pH violations that occurred during April, May, and June 2013 with penalties totaling in $21,250.00.

To be published for this year in newspaper as a significant violator? _____ Yes __X__ No

Penalties this reporting Year: Assessed $ 21,891.04 / Collected $ 21,891.04

CITY OF TEMPE
SIGNIFICANT INDUSTRIAL USER COMPLIANCE STATUS REPORT

NAME:	Southwest Metal Finishing Inc.		REPORT PERIOD:	1/1/13 - 12/31/13	
SERVICE ADDRESS:	2002 West Campus Drive Tempe, AZ 85282		MAILING ADDRESS:	2002 West Campus Tempe, AZ 85282	
CATEGORICAL USER?	Yes	40CFR 433.17	LIMITS APPENDIX:	T-E	BMR SUBMITTED: 10/15/1998
TTO CERTIFICATION DATE SUBMITTED:	08/22/2013		PERMIT EFFECTIVE:	03/27/2011	PERMIT EXPIRES: 03/26/2015
SAMPLING LOCATION VERIFIED ON:	12/04/2013		RCRA NOTICE:	03/09/1999	
SLUG CONTROL PLAN EVALUATION DATE:	04/29/2011				

	1st Quarter (Jan 1 - Mar 31)	2nd Quarter (Apr 1 - Jun 30)	3rd Quarter (Jul 1 - Sep 30)	4th Quarter (Oct 1 - Dec 31)
Number of Inspections	0	1	0	1
Number of City Sampling Days	8	4	2	0
Number of IU Sampling Days	9	9	9	9
Number of Parameter Violations	0	0	0	0
Number of Inspection Violations	0	0	0	0
Number of Reporting Violations	0	0	0	0
Number of Permit Cond. Violations	0	0	0	0
Compliance Status	C	C	C	C
Evaluated as of:	3/31/13	6/30/13	9/30/13	12/31/13

COMPLIANCE CODES: C = Compliance I = Inconsistent Compliance S = Significant Noncompliance
If company is in I or S, then the following table applies:

Quarter	Type of Violation	Date of Violation	Sample Composite or Grab	Limit Federal or City	Monitoring City or IU	Parameter	Value / Limit	Number of Measurements per Quarter

	1st Quarter (Jan 1 - Mar 31)	2nd Quarter (Apr 1 - Jun 30)	3rd Quarter (Jul 1 - Sep 30)	4th Quarter (Oct 1 – Dec 31)
Enforcement Status	N	N	N	N

Enforcement Status Codes

A - Notice of Violation (NOV)
B - Administrative Order (AO)
C - Civil Action Filed
D - Criminal Action Filed
E - Consent Order
F - Assessment of Monetary Penalty
G - Restriction of Flow
H - Permit Revocation
I - Compliance Schedule Issued
J - Disconnection from Sewer
K - Published in Newspaper for Significant Non-Compliance (SNC) In Prior Reporting Year
L - Temporary Increase in IU Self Monitoring (TISM)
N - No Enforcement Action

ENFORCEMENT SUMMARY AND COMMENTS

Company Name: Southwest Metal Finishing Inc.
Process Flow: 0.003 mgd

General Information and type of wastewater treatment
Southwest Metal Finishing performs metal finishing of aluminum parts by means of chemical processing: anodizing and chromic acid dyes. These processes are both listed under 40 CFR 433 - Metal Finishing Category, anodizing and conversion coating. Wastewater pretreatment is conducted through the use of a batch system, using chemical treatment for chromium, nickel removal, and pH neutralization.
First Quarter
Second Quarter
Third Quarter
Fourth Quarter

To be published for this year in newspaper as a significant violator? _____ Yes __X__ No

Penalties this reporting Year: Assessed $ 0 / Collected $ 0

CITY OF TEMPE
SIGNIFICANT INDUSTRIAL USER COMPLIANCE STATUS REPORT

NAME:	SRP K7GS		REPORT PERIOD:	1/1/13 - 12/31/13	
SERVICE ADDRESS:	7005 South Kyrene Road Tempe, AZ 85283		MAILING ADDRESS:	PO Box 52025 Phoenix, AZ 85072	
CATEGORICAL USER?	Yes	40CFR 423.16	LIMITS APPENDIX:	T-K	BMR SUBMITTED: 06/24/2013
TTO CERTIFICATION DATE SUBMITTED:	06/24/2013		PERMIT EFFECTIVE:	11/01/2013	PERMIT EXPIRES: 10/31/2017
SAMPLING LOCATION VERIFIED ON:	12/17/2013		RCRA NOTICE:		
SLUG CONTROL PLAN EVALUATION DATE:	06/24/2013				

	1st Quarter (Jan 1 - Mar 31)	2nd Quarter (Apr 1 - Jun 30)	3rd Quarter (Jul 1 - Sep 30)	4th Quarter (Oct 1 - Dec 31)
Number of Inspections	0	0	1	1
Number of City Sampling Days	0	0	0	0
Number of IU Sampling Days	0	0	0	0
Number of Parameter Violations	0	0	0	0
Number of Inspection Violations	0	0	0	0
Number of Reporting Violations	0	0	0	0
Number of Permit Cond. Violations	0	0	0	0
Compliance Status	C	C	C	C
Evaluated as of:	3/31/13	6/30/13	9/30/13	12/31/13

COMPLIANCE CODES: C = Compliance I = Inconsistent Compliance S = Significant Noncompliance
If company is in I or S, then the following table applies:

Quarter	Type of Violation	Date of Violation	Sample Composite or Grab	Limit Federal or City	Monitoring City or IU	Parameter	Value / Limit	Number of Measurements per Quarter

	1st Quarter (Jan 1 - Mar 31)	2nd Quarter (Apr 1 - Jun 30)	3rd Quarter (Jul 1 - Sep 30)	4th Quarter (Oct 1 – Dec 31)
Enforcement Status	N	N	N	N

Enforcement Status Codes

A - Notice of Violation (NOV)
B - Administrative Order (AO)
C - Civil Action Filed
D - Criminal Action Filed
E - Consent Order
F - Assessment of Monetary Penalty
G - Restriction of Flow
H - Permit Revocation
I - Compliance Schedule Issued
J - Disconnection from Sewer
K - Published in Newspaper for Significant Non-Compliance (SNC) In Prior Reporting Year
L - Temporary Increase in IU Self Monitoring (TISM)
N - No Enforcement Action

ENFORCEMENT SUMMARY AND COMMENTS

Company Name: SRP K7GS
Process Flow: mgd

General Information and type of wastewater treatment
SRP- Kyrene 7 Generating Station (K7GS) consists of two distinct power plants: the KGS is on the east side and Unit K7 is on the west side of a 33–acre site. Electric power generating plants are subject to the Federal Standards in 40 CFR 423.10 – Steam Electric Power Generating Point Source Category. Well water is sent to a well water holding tank, where it goes into a filtration and chlorination process before being sent to the cooling tower (CT). Other low volume waste water is sent to the CT basin for reuse as cooling water make-up. These waters include HRSG blowdown, evaporative cooler blowdown, RO system reject, and laboratory sampling waters. The CT blowdown and filter backwash water are transferred to a 50,000-gallon wastewater tank prior to final discharge.
First Quarter
Second Quarter
Third Quarter
Fourth Quarter
The RCRA Notice will be issued in the first quarter of 2014.

To be published for this year in newspaper as a significant violator? _____ Yes __X__ No

Penalties this reporting Year: Assessed $ 0 / Collected $ 0

CITY OF TEMPE
SIGNIFICANT INDUSTRIAL USER COMPLIANCE STATUS REPORT

NAME:	Sun Orchard		REPORT PERIOD:	1/1/13 - 12/31/13	
SERVICE ADDRESS:	1198 West Fairmont Drive Tempe, AZ 85282		MAILING ADDRESS:	1198 West Fairmont Drive Tempe, AZ 85282	
CATEGORICAL USER?	No	40CFR USER	LIMITS APPENDIX:	T-A	BMR SUBMITTED: 11/30/1990
TTO CERTIFICATION DATE SUBMITTED:	08/23/2013		PERMIT EFFECTIVE:	08/25/2012	PERMIT EXPIRES: 08/24/2016
SAMPLING LOCATION VERIFIED ON:	12/19/2013		RCRA NOTICE:	05/15/1993	
SLUG CONTROL PLAN EVALUATION DATE:	11/09/2012				

	1st Quarter (Jan 1 - Mar 31)	2nd Quarter (Apr 1 - Jun 30)	3rd Quarter (Jul 1 - Sep 30)	4th Quarter (Oct 1 - Dec 31)
Number of Inspections	0	1	0	1
Number of City Sampling Days	3	2	0	4
Number of IU Sampling Days	0	0	0	0
Number of Parameter Violations	0	2	3	2
Number of Inspection Violations	0	0	0	0
Number of Reporting Violations	0	0	0	0
Number of Permit Cond. Violations	0	5	1	0
Compliance Status	C	I	I	I
Evaluated as of:	3/31/13	6/30/13	9/30/13	12/31/13

COMPLIANCE CODES: C = Compliance I = Inconsistent Compliance S = Significant Noncompliance
If company is in I or S, then the following table applies:

Quarter	Type of Violation	Date of Violation	Sample Composite or Grab	Limit Federal or City	Monitoring City or IU	Parameter	Value / Limit	Number of Measurements per Quarter
2	Instantaneous	05/2013	N/A	City	IU	pH	<5.0 or >10.5 S.U..	Continuous
2	Permit Cond.	05/2013	N/A	N/A	N/A	Failure to provide access, notify, submittal of inaccurate data		
2	Permit Cond.	06/2013	N/A	N/A	N/A	Failure to notify, and tampering with monitoring equipment		
2	Instantaneous	06/2013	N/A	City	IU	pH	<5.0 or >10.5 S.U..	Continuous
3	Instantaneous	07/2013	N/A	City	IU	pH	<5.0 or >10.5 S.U..	Continuous
3	Instantaneous	08/2013	N/A	City	IU	pH	<5.0 or >10.5 S.U..	Continuous
3	Instantaneous	09/2013	N/A	City	IU	pH	<5.0 or >10.5 S.U..	Continuous
2	Permit Cond.	09/2013	N/A	N/A	N/A	Failure to notify		
4	Instantaneous	11/2013	N/A	City	IU	pH	<5.0 or >10.5 S.U..	Continuous
4	Instantaneous	12/2013	N/A	City	IU	pH	<5.0 or >10.5 S.U..	Continuous

	1st Quarter (Jan 1 - Mar 31)	2nd Quarter (Apr 1 - Jun 30)	3rd Quarter (Jul 1 - Sep 30)	4th Quarter (Oct 1 – Dec 31)
Enforcement Status	N	N	A,B,F	N

Enforcement Status Codes

A - Notice of Violation (NOV)
B - Administrative Order (AO)
C - Civil Action Filed
D - Criminal Action Filed
E - Consent Order
F - Assessment of Monetary Penalty
G - Restriction of Flow
H - Permit Revocation
I - Compliance Schedule Issued
J - Disconnection from Sewer
K - Published in Newspaper for Significant Non-Compliance (SNC) In Prior Reporting Year
L - Temporary Increase in IU Self Monitoring (TISM)
N - No Enforcement Action

ENFORCEMENT SUMMARY AND COMMENTS

Company Name: Sun Orchard
Process Flow: 0.00885 mgd

General Information and type of wastewater treatment

Sun Orchard is a producer and bottler of fresh orange juice as defined under 21 CFR 146.135. Wastewater consists of residue-rinses and mild chlorinated cleaning solution. This process is regulated under 40 CFR 407, Subpart C and local limits.

Pretreatment consists of batch pH adjustment. Process solid waste consisting of citrus hulls and excess pulp is recycled into cattle feed.

First Quarter

Second Quarter

In the month of May 2013, Sun Orchard, Inc. had pH and permit violations. An AO and NOV will be issued in the third quarter 2013. In the month of June 2013, Sun Orchard, Inc. had pH and permit violations. An AO and NOV will be issued in the third quarter 2013.

Third Quarter

Sun Orchard had pH violations in the months of July, August, and September 2013; Sun Orchard, Inc. had a permit violation in September 2013. A Notice of Violation, Administration Order, and Monetary penalties in the amount of $43,750 was issued to Sun Orchard, Inc. on September 30, 2013, for violations in the months of May, June, July, and August 2013. An NOV and AO will be issued to Sun Orchard, Inc. for the month of September 2013 in the first quarter of 2014.

Fourth Quarter

Sun Orchard, Inc. had pH violations in the month of November and December 2013; Sun Orchard, Inc. will be issued an AO and NOV for the violations in the first quarter of 2014.

A Show Cause meetng was held on December 12, 2013. The Public Works Director ordered the issuance of a Consent Order with a Compliance Schedule. 50% of the fine will be retumed to Sun Orchard, Inc for upgrades to its treatment system. The remaining 50% is to be donated in Sun Orchard's name to the Tempe Community Action Agency and designated for use of utilities payment for low income Tempe residents. The Consent Order will be issued in the first quarter of 2014.

To be published for this year in newspaper as a significant violator? _____ Yes __X__ No

Penalties this reporting Year: Assessed $ 43,750.00 / Collected $ 43,750.00

CITY OF TEMPE
SIGNIFICANT INDUSTRIAL USER COMPLIANCE STATUS REPORT

NAME:	Tempe Campus SPV, LLC	REPORT PERIOD:	1/1/13 - 12/31/13
SERVICE ADDRESS:	2100 East Elliot Road Tempe, AZ 85284	MAILING ADDRESS:	2701 East Camelback Road 185 Phoenix, AZ 85016
CATEGORICAL USER?	Yes 40CFR 433.17	LIMITS APPENDIX:	T-E
BMR SUBMITTED:	03/01/1983		
TTO CERTIFICATION DATE SUBMITTED:	08/22/2013	PERMIT EFFECTIVE:	05/13/2010
PERMIT EXPIRES:	05/12/2014		
SAMPLING LOCATION VERIFIED ON:	11/04/2013	RCRA NOTICE:	06/15/1993
SLUG CONTROL PLAN EVALUATION DATE:	11/16/2011		

	1st Quarter (Jan 1 - Mar 31)	2nd Quarter (Apr 1 - Jun 30)	3rd Quarter (Jul 1 - Sep 30)	4th Quarter (Oct 1 - Dec 31)
Number of Inspections	0	1	0	1
Number of City Sampling Days	4	4	4	1
Number of IU Sampling Days	0	0	0	0
Number of Parameter Violations	0	0	0	2
Number of Inspection Violations	0	0	0	0
Number of Reporting Violations	0	0	0	0
Number of Permit Cond. Violations	0	0	0	1
Compliance Status	C	C	C	I
Evaluated as of:	3/31/13	6/30/13	9/30/13	12/31/13

COMPLIANCE CODES: C = Compliance I = Inconsistent Compliance S = Significant Noncompliance
If company is in I or S, then the following table applies:

Quarter	Type of Violation	Date of Violation	Sample Composite or Grab	Limit Federal or City	Monitoring City or IU	Parameter	Value / Limit	Number of Measurements per Quarter
4	Instantaneous	10/2013	N/A	City	IU	pH	<5.0 or >10.5 S.U..	Continuous
4	Instantaneous	12/2013	N/A	City	IU	pH	<5.0 or >10.5 S.U..	Continuous

	1st Quarter (Jan 1 - Mar 31)	2nd Quarter (Apr 1 - Jun 30)	3rd Quarter (Jul 1 - Sep 30)	4th Quarter (Oct 1 – Dec 31)
Enforcement Status	N	N	N	N

Enforcement Status Codes

A - Notice of Violation (NOV)
B - Administrative Order (AO)
C - Civil Action Filed
D - Criminal Action Filed
E - Consent Order
F - Assessment of Monetary Penalty
G - Restriction of Flow
H - Permit Revocation
I - Compliance Schedule Issued
J - Disconnection from Sewer
K - Published in Newspaper for Significant Non-Compliance (SNC) In Prior Reporting Year
L - Temporary Increase in IU Self Monitoring (TISM)
N - No Enforcement Action

ENFORCEMENT SUMMARY AND COMMENTS

Company Name: Tempe Campus SPV, LLC
Process Flow: 0.006712 mgd

General Information and type of wastewater treatment

Freescale Semiconductor, Inc. is a Significant Industrial User as defined in the Code of Federal Regulations under 40 CFR 433.17. Metal Finishing Point Source Category. Therefore, the industry is currently regulated under a Class I City of Tempe Industrial Wastewater Discharge Permit.

The pretreatment consists of a 3-stage continuous pH neutralization. Three 20,000-gallon storage tanks are in place and effluent is analyzed before discharge.

First Quarter

Second Quarter

Third Quarter

Fourth Quarter

Tempe Campus SPV, LLC reported pH violations and permit conditon violations in the month of October 2013 and pH violations in the month of December 2013. The compliance status was recorded as inconsistent for the fourth quarter of 2013. No enforcement action will be taken until the City has completed a review of of the data provided and determined the source of the violations, which will be completed in the first quarter of 2014.

To be published for this year in newspaper as a significant violator? _____ Yes __X__ No

Penalties this reporting Year: Assessed $ 0 / Collected $ 0

CITY OF TEMPE
SIGNIFICANT INDUSTRIAL USER COMPLIANCE STATUS REPORT

NAME:	Trion Technology Inc		REPORT PERIOD:	1/1/13 - 12/31/13	
SERVICE ADDRESS:	1025 South 52nd Street Tempe, AZ 85281		MAILING ADDRESS:	1025 South 52nd Street Tempe, AZ 85281	
CATEGORICAL USER?	Yes	40CFR 469.18	LIMITS APPENDIX:	T-F	BMR SUBMITTED: 08/05/2003
TTO CERTIFICATION DATE SUBMITTED:	02/12/2013		PERMIT EFFECTIVE:	06/15/2012	PERMIT EXPIRES: 06/14/2016
SAMPLING LOCATION VERIFIED ON:	04/26/2013		RCRA NOTICE:	05/28/2004	
SLUG CONTROL PLAN EVALUATION DATE:	03/13/2013				

	1st Quarter (Jan 1 - Mar 31)	2nd Quarter (Apr 1 - Jun 30)	3rd Quarter (Jul 1 - Sep 30)	4th Quarter (Oct 1 - Dec 31)
Number of Inspections	0	1	0	1
Number of City Sampling Days	0	2	0	0
Number of IU Sampling Days	0	0	0	0
Number of Parameter Violations	0	0	0	0
Number of Inspection Violations	0	0	0	0
Number of Reporting Violations	0	0	0	0
Number of Permit Cond. Violations	0	0	0	0
Compliance Status	C	C	C	C
Evaluated as of:	3/31/13	6/30/13	9/30/13	12/31/13

COMPLIANCE CODES: C = Compliance I = Inconsistent Compliance S = Significant Noncompliance
If company is in I or S, then the following table applies:

Quarter	Type of Violation	Date of Violation	Sample Composite or Grab	Limit Federal or City	Monitoring City or IU	Parameter	Value / Limit	Number of Measurements per Quarter

	1st Quarter (Jan 1 - Mar 31)	2nd Quarter (Apr 1 - Jun 30)	3rd Quarter (Jul 1 - Sep 30)	4th Quarter (Oct 1 – Dec 31)
Enforcement Status	N	N	N	N

Enforcement Status Codes

A - Notice of Violation (NOV)
B - Administrative Order (AO)
C - Civil Action Filed
D - Criminal Action Filed
E - Consent Order
F - Assessment of Monetary Penalty
G - Restriction of Flow
H - Permit Revocation
I - Compliance Schedule Issued
J - Disconnection from Sewer
K - Published in Newspaper for Significant Non-Compliance (SNC) In Prior Reporting Year
L - Temporary Increase in IU Self Monitoring (TISM)
N - No Enforcement Action

ENFORCEMENT SUMMARY AND COMMENTS

Company Name: Trion Technology Inc
Process Flow: 0.0000001 mgd

General Information and type of wastewater treatment
Trion Technology is a semiconductor manufacturer as described under 40 CFR 469, Subpart A. Waste is sent to a neutralization tank where it is adjusted for pH with NaOH.
First Quarter
Second Quarter
Third Quarter
Fourth Quarter

To be published for this year in newspaper as a significant violator? _____ Yes __X__ No

Penalties this reporting Year: Assessed $ 0 / Collected $ 0

CITY OF TEMPE
SIGNIFICANT INDUSTRIAL USER COMPLIANCE STATUS REPORT

NAME:	United Dairymen Of Arizona		REPORT PERIOD:	1/1/13 - 12/31/13	
SERVICE ADDRESS:	2008 South Hardy Drive Tempe, AZ 85282		MAILING ADDRESS:	P.O. Box 26877 Tempe, AZ 85285-6877	
CATEGORICAL USER?	No	40CFR USER	LIMITS APPENDIX:	T-A	BMR SUBMITTED: 07/30/1982
TTO CERTIFICATION DATE SUBMITTED:	07/26/2013		PERMIT EFFECTIVE:	09/25/2013	PERMIT EXPIRES: 09/24/2017
SAMPLING LOCATION VERIFIED ON:	11/07/2013		RCRA NOTICE:	07/12/1993	
SLUG CONTROL PLAN EVALUATION DATE:	01/22/2014				

	1st Quarter (Jan 1 - Mar 31)	2nd Quarter (Apr 1 - Jun 30)	3rd Quarter (Jul 1 - Sep 30)	4th Quarter (Oct 1 - Dec 31)
Number of Inspections	0	2	0	1
Number of City Sampling Days	21	21	21	21
Number of IU Sampling Days	90	91	92	92
Number of Parameter Violations	2	0	1	1
Number of Inspection Violations	0	0	0	0
Number of Reporting Violations	0	0	0	0
Number of Permit Cond. Violations	0	0	0	0
Compliance Status	I	C	I	I
Evaluated as of:	3/31/13	6/30/13	9/30/13	12/31/13

COMPLIANCE CODES: C = Compliance I = Inconsistent Compliance S = Significant Noncompliance
If company is in I or S, then the following table applies:

Quarter	Type of Violation	Date of Violation	Sample Composite or Grab	Limit Federal or City	Monitoring City or IU	Parameter	Value / Limit	Number of Measurements per Quarter
1	Instantaneous	01/2013	N/A	City	IU	pH	<5.0 or >10.5 S.U..	Continuous
1	Instantaneous	02/2013	N/A	City	IU	pH	<5.0 or >10.5 S.U..	Continuous
3	Instantaneous	08/2013	N/A	City	IU	pH	<5.0 or >10.5 S.U..	Continuous
4	Instantaneous	12/2013	N/A	City	IU	pH	<5.0 or >10.5 S.U..	Continuous

	1st Quarter (Jan 1 - Mar 31)	2nd Quarter (Apr 1 - Jun 30)	3rd Quarter (Jul 1 - Sep 30)	4th Quarter (Oct 1 – Dec 31)
Enforcement Status	A,B,F	N	N	A,B,F

Enforcement Status Codes

A - Notice of Violation (NOV)
B - Administrative Order (AO)
C - Civil Action Filed
D - Criminal Action Filed
E - Consent Order
F - Assessment of Monetary Penalty
G - Restriction of Flow
H - Permit Revocation
I - Compliance Schedule Issued
J - Disconnection from Sewer
K - Published in Newspaper for Significant Non-Compliance (SNC) In Prior Reporting Year
L - Temporary Increase in IU Self Monitoring (TISM)
N - No Enforcement Action

ENFORCEMENT SUMMARY AND COMMENTS

Company Name: United Dairymen Of Arizona
Process Flow: 0.935769 mgd

General Information and type of wastewater treatment

United Dairymen of Arizona is a milk receiving station (PSES), no limitations, receiving 7 to 12 million pounds of milk per day. Also on site is a butter manufacturing process (PSES), no limitations, and a dry milk process (PSES), no limitations. The facility is regulated by 40 CFR 405 PSES Subparts A, D, J, and L. All the above Subparts refer back to 40 CFR 403 for enforcement of discharge limitations.

The pretreatment consists of a number of interceptors for solids removal and pH neutralization of the final effluent. UDA has installed a high-strength caustic reclaim and BOD/TSS reduction system to reduce its high strength organic loadings and to control the pH of its effluent. UDA has also installed a 7,000-gallon lift vault and a 108,000-gallon surge/storage tank upstream of its final pH adjustment pretreatment system to prevent surcharging its final effluent pH treatment system and to allow for increased contact time for the commingled acid and caustic rinse waters.

First Quarter

On January 15, 2013, UDA was issued an NOV/AO with penalties for violating the pH policy during November 2012. UDA exceeded the pH limits during January and February 2013; these violations will be addressed in the second quarter of 2013.

Second Quarter

On April 25, 2013, UDA was issued two NOV/AOs with penalties for exceeding the pH limits during January and February 2013.

Third Quarter

UDA violated the pH limit during August 2013; this violation will be addressed during the fourth quarter of 2013. On September 30, 2013, UDA was issued an NOV/AO with penalties for violating the pH limits during the month of August 2013.

Fourth Quarter

During December 2013, UDA exceeded the pH limits; this violation will be addressed during the first quarter of 2014.

To be published for this year in newspaper as a significant violator? _____ Yes __X__ No

Penalties this reporting Year: Assessed $ 16,162.78 / Collected $ 16,162.78

SECTION 2.6
TOWN OF GILBERT

POTW PRETREATMENT ANNUAL REPORT

TOWN OF GILBERT, ARIZONA

NPDES Permit Holder: City of Phoenix, Arizona

Period Covered by this Report: 01-01-13 through 12-31-13

Name of Wastewater Treatment Plant: 91st Avenue WWTP

NPDES Permit Number: AZ0020524

Person to Contact Concerning Town of Gilbert Information Contained in the Report:

Edward Meza
Pretreatment Program Coordinator
900 East Juniper Avenue
Gilbert, Arizona 85234
480-503-6463

As required by 40 C.F.R. Section 122.22(b)(2):

I certify under penalty of law that all CITY OF GILBERT attachments contained in this document were prepared under my direction or supervision in accordance with a system designed to assure that qualified personnel properly gather and evaluate the information submitted. Based on my inquiry of the person or persons who manage the system, or those persons directly responsible for gathering the information, the information submitted is, to the best of my knowledge and belief, true, accurate, and complete. I am aware that there are significant penalties for submitting false information, including the possibility of fine and imprisonment for knowing violations.

2/4/14
Date

Kenneth C. Morgan
Ken Morgan, Public Works Director
Town of Gilbert, Arizona

GILBERT
ARIZONA

The Town of Gilbert is a young, affluent community in central Arizona.

In 1902, the Arizona Eastern Railway asked for donations of right of way in order to establish a rail line between Phoenix and Florence. A rail siding was established on property owned by William "Bobby" Gilbert. The siding, and the town that sprung up around it, eventually became known as Gilbert. Gilbert was a prime farming community, fueled by the construction of the Roosevelt Dam and the Eastern and Consolidated Canals in 1911. It remained an agriculture town for many years, and was known as the "Hay Capital of the World" until the late 1920's. Incorporated on July 6, 1920, Gilbert is a relatively new community that has seen tremendous growth during the past two decades.

Gilbert began to take its current shape during the 1970's when the Town Council approved a strip annexation that encompassed 53 square miles of county land. Although the population was only 1,971 in 1970 the Council realized that Gilbert would eventually grow and develop much like the neighboring communities of Tempe, Mesa, and Chandler. This proved to be a farsighted decision as Gilbert positioned itself for growth in the 1980's and beyond. Gilbert's planning area now encompasses 73 square miles.

Gilbert has experienced a rapid transition from a historically agriculture-based community to an urban center and suburb in the Phoenix Metropolitan Area. In the last twenty-nine years Gilbert has grown at a pace unparalleled by most communities in the United States, increasing in population from 5,717 in 1980 to over 218,000 as of July 1, 2009. As Gilbert has grown, the community has recognized the need to develop a strong, diverse economy while preserving its highly desirable quality of life.

Gilbert has made the commitment to utilize 100% of its wastewater. Our Wastewater Treatment facilities are designed and operated to produce high quality effluent that is used for groundwater recharge, which builds up reserves for future drinking water use. The reuse water is also utilized for golf course watering, artificial lakes and landscape irrigation throughout the Town at a water rate approximately ½ the cost of potable water.

GILBERT
ARIZONA

Pretreatment Program Summary

Reporting Period: 1/1/13 to 12/31/13

Implementing a wastewater survey form that must be completed as part of the Town's business license program has helped identify new users. There were 1123 new business licenses processed during the 2013 reporting period. Of these 225 were possible new commercial and industrial users.

The Town of Gilbert continues to identify new facilities that meet Categorical or SIU criteria for wastewater discharge permits. At the end of the 2013 year the Town of Gilbert has Six Class 'A' SIU's and Seventeen Class 'B' IU's. There were 60 industrial user inspections and 60 Storm Water Inspections conducted in 2013. The Town also conducted 6 sampling events over 19 days and 6 flow studies over 44 days. At the end of 2013 there were 138 industrial user's in the Town's pretreatment database, of these 23 are permitted with Class 'A' or Class 'B' permits.

The Town of Gilbert has continued its commercial inspection program. The programs goal is to inspect all food service facilities, automotive service facilities, dry cleaners, and silver photo & x-ray developers annually. There were approximately 1,331 commercial inspections, and 1,220 storm water inspections conducted in 2013.

Individual Training: Pretreatment Program Coordinator (PPC)
Industrial Pretreatment Inspector (IPI)
Wastewater Quality Inspector (WWQI)

All personnel had confined space and fall protection training.

All personnel attended PPE Training

All personnel attended Lock Out/Tag Out procedures training.

All personnel attended Hazwoper refresher training.

PPC Attended Tri-State Conference.

PPC and One WWQI on Wastewater Safety Division Committee.

IPI and One WWQI Attended Trenching and Shoring Class.

2 WWQI Attended CPR Training.

One WWQI attended various ADEQ certification workshops/practice exams.

PPC and 4 WWQi attended 2 day Pretreatment Workshop.

All inspectors attended various computer-training classes in Word, Excel, Access, Linko, and PowerPoint to improve computer skills.

GILBERT
ARIZONA

Best Management Practices

Pollution Prevention through Point Source Control Measures

Reporting Period: 1/1/13 to 12/31/13

Introduction

Section C.1 of the National Pollutant Discharge Elimination System (NPDES) Permit # AZ0020524 requires the Sub-Regional Operating Group (SROG) member cities to submit quarterly progress reports detailing efforts pertaining to pollution prevention through point source control measures. Gilbert's efforts during the year 2013 are summarized below.

Pollution Prevention Efforts with Industry

The town developed and printed up brochures on grease traps and interceptors and another on silver recovery units. These are given during inspections of facilities, and during other public outreach events. We have also developed BMP's for food service facilities, automotive service facilities, printers, and silver photo and x-ray processors. These are given to these facilities during routine annual inspections. The town code for wastewater was amended in December 2004 and includes BMP's.

Storm Water

The town developed and distributed one educational brochure for agricultural farmers and another for recreational water users. These were distributed at outreach events like the Spring Kids Expo and the Feathered Friends Festival. Copies were also available at the town municipal center, and they are also on the town's website. The town has stormwater BMP's for certain types of businesses; such as restaurants, automotive shops, carpet cleaners and a general business one. There are also Spanish versions of these brochures available. These brochures are being distributed by Wastewater Quality during the normal inspection schedule.

SROG Participation

The Town of Gilbert Staff continues to participate in periodic SROG meetings. The Town of Gilbert's Pretreatment Coordinator attends SROG advisory meetings.

Partnership for Pollution Prevention

The Town of Gilbert Staff continues to participate in Partnership for Pollution Prevention meetings.

Wastewater Effluent/Reuse

Presentations were given at Spring Festival the Trails Day Event at the Riparian Preserve on effluent recharge. Numerous tours were given to groups interested in the recharge treatment process and daily operation at the Riparian Preserve.

Household Hazardous Waste

During the summer of 2007 the Town opened a permanent Household hazardous Waste Drop off Station. The Town also collects throughout the year batteries, fluorescent bulbs, and aerosol cans.

Collection Site

The Household Hazardous Waste Drop Off Station is located at the South Area Service Center the corner Greenfield Road and Queen Creek Road.

Christmas Trees

The Town collected Christmas trees. The trees were chipped and then used for landscaping purposes.

Grease Recycling

The Town collected used fryer oil from Thanksgiving to Christmas. Several collection sites were set up at various Fire Stations by REVBiodiesel for their collection to recycle.

TOWN OF GILBERT

SUMMARY OF WASTEWATER QUALITY APPROPRIATIONS

January 1, 2013 – December 31, 2013 – Wastewater Quality Budget: $524,909.00

PRETREATMENT PROGRAM PERSONNEL

Pretreatment Program Coordinator	1.0
Industrial Pretreatment Inspector	1.0
Wastewater Quality Inspector	4.0

PRETREATMENT PROGRAM APPROPRIATION

Personnel	$453,638.00
Analytical Laboratory Services	$21,415.00
Vehicle Operations & Maintenance	$14,750.00
Training/Tuition	$2,600.00
Program Operations & Maintenance	$32,506.00

PRETREATMENT EQUIPMENT INVENTORY

	Purchase 2013	Total 2013
Samplers	0	5
Flow Meters & Flow Modules	0	6
Ph Meters	0	1
Vehicles	0	6
Computers (Laptop)	0 (0)	6 (1)

GILBERT
ARIZONA

Significant Industrial Users (SIUs) 2013

SIU	Address	Category	Contact
1. Banner Gateway Medical Center	1900 N. Higley Rd Gilbert, Arizona 85234.	Local Limits	Scott Watson
2. First Impression Security Doors, Inc.	1235 W. Harwell Rd. Gilbert, AZ 85233	40 CFR 433: Metal Finishing Point Source Category	Shane Bennett
3. Herbally Yours, Inc.	1504 W. San Pedro St. Gilbert, Arizona 85233	40 CFR 439: Pharmaceutical Manufacturing Point Source Category	Mirjana Potocnjak
4. Innovative Circuits	130 N. Pasadena Gilbert, AZ 85233	Local Limits	Mikeal Malles
5. Mercy Gilbert Medical Center	3555 S. Val Vista Dr. Gilbert, Arizona 85296.	Local Limits	Ken Romero
6. Unique Home Design, Inc.	973 N. Colorado Gilbert, AZ 85233	40 CFR 433: Metal Finishing Point Source Category	Steve Herman

GILBERT
ARIZONA

ADDITIONS, DELETIONS, AND CHANGES TO THE SIU LIST FOR 2013

ADDITIONS:

First Impression Security Doors, Inc.
1235 W. Harwell Rd.
Gilbert, Arizona 85233

DELETIONS:

No Changes for 2013

NAME CHANGES:

No changes for 2013

CLASSIFICATION CHANGES:

No classification changes for 2013

TOWN OF GILBERT

PRETREATMENT PERFORMANCE SUMMARY

I. General Information

Control Authority Name: Town of Gilbert		**NPDES NOs.:** AZ0020524	
Address: 900 E. Juniper Ave	**Town:** Gilbert	**State:** AZ	**ZIP:** 85234
Contact Person: Edward Meza		**Contact Telephone Number:** 480-503-6463	
Reporting Period: 1-1-13 to 12-31-13	**Categorical IUs:** 3	**Significant Noncategorical IUs:** 3	

II. Significant Industrial User Compliance

		Categorical		Noncategorical		Total SIUs	
		No.	%	No.	%	No.	%
1.	No. of SIUs in Full Compliance	3	100	2	67	5	83
2.	No. of SIUs in Inconsistent Compliance	0	0	1	33	1	17
3.	No. of SIUs in Significant Noncompliance	0	0	0	0	0	0
4.	No. of Parameter Violations	0		0		0	
5.	No. of Reporting Violations	0		0		0	
6.	No. of Permit Condition Violations	0		1		1	

III. Compliance Monitoring Program

		Categorical	Noncategorical	Total SIUs
1.	No. of Control Documents Issued	1	0	1
2.	No. of Nonsampling Inspections Conducted	3	3	6
3.	No. of Facilities Inspected (Nonsampling)	3	3	6
4.	No. of Sampling Visits Conducted	9	9	18
5.	No. of Facilities Sampled	3	3	6

IV. Enforcement Actions

		Categorical	Noncategorical	Total SIUs
1.	Notices of Violations Issued to SIUs	0	1	1
2.	Temporary Increase in IU Self Monitoring	0	0	0
3.	Administrative Orders Issued to SIUs	0	0	0
4.	Compliance Schedules Issued	0	0	0
5.	Settlement Agreements	0	0	0
6.	Other Actions	0	0	0
7.	Amount of Penalties Collected (Total dollars/IUs assessed)	$0 /0	$0 /0	$0 /0

TOWN OF GILBERT
SIGNIFICANT INDUSTRIAL USER COMPLIANCE STATUS REPORT

NAME:	Banner Gateway Medical Center		REPORT PERIOD:	1-1-13 through 12-31-13	
SERVICE ADDRESS:	1900 N. Higley Rd Gilbert, Arizona 85234		MAILING ADDRESS:	1900 N. Higley Rd Gilbert, Arizona 85234	
CATEGORICAL USER?	No	40 CFR N/A	LIMITS APPENDIX:	A	BMR SUBMITTED: N/A
TTO CERTIFICATION DATE SUBMITTED:	N/A		PERMIT EFFECTIVE:	1-1-12	PERMIT EXPIRES: 12-31-16
SAMPLING LOCATION VERIFIED ON:	10-6-13		RCRA NOTICE:		
SLUG CONTROL PLAN EVALUATION DATE:	10-16-13				

	1st Quarter (Jan 1 - Mar 31)	2nd Quarter (Apr 1 - Jun 30)	3rd Quarter (Jul 1 - Sep 30)	4th Quarter (Oct 1 - Dec 31)
Number of Inspections	0	0	0	1
Number of City Sampling Days	0	3	0	0
Number of IU Sampling Days	3	3	3	3
Number of Parameter Violations	0	0	0	0
Number of Inspection Violations	0	0	0	0
Number of Reporting Violations	0	0	0	0
Number of Permit Cond. Violations	0	0	0	0
Compliance Status	C	C	C	C
Evaluated as of:	2-3-14	2-3-14	2-3-14	2-3-14

COMPLIANCE CODES: C = Compliance I = Inconsistent Compliance S = Significant Noncompliance
If company is in I or S, then the following table applies:

Quarter	Type of Violation	Date of Violation	Sample Composite or Grab	Limit Federal or City	Monitoring City or IU	Parameter	Value / Limit	Number of Measurements per Quarter

	1st Quarter (Jan 1 - Mar 31)	2nd Quarter (Apr 1 - Jun 30)	3rd Quarter (Jul 1 - Sep 30)	4th Quarter (Oct 1 - Dec 31)
Enforcement Status	N	N	N	N

Enforcement Status Codes

A - Notice of Violation (NOV)
B - Administrative Order (AO)
C - Civil Action Filed
D - Criminal Action Filed
E - Pretreatment Settlement Agreement (PSA)
F - Assessment of Monetary Penalties
G - Restriction of Flow
H - Permit Revocation
I - Compliance Schedule Issued
J - Disconnection from Sewer
K - Published in Newspaper for Significant Non-Compliance (SNC) In Prior Reporting Year
L - Temporary Increase in IU Self Monitoring (TISM)
N - No Enforcement Action

ENFORCEMENT SUMMARY AND COMMENTS

Company Name: Banner Gateway Medical Center
Process Flow: 115,000 GPD Average Daily Discharge

General Information and type of wastewater treatment
Cooling Tower, Boiler Feed, Humidification, Plaster Trap, Acid Waste Neutralization, Grease Interceptor, Hospital Operations and Associate Rinses.
First Quarter
Second Quarter
Third Quarter
Fourth Quarter

To be published for this year in newspaper for Significant Non-Compliance? ____ Yes __X__ No

Penalties this reporting Year: Assessed $ -0- / Collected $ -0-

TOWN OF GILBERT
SIGNIFICANT INDUSTRIAL USER COMPLIANCE STATUS REPORT

NAME:	First Impressions Security Doors, Inc.		REPORT PERIOD:	1-1-13 through 12-31-13	
SERVICE ADDRESS:	1235 W. Harwell Rd. Gilbert, Arizona 85233		MAILING ADDRESS:	1415 N. Mondel Dr. Gilbert, Arizona 85233	
CATEGORICAL USER?	YES	40 CFR 433.17	LIMITS APPENDIX:	E	BMR SUBMITTED: 2-6-13
TTO CERTIFICATION DATE SUBMITTED:	N/A		PERMIT EFFECTIVE:	1-1-13	PERMIT EXPIRES: 12-31-14
SAMPLING LOCATION VERIFIED ON:	10-9-13		RCRA NOTICE:		
SLUG CONTROL PLAN EVALUATION DATE:	10-9-13				

	1st Quarter (Jan 1 - Mar 31)	2nd Quarter (Apr 1 - Jun 30)	3rd Quarter (Jul 1 - Sep 30)	4th Quarter (Oct 1 - Dec 31)
Number of Inspections	0	0	0	1
Number of City Sampling Days	0	3	0	0
Number of IU Sampling Days	3	3	3	3
Number of Parameter Violations	0	0	0	0
Number of Inspection Violations	0	0	0	0
Number of Reporting Violations	0	0	0	0
Number of Permit Cond. Violations	0	0	0	0
Compliance Status	C	C	C	C
Evaluated as of:	2-3-14	2-3-14	2-3-14	2-3-14

COMPLIANCE CODES: C = Compliance I = Inconsistent Compliance S = Significant Noncompliance
If company is in I or S, then the following table applies:

Quarter	Type of Violation	Date of Violation	Sample Composite or Grab	Limit Federal or City	Monitoring City or IU	Parameter	Value / Limit	Number of Measurements per Quarter

	1st Quarter (Jan 1 - Mar 31)	2nd Quarter (Apr 1 - Jun 30)	3rd Quarter (Jul 1 - Sep 30)	4th Quarter (Oct 1 - Dec 31)
Enforcement Status	N	N	N	N

Enforcement Status Codes

A - Notice of Violation (NOV)
B - Administrative Order (AO)
C - Civil Action Filed
D - Criminal Action Filed
E - Pretreatment Settlement Agreement (PSA)
F - Assessment of Monetary Penalties
G - Restriction of Flow
H - Permit Revocation
I - Compliance Schedule Issued
J - Disconnection from Sewer
K - Published in Newspaper for Significant Non-Compliance (SNC) In Prior Reporting Year
L - Temporary Increase in IU Self Monitoring (TISM)
N - No Enforcement Action

ENFORCEMENT SUMMARY AND COMMENTS

Company Name: First Impressions Security Doors, Inc.
Process Flow: 600 GPD Average Daily Discharge

General Information and type of wastewater treatment
First Impressions Security Doors, Inc. performs powder coating, coating conversion, acid cleaning and associated rinses. Treatment includes pH neutralization.
First Quarter
Second Quarter
Third Quarter
Fourth Quarter

To be published for this year in newspaper for Significant Non-Compliance? ____ Yes __X__ No

Penalties this reporting Year: Assessed $ -0- / Collected $ -0-

TOWN OF GILBERT
SIGNIFICANT INDUSTRIAL USER COMPLIANCE STATUS REPORT

NAME: Herbally Yours Inc.		REPORT PERIOD: 1-1-13 through 12-31-13	
SERVICE ADDRESS: 1504 W. San Pedro St. Gilbert, Arizona 85233		MAILING ADDRESS: 1504 W. San Pedro St. Gilbert, Arizona 85233	
CATEGORICAL USER? YES	40 CFR 439.47	LIMITS APPENDIX: L	BMR SUBMITTED: 1-29-03
TTO CERTIFICATION DATE SUBMITTED: N/A		PERMIT EFFECTIVE: 12-23-11	PERMIT EXPIRES: 12-31-15
SAMPLING LOCATION VERIFIED ON: 10-22-12		RCRA NOTICE: 12-30-02	
SLUG CONTROL PLAN EVALUATION DATE: 10-22-12			

	1st Quarter (Jan 1 - Mar 31)	2nd Quarter (Apr 1 - Jun 30)	3rd Quarter (Jul 1 - Sep 30)	4th Quarter (Oct 1 - Dec 31)
Number of Inspections	0	0	0	1
Number of City Sampling Days	0	3	0	0
Number of IU Sampling Days	3	3	3	3
Number of Parameter Violations	0	0	0	0
Number of Inspection Violations	0	0	0	0
Number of Reporting Violations	0	0	0	0
Number of Permit Cond. Violations	0	0	0	0
Compliance Status	C	C	C	C
Evaluated as of:	2-3-14	2-3-14	2-3-14	2-3-14

COMPLIANCE CODES: C = Compliance I = Inconsistent Compliance S = Significant Noncompliance
If company is in I or S, then the following table applies:

Quarter	Type of Violation	Date of Violation	Sample Composite or Grab	Limit Federal or City	Monitoring City or IU	Parameter	Value / Limit	Number of Measurements per Quarter

	1st Quarter (Jan 1 - Mar 31)	2nd Quarter (Apr 1 - Jun 30)	3rd Quarter (Jul 1 - Sep 30)	4th Quarter (Oct 1 – Dec 31)
Enforcement Status	N	N	N	N

Enforcement Status Codes

A - Notice of Violation (NOV)
B - Administrative Order (AO)
C - Civil Action Filed
D - Criminal Action Filed
E - Pretreatment Settlement Agreement (PSA)
F - Assessment of Monetary Penalties
G - Restriction of Flow
H - Permit Revocation
I - Compliance Schedule Issued
J - Disconnection from Sewer
K - Published in Newspaper for Significant Non-Compliance (SNC) In Prior Reporting Year
L - Temporary Increase in IU Self Monitoring (TISM)
N - No Enforcement Action

ENFORCEMENT SUMMARY AND COMMENTS

Company Name: Herbally Yours Inc.
Process Flow: 2000 GPD Average Daily Discharge

General Information and type of wastewater treatment
Herbally Yours Inc. performs Mixing, Compounding, and Formulation operations of nutritional supplements. Treatment includes separation and pH neutralization.
First Quarter
Second Quarter
Third Quarter
Fourth Quarter

To be published for this year in newspaper for Significant Non-Compliance? ____ Yes __X__ No

Penalties this reporting Year: Assessed $ 0 / Collected $ 0

TOWN OF GILBERT
SIGNIFICANT INDUSTRIAL USER COMPLIANCE STATUS REPORT

NAME:	Innovative Circuits Arizona		REPORT PERIOD:	1-1-13 to 12-31-13	
SERVICE ADDRESS:	130 North Pasadena Street Gilbert, Arizona 85234		MAILING ADDRESS:	130 North Pasadena Street Gilbert, Arizona 85234	
CATEGORICAL USER?	No	40 CFR N/A	LIMITS APPENDIX:	A	BMR SUBMITTED: N/A
TTO CERTIFICATION DATE SUBMITTED:	N/A		PERMIT EFFECTIVE:	4-1-09	PERMIT EXPIRES: 3-31-14
SAMPLING LOCATION VERIFIED ON:	12-11-13		RCRA NOTICE:	5-31-01	
SLUG CONTROL PLAN EVALUATION DATE:	12-11-13				

	1st Quarter (Jan 1 - Mar 31)	2nd Quarter (Apr 1 - Jun 30)	3rd Quarter (Jul 1 - Sep 30)	4th Quarter (Oct 1 - Dec 31)
Number of Inspections	0	0	0	1
Number of City Sampling Days	0	3	0	0
Number of IU Sampling Days	3	3	3	3
Number of Parameter Violations	0	0	0	0
Number of Inspection Violations	0	0	0	0
Number of Reporting Violations	0	0	0	0
Number of Permit Cond. Violations	1	0	0	1
Compliance Status	I	C	C	I
Evaluated as of:	2-4-14	2-4-14	2-4-14	2-4-14

COMPLIANCE CODES: C = Compliance I = Inconsistent Compliance S = Significant Noncompliance
If company is in I or S, then the following table applies:

Quarter	Type of Violation	Date of Violation	Sample Composite or Grab	Limit Federal or City	Monitoring City or IU	Parameter	Value / Limit	Number of Measurements per Quarter
1	Permit Condition	12-31-12	N/A	N/A	IU	Failure to Sample for Mercury December 2012		
4	Permit Condition	12-11-13	N/A	N/A	IU	Failure to provide Notice of Changes.		

	1st Quarter (Jan 1 - Mar 31)	2nd Quarter (Apr 1 - Jun 30)	3rd Quarter (Jul 1 - Sep 30)	4th Quarter (Oct 1 - Dec 31)
Enforcement Status	A	N	N	A

Enforcement Status Codes

A - Notice of Violation (NOV)
B - Administrative Order (AO)
C - Civil Action Filed
D - Criminal Action Filed
E - Pretreatment Settlement Agreement (PSA)
F - Assessment of Monetary Penalties
G - Restriction of Flow
H - Permit Revocation
I - Compliance Schedule Issued
J - Disconnection from Sewer
K - Published in Newspaper for Significant Non-Compliance (SNC) In Prior Reporting Year
L - Temporary Increase in IU Self Monitoring (TISM)
N - No Enforcement Action

ENFORCEMENT SUMMARY AND COMMENTS

Company Name: Innovative Circuits Arizona
Process Flow: 400 GPD Average Daily Discharge

General Information and type of wastewater treatment
Population and cleaning of circuit boards. Resin column filtration for metallics.
First Quarter
2-7-13 A NOV was issued for the Permit Condition Violation on 12-31-12 Failure to Sample Semi-Annual Mercury. This NOV was satisfactorily completed on 2-28-13.
Second Quarter
Third Quarter
Fourth Quarter
12-18-13 A NOV was issued for the Permit Condition Violation on 12-11-13 for failure to provide Notice of Changes.

To be published for this year in newspaper for Significant Non-Compliance? ____ Yes __X__ No

Penalties this reporting Year: Assessed $ -0 / Collected $ -0

TOWN OF GILBERT
SIGNIFICANT INDUSTRIAL USER COMPLIANCE STATUS REPORT

NAME: Mercy Gilbert Medical Center		REPORT PERIOD: 1-1-13 through 12-31-13	
SERVICE ADDRESS: 3555 S. Val Vista Drive Gilbert, Arizona 85296		MAILING ADDRESS: 3555 S. Val Vista Drive Gilbert, Arizona 85296	
CATEGORICAL USER? No	40 CFR N/A	LIMITS APPENDIX: A	BMR SUBMITTED: N/A
TTO CERTIFICATION DATE SUBMITTED: N/A		PERMIT EFFECTIVE: 7-1-10	PERMIT EXPIRES: 6-30-15
SAMPLING LOCATION VERIFIED ON: 10-23-13		RCRA NOTICE:	
SLUG CONTROL PLAN EVALUATION DATE: 10-23-13			

	1st Quarter (Jan 1 - Mar 31)	2nd Quarter (Apr 1 - Jun 30)	3rd Quarter (Jul 1 - Sep 30)	4th Quarter (Oct 1 - Dec 31)
Number of Inspections	0	0	0	1
Number of City Sampling Days	0	3	0	0
Number of IU Sampling Days	3	3	3	3
Number of Parameter Violations	0	0	0	0
Number of Inspection Violations	0	0	0	0
Number of Reporting Violations	0	0	0	0
Number of Permit Cond. Violations	0	0	0	0
Compliance Status	C	C	C	C
Evaluated as of:	4-11-13	7-16-13	10-14-13	2-4-14

COMPLIANCE CODES: C = Compliance I = Inconsistent Compliance S = Significant Noncompliance
If company is in I or S, then the following table applies:

Quarter	Type of Violation	Date of Violation	Sample Composite or Grab	Limit Federal or City	Monitoring City or IU	Parameter	Value / Limit	Number of Measurements per Quarter

	1st Quarter (Jan 1 - Mar 31)	2nd Quarter (Apr 1 - Jun 30)	3rd Quarter (Jul 1 - Sep 30)	4th Quarter (Oct 1 - Dec 31)
Enforcement Status	N	N	N	N

Enforcement Status Codes

A - Notice of Violation (NOV)
B - Administrative Order (AO)
C - Civil Action Filed
D - Criminal Action Filed
E - Pretreatment Settlement Agreement (PSA)
F - Assessment of Monetary Penalties
G - Restriction of Flow
H - Permit Revocation
I - Compliance Schedule Issued
J - Disconnection from Sewer
K - Published in Newspaper for Significant Non-Compliance (SNC) In Prior Reporting Year
L - Temporary Increase in IU Self Monitoring (TISM)
N - No Enforcement Action

ENFORCEMENT SUMMARY AND COMMENTS

Company Name: Mercy Gilbert Medical Center
Process Flow: 85,000 GPD Average Daily Discharge

General Information and type of wastewater treatment
Cooling Tower, Boiler Feed, Humidification, Plaster Trap, Acid Waste Neutralization, Grease Interceptor, Hospital Operations and Associate Rinses.
First Quarter
Second Quarter
Third Quarter
Fourth Quarter

To be published for this year in newspaper for Significant Non-Compliance? ____ Yes __X__ No

Penalties this reporting Year: Assessed $ -0- / Collected $ -0-

TOWN OF GILBERT
SIGNIFICANT INDUSTRIAL USER COMPLIANCE STATUS REPORT

NAME:	Unique Home Design, Inc.		REPORT PERIOD:	1-1-13 through 12-31-13	
SERVICE ADDRESS:	973 N. Colorado St. Gilbert, Arizona 85233		MAILING ADDRESS:	973 N. Colorado St. Gilbert, Arizona 85233	
CATEGORICAL USER?	YES	40 CFR 433.17	LIMITS APPENDIX:	E	BMR SUBMITTED: 10-24-05
TTO CERTIFICATION DATE SUBMITTED:	N/A		PERMIT EFFECTIVE:	4-1-10	PERMIT EXPIRES: 3-31-14
SAMPLING LOCATION VERIFIED ON:	10-30-13		RCRA NOTICE:	8-19-05	
SLUG CONTROL PLAN EVALUATION DATE:	10-30-13				

	1st Quarter (Jan 1 - Mar 31)	2nd Quarter (Apr 1 - Jun 30)	3rd Quarter (Jul 1 - Sep 30)	4th Quarter (Oct 1 - Dec 31)
Number of Inspections	0	0	0	1
Number of City Sampling Days	0	3	0	0
Number of IU Sampling Days	3	3	3	3
Number of Parameter Violations	0	0	0	0
Number of Inspection Violations	0	0	0	0
Number of Reporting Violations	0	0	0	0
Number of Permit Cond. Violations	0	0	0	0
Compliance Status	C	C	C	C
Evaluated as of:	2-3-14	2-3-14	2-3-14	2-3-14

COMPLIANCE CODES: C = Compliance I = Inconsistent Compliance S = Significant Noncompliance
If company is in I or S, then the following table applies:

Quarter	Type of Violation	Date of Violation	Sample Composite or Grab	Limit Federal or City	Monitoring City or IU	Parameter	Value / Limit	Number of Measurements per Quarter

	1st Quarter (Jan 1 - Mar 31)	2nd Quarter (Apr 1 - Jun 30)	3rd Quarter (Jul 1 - Sep 30)	4th Quarter (Oct 1 - Dec 31)
Enforcement Status	N	N	N	N

Enforcement Status Codes

A - Notice of Violation (NOV)
B - Administrative Order (AO)
C - Civil Action Filed
D - Criminal Action Filed
E - Pretreatment Settlement Agreement (PSA)
F - Assessment of Monetary Penalties
G - Restriction of Flow
H - Permit Revocation
I - Compliance Schedule Issued
J - Disconnection from Sewer
K - Published in Newspaper for Significant Non-Compliance (SNC) In Prior Reporting Year
L - Temporary Increase in IU Self Monitoring (TISM)
N - No Enforcement Action

ENFORCEMENT SUMMARY AND COMMENTS

Company Name: Unique Home Designs, Inc.
Process Flow: 4,000 GPD Average Daily Discharge

General Information and type of wastewater treatment
Unique Home Designs, Inc. performs powder coating, coating conversion, acid cleaning and associated rinses. Treatment includes pH neutralization.
First Quarter
Second Quarter
Third Quarter
Fourth Quarter

To be published for this year in newspaper for Significant Non-Compliance? ____ Yes __X__ No

Penalties this reporting Year: Assessed $ -0- / Collected $ -0-