



Senior Programs

Seniors attended **26,316** in person activities and events



309,582
Home delivered meals served



76,687
Congregate meals served



Community Services Programs

- 5,754 households received \$38.7 million in Emergency Rental Assistance (ERA) funding
- \$4.6 million distributed in rent and utility financial services
- 5,209 households received utility bill assistance
- 770 households received rental assistance
- 4,911 tenants and landlords received education on the Arizona Residential Landlord and Tenant Act
- 3,375 residents filed federal tax returns resulting in \$3.4 million in refunds to the Phoenix community
- 260 volunteers provided 11,375 hours of service

Head Start Birth To Five Program

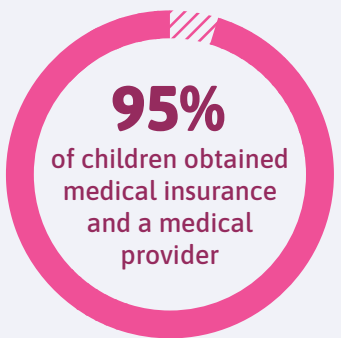
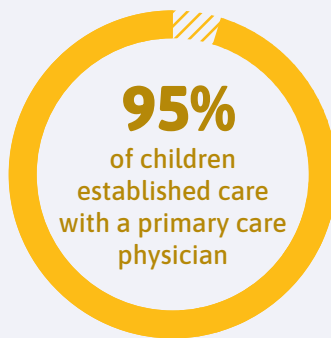
- 3,281 Children served
- 3,000 Families served
- 96 Foster children served
- 57 Children experiencing homelessness served
- 263 Individualized Education Programs (IEP)
- 44 Individualized Family Service Plans (IFSP)



2,655 children completed medical exams



2,758 children completed dental exams



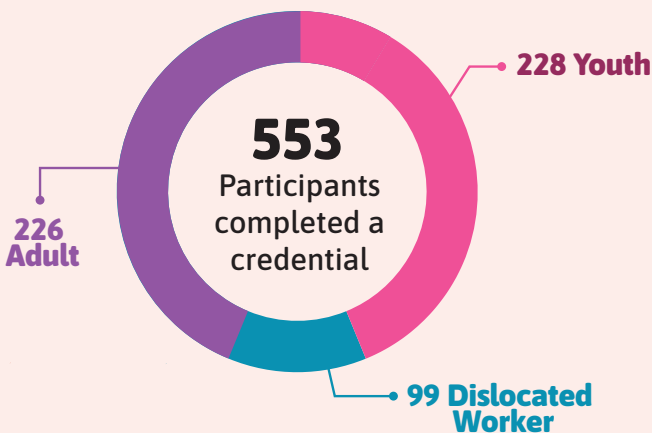
Annual Average Attendance

78% Early Head Start (0 - 3 yrs)

84% Head Start (3 - 5 yrs)

Business & Workforce Development

3,034 Enrolled in Workforce Innovation Opportunity Act (WIOA) Program

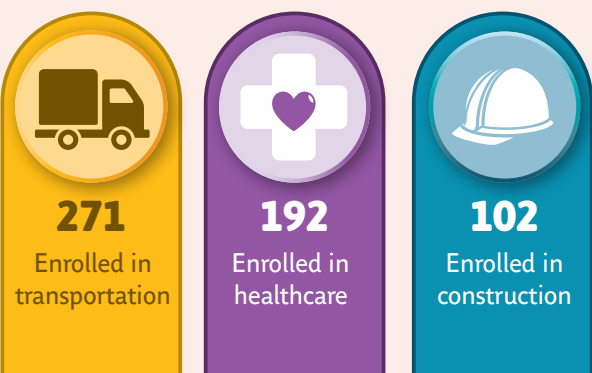


Employment Rate

Employment for participants within 12 months of exiting the program



Top 3 Adult and Dislocated Worker Industries



Family Advocacy Center Victim Services

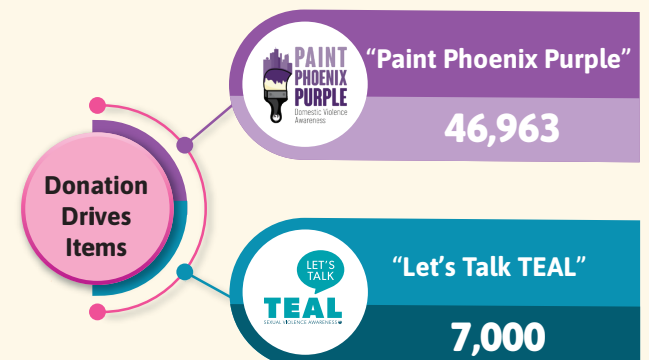
4,375	Clients served
720	Orders of Protection and Injunctions Against Harassment
875	Forensic nurse exams completed
211	Clients provided emergency shelter

Office of Homeless Solutions

- 187** Newly created emergency shelter beds
- 10,752** Supported with emergency shelter
- 139** Households assisted with rapid rehousing or deposit assistance



Strategic Initiatives



40 healthy youth workshops reaching **1185** youth & **172** adults

Management Services

- \$214 million under management
468 full time positions
- Fiscal distributed \$70 million in contract payments
- Maintained 15 Senior Centers and 3 Family Services Centers
- Processed 166 contracts and amendments valued at \$166 million