

Sustainability Update

Mark Hartman
Chief Sustainability Officer
City of Phoenix



Sustainability Definition:
Improving QUALITY OF LIFE FOR ALL
while enhancing nature



Accomplishments to Date

- **\$30M LED Streetlights**
- **\$25M Waste Water BioGas**
- **\$15M Compost**
- **\$30M Building Energy Upgrades**
- **Transportation 2050**
- **Tree and Shade Master Plan Implementation**



City of Phoenix

2050 ENVIRONMENTAL SUSTAINABILITY GOALS

TRANSIT IN EVERY PHOENIX NEIGHBORHOOD



CLEAN AND RELIABLE 100-YEAR SUPPLY OF WATER



ZERO WASTE



CLEAN AIR



PARKS AND GREENWAYS IN EVERY PHOENIX NEIGHBORHOOD



A CARBON NEUTRAL CITY



A THRIVING LOCAL FOOD SYSTEM



Upcoming Actions

- **Urban Heat Island Mitigation & Adaptation**
- **Sustainability Update 2019**
- **Social & Economic Sustainability**
- **LEED / STAR Submission 2019**
- **GHG Inventory and Climate Action Plan Update**
- **Mayor's Goals**

Potential Actions to reduce carbon:



Accelerate uptake of **Electric Cars** and **Alternative Transportation**



Improve efficiency of new and existing **buildings**



Increase **trees** and shade



Increase options for the purchase of **Clean Energy**

Challenges

State Legislature

- **Plastic Bag Ban Ban**
- **Paid Recycling Ban**
- **Benchmarking Ordinance Ban**

Air Quality – Maricopa County

- **Moving from Moderate to Serious**
- **Opportunity:** Rule 204 to add provisions for nontraditional sources of credits



City Council



Public Safety
Police Dept.



Water
Infrastructure



Budget



Downtown Economic
Development



Education & Jobs



Public Safety
Fire Dept.

Priorities



Transportation
Infrastructure



Homelessness



Future
Leadership



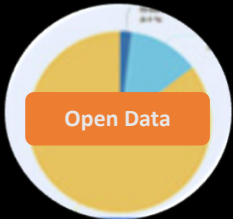
Urban Heat Island



Stormwater
Infrastructure

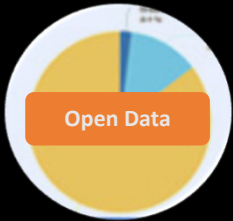


Departments




Plans Initiatives

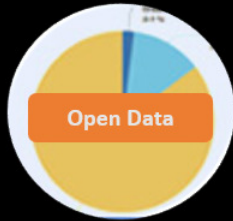




ipropogated?



- **Vision: What we want to be**
- **Goals: What will define who we are**
- **Objectives: How we will measure success**
- **Strategies: How we will get there**



What does a **unified framework** look like?



WHAT DO WE WANT TO BE?

VISION



**Phoenix:
A Smart
and
Connected
Desert City**

Who We Are and What We Do

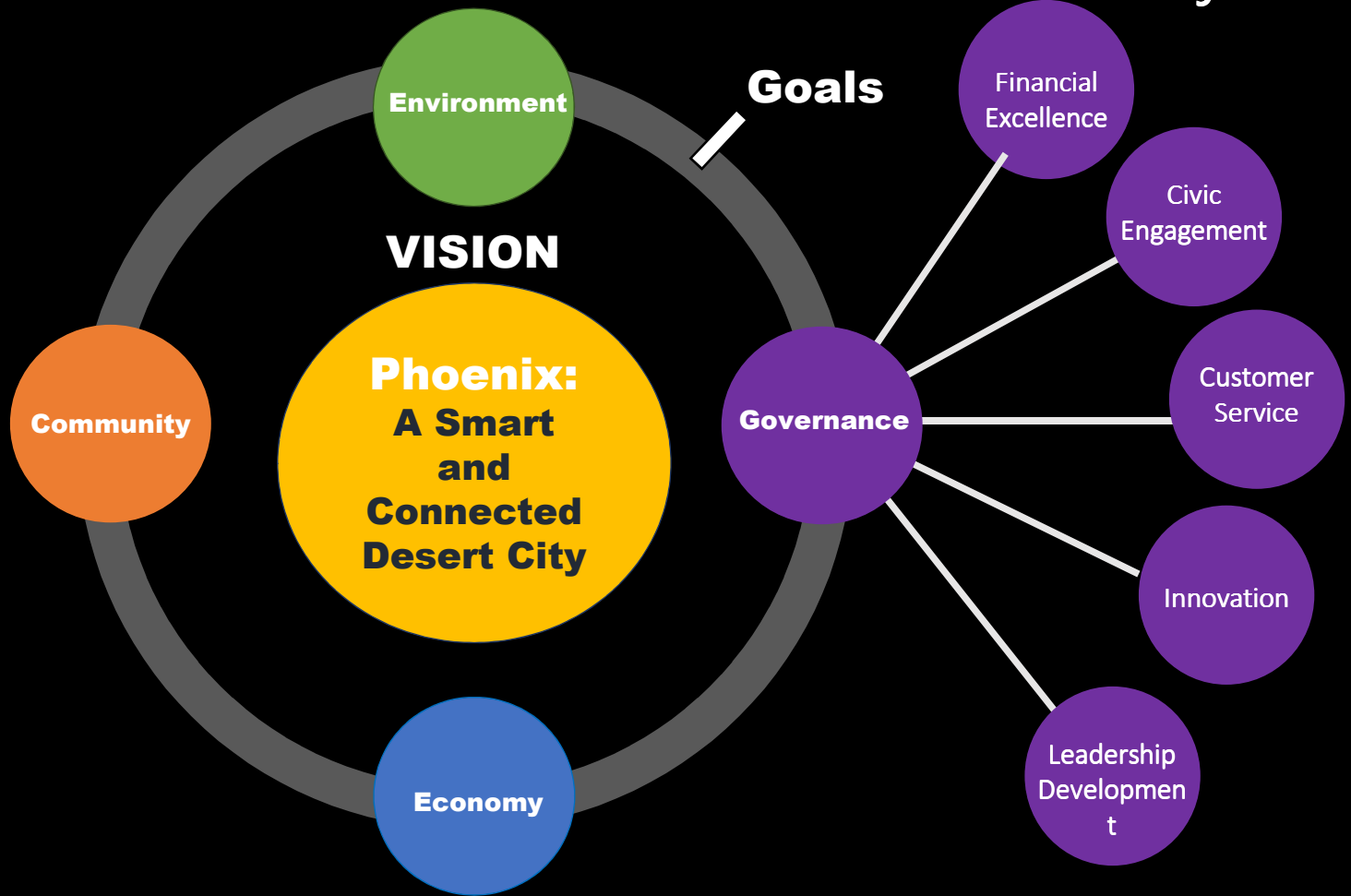


Who We Are and What We Do



How We Will Measure Success

Objectives



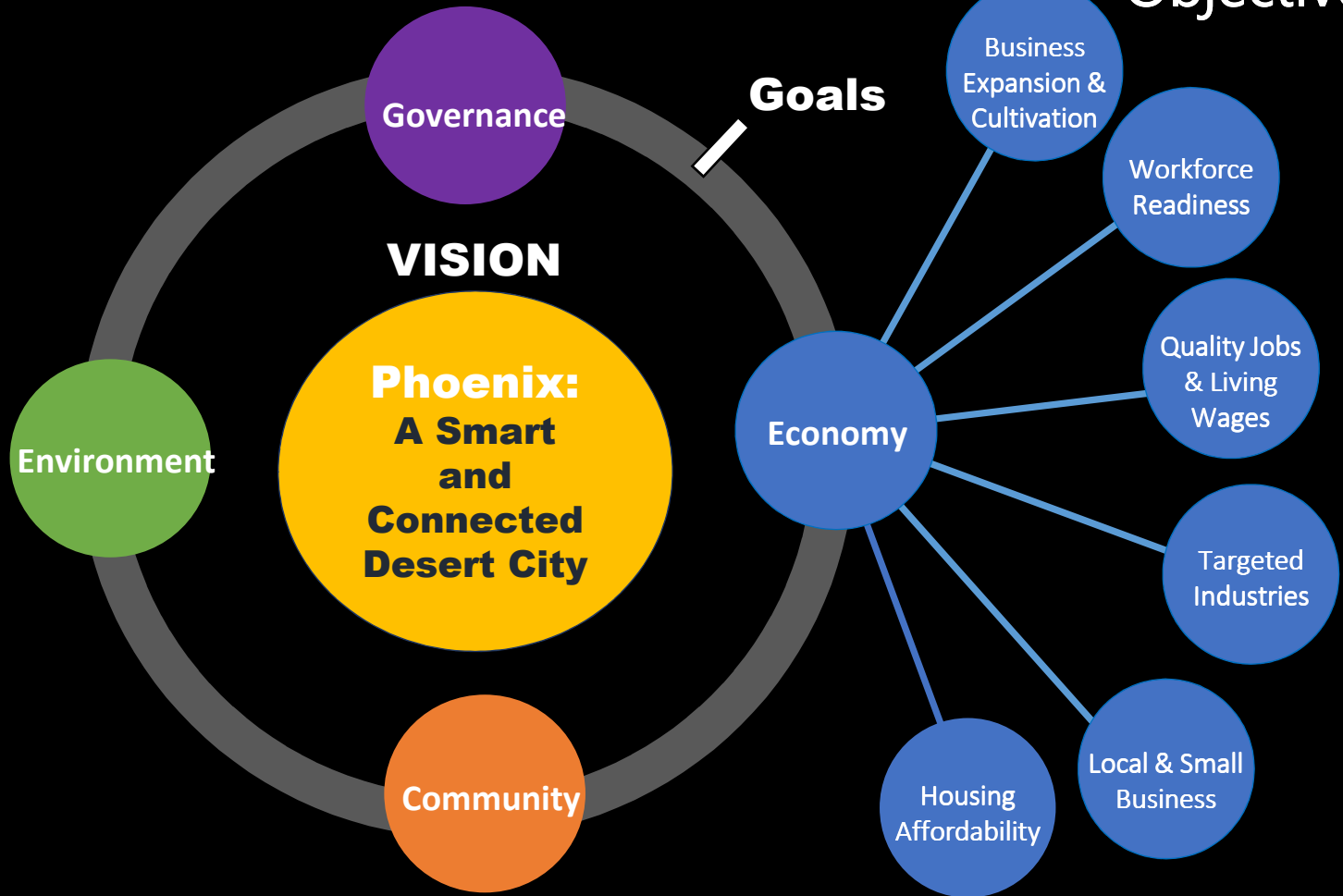
How We Will Measure Success

Objectives



How We Will Measure Success

Objectives



How We Will Measure Success

Objectives



Objectives



Plans & Policies

Actions

Metrics

Reports

Demonstrate the homeless population within the community receives timely housing services or resources.

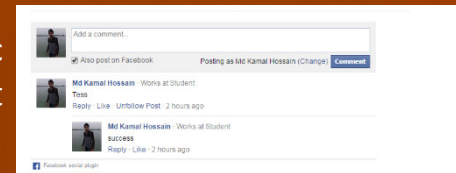
CITY OF PHOENIX
Homelessness Plan



CITY OF PHOENIX
HOMELESSNESS
Programs and Resources



Public
Comment
Box!



Objectives

Goals



Plans & Policies

Actions

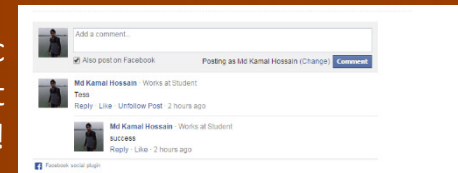
Metrics

Reports

Demonstrate progress towards reducing the percentage of residents living below the poverty line by 50% by 2030.

Demonstrate a decrease over time in the percentage of women, men, children, and additional subgroups of residents living below the poverty line.

Public Comment Box!



Objectives

Goals



Plans & Policies

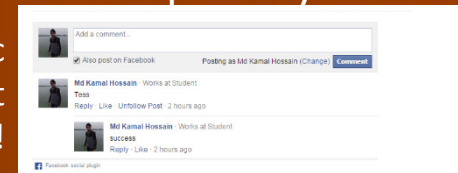
Actions

Metrics

Reports

- Adopt a **communitywide plan** to reduce poverty.
- Create a **team of local government staff** to work collaboratively and coordinate with nongovernmental organizations to provide high-quality services and reduce poverty.
- Provide **child development programs** for children living at or near the local poverty line.

Public
Comment
Box!



Objectives

Goals



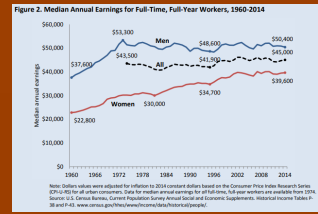
Plans & Policies

Actions

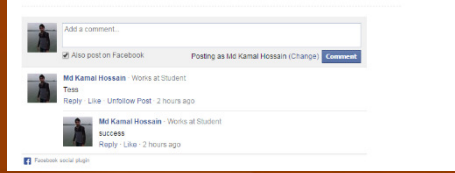
Metrics

Reports

- Longterm target of a **50% reduction in the percentage of residents living below the poverty line by 2030.**
- **1% reductions per year in poverty of 6 subgroups compared to a baseline year not predating 2010.**



Public Comment Box!



Sustainable Cities An achievable Goal

