

ANSWER KEY

TO
PEDESTRIAN
SAFETY
ACTIVITY BOOK



 CITY OF PHOENIX



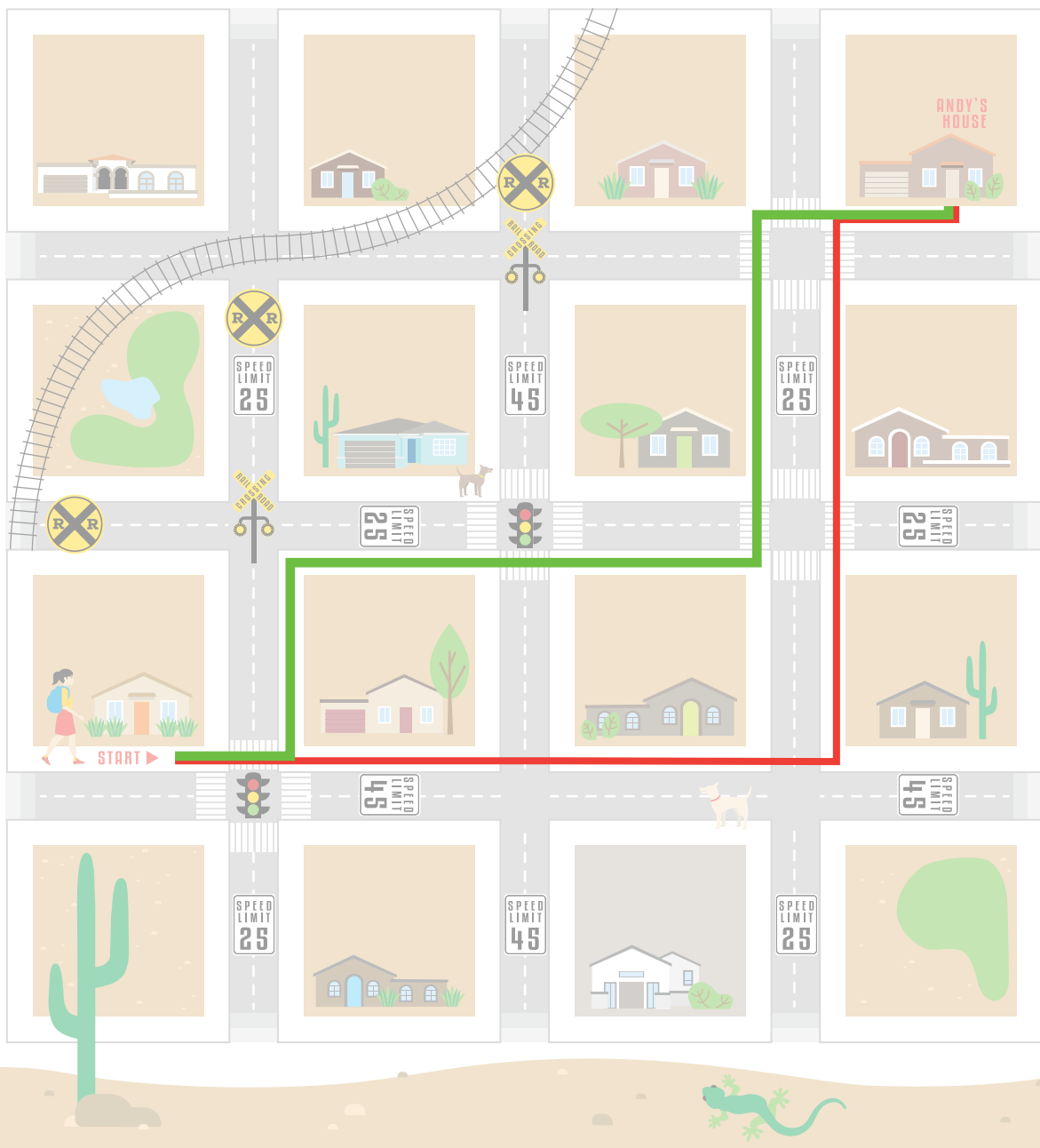
DRIVE SMART ▲ WALK SMART ▲ BIKE SMART

SAFEST PATH

Mark with **RED** the quickest path to Andy's house. Count how many blocks it would take Olivia to walk this way. Is the quickest path the safest? Why or why not?

Mark with **GREEN** the safest path to Andy's house. Why is this path safer?


Always remember to take advantage of traffic signals designed to keep you safe. Remember: The shortest route isn't always the safest route.



HOW CAN YOU CROSS STREETS SAFELY?

IT'S EASY! **FIRST STOP!**
THEN **LOOK LEFT, RIGHT, LEFT AGAIN** BEFORE YOU CROSS.
CONTINUE LOOKING WHILE YOU ARE CROSSING.

COLOR THE ILLUSTRATION BELOW



The best place to cross the street is:

- a In the middle
- b Where it is darkest
- c At the crosswalk

If you are crossing the street at the appropriate place, looking left, right, left again is no longer necessary:

- a True
- b False

WALKING WHEN IT'S DARK

It is important to keep yourself safe when walking in the dark.

SAFETY TIPS FOR WALKING IN THE DARK

In addition to the safety tips on page 22:

- **Wear reflective clothing.** Did you know reflective clothing is made of very tiny glass beads coated with metal? The tiny beads are half the size of a human hair and are glued to clothing materials to create a surface that reflects very brightly with any light that shines on it.
- **Carry a flashlight with you.** A flashlight or a headlamp can help illuminate your walking path and will keep you visible to drivers.
- **Walk on the sidewalk facing traffic** so you can see what the vehicles are doing.

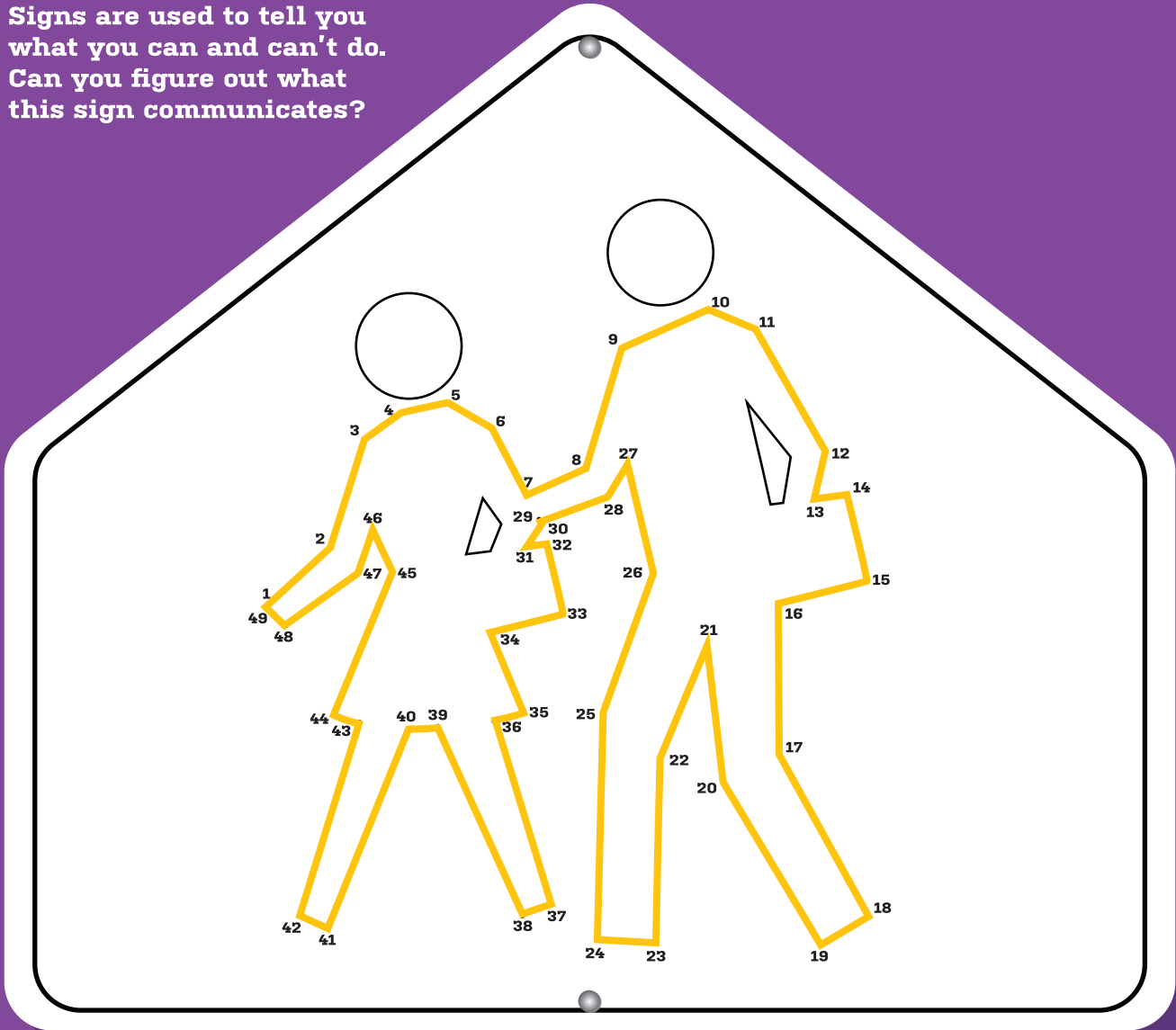
CIRCLE THE SAFETY ITEMS PAUL SHOULD CARRY OR WEAR TO WALK HIS DOG AT NIGHT.



FIND THE SIX DIFFERENCES IN THESE PICTURES

DOT-TO-DOT

Signs are used to tell you what you can and can't do. Can you figure out what this sign communicates?



CONNECT THE DOTS TO FIGURE OUT WHAT SIGN THIS IS.

What color is this sign?
Go ahead and color it!

DO YOU KNOW YOUR TRAFFIC SIGNS?

Street signs help both drivers and pedestrians stay safe on the road by providing guidance on what to do, what to expect ahead, and how to behave to stay safe. How well do you know some of the most popular street signs?

MATCH THE SIGN WITH THE PROPER DESCRIPTION.



- 7 Traffic Signal ahead
- 1 Railroad Crossing ahead
- 6 No Parking allowed
- 3 Stop Sign

- 2 No U-Turn allowed
- 4 School Zone ahead
- 5 Crosswalk ahead
- 8 Bike Lane


HEADS UP!

DRIVE SMART ▲ WALK SMART ▲ BIKE SMART


GREEN signs provide information



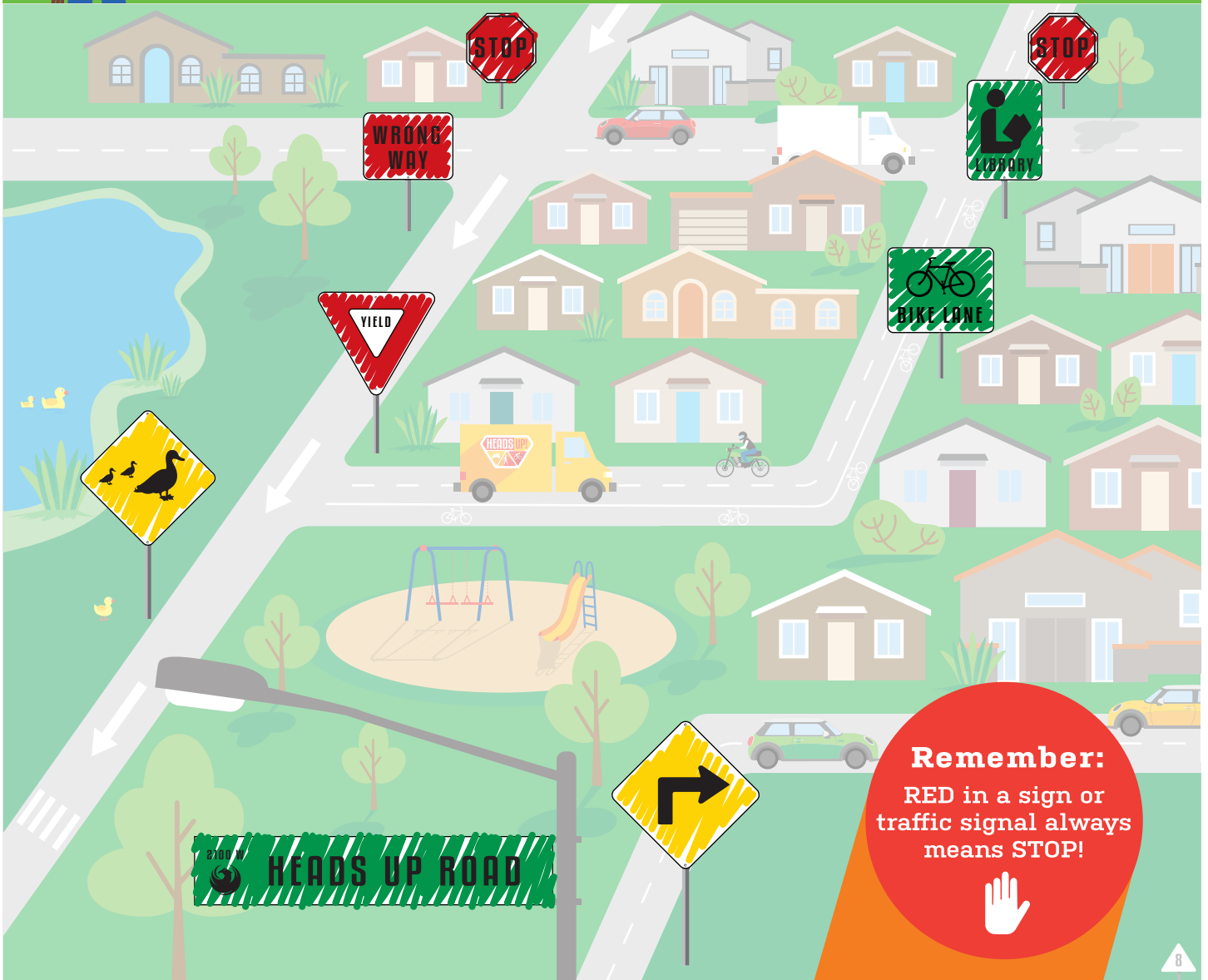
YELLOW signs warn pedestrians and drivers about what can be found ahead




RED signs define the rules of the road that need to be followed for safety



NOW THAT YOU KNOW HOW COLORS ARE USED IN STREET SIGNS, USE A CRAYON OR MARKER TO FILL IN THE RIGHT COLOR ON THE SIGNS BELOW:



"CROSSY" WORD PUZZLE



- 1) To put one foot in front of the other
- 2) To walk at a steady speed
- 3) To split the road
- 4) A noun for being safe
- 5) A place to cross

- 6) A designated path
- 7) Walk with others
- 8) Another word for "freeway"
- 9) Another word for "congestion"
- 10) To walk aimlessly

PUBLIC TRANSIT SAFETY

Did you know Phoenix is one of the largest cities in the United States? Like most large cities, Phoenix has different transportation options like the light rail to help people reach many destinations.



Have you seen the light rail? Have you ever ridden the bus? Do you know how to be safe near light rail tracks, stations, and bus stops?

- ▲ Wait in the Safe Zone. On the sidewalks, the Safe Zone is 3 big steps away from the curb. At the light rail station, the Safe Zone is behind the textured strip.
- ▲ Use the crosswalk to cross the street and the tracks.
- ▲ Wait for the train behind the textured strip.
- ▲ Never run after or next to a moving bus or train! Chances are another one will be by shortly.


FIND THE WORDS IN THE WORD SEARCH AND COMPLETE THE SAFETY PHRASES ON THE NEXT PAGE.

- Bike
- Bus Stop
- Look
- Ride
- Safe Zone
- Stations
- Transit
- Tracks
- Train
- Trip
- Walk

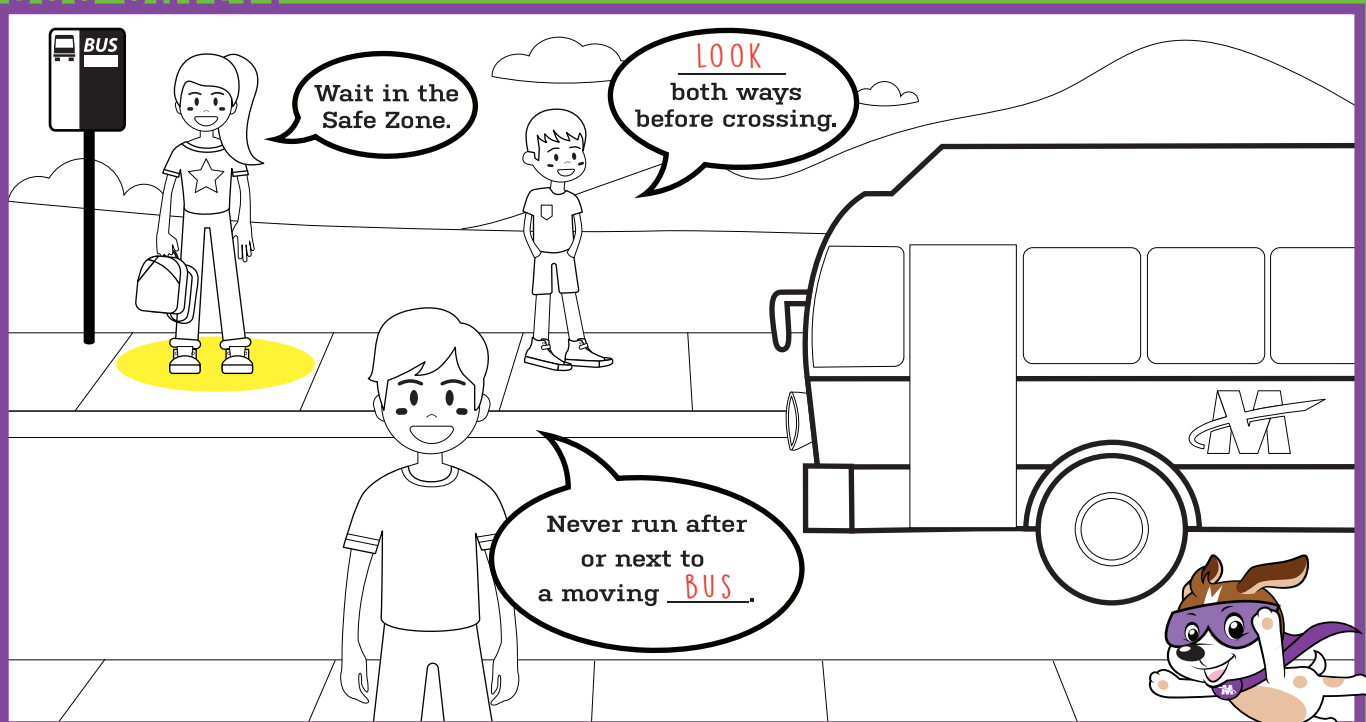
B	I	K	E	L	M	F	R	T	V	T	R	U
L	M	G	V	X	O	P	I	T	J	I	O	M
S	K	C	A	R	T	C	D	N	I	S	U	N
T	U	T	B	F	V	P	E	M	I	N	T	I
R	B	U	S	S	T	O	P	V	G	A	W	A
I	E	S	K	Z	E	K	O	O	L	R	G	R
P	S	L	O	P	A	M	R	E	D	T	V	T
S	A	F	E	Z	O	N	E	G	U	J	N	V
W	E	D	Y	S	T	A	T	I	O	N	S	R

COLOR THE PICTURES BELOW

LIGHT RAIL SAFETY



BUS SAFETY





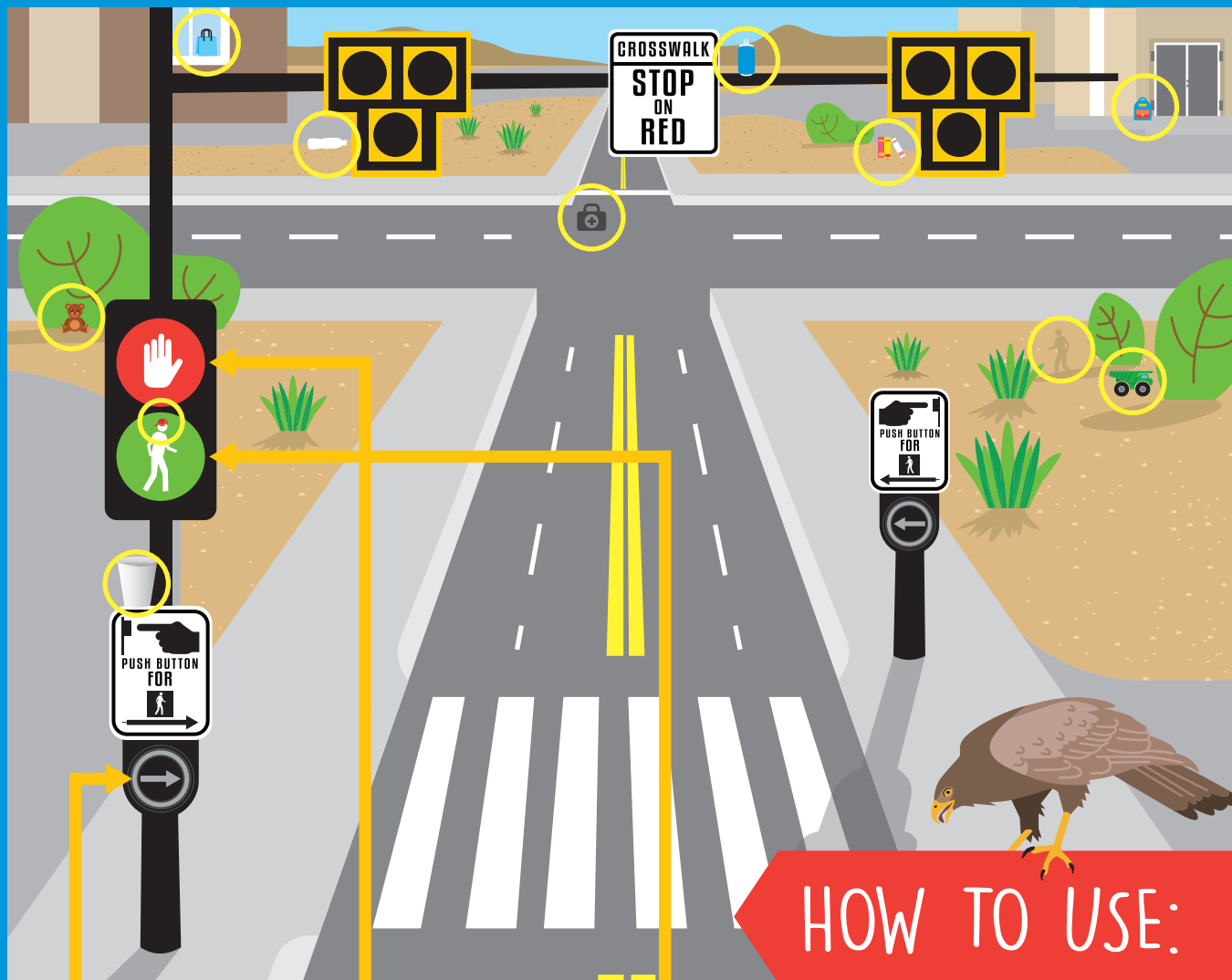
Find eleven hidden objects.

WHAT IS A "HAWK"?

HIGH INTENSITY ACTIVATED CROSSWALK

Is it a bird!? Not quite! It's just a special traffic signal to help people cross the road.

Have you seen one?



1. PUSH the button to call for WALK signal


2. WAIT! (It may take up to a minute for the signal to change)

3. Start crossing after you see the **WALK** signal


4. CONTINUE crossing until you cross the street

WACKY ROADWAY PHRASES

Write the phrase on the line for the four combinations of symbols below.



Phrase CROSS WALK



Phrase LOOK LEFT RIGHT AND LEFT AGAIN



Phrase NO TEXTING AND DRIVING



Phrase SCHOOL BUS

PEDESTRIAN SAFETY

CIRCLE THE WORDS FROM THE LIST

A O X E N K U S T R E E T G U O E F V F
P U F E F V K S L W K T H I G H W A Y E
T H T E D M S C I V R O A S B H A R K Z
E M Z O Q J Y H S G Q C Y J X U Z C V T
J J C B M K K O T O N F M X F D Z R N S
W P U V E O H O E O L A X G S Z V O J W
Z A H H Q F B L N N Y R L M N V F S Q I
F R U L F T M I U Q B B O O N H M S L I
T E C V L L D W L P I S U T L N I W E D
D N U O M N J I T E C T H O L T R A A P
M T E X T I N G H D Y O F R B U G L G Y
G S B Q Y O R X L E C P U C T Y S K L N
L F Y P P Y N Q I S L B G Y A U T W T I
O D Z K Y E M Q V T E U R C O B U K T N
O T R A F F I C W R C S I L R H D G A L
K O V B B M R O S I P B F E Y E E S C G
L A B Q L P D M L A F O G R B D N S J U
I Z L J K Y J R O N U Z I U J D T A T A
F W I J C E L L P H O N E Z U D S G T M
P A R K I N G P N L X T Z N C I C O V H

- Pedestrian
- Crosswalk
- Texting
- Signal
- Bus
- Automobile
- Students
- Parents
- Street
- Look
- Motorcycle
- Bicycle
- Highway
- Listen
- Stop
- Cellphone
- Traffic
- Parking
- School

DISTRACTED WALKING



Kim, Paul and Mark are crossing the street on the green pedestrian light, but are they paying attention while crossing? Is the driver of the car paying attention?



BE SAFE!

Complete these sentences.

1. **Be alert** and aware of your SURROUNDINGS.
2. **Stay off** ELECTRONIC DEVICES when crossing. These cause distractions.
3. **Ensure you are** visible to DRIVERS in case they are distracted.
4. Obey traffic signs. Look both ways and make sure you have enough TIME to cross all lanes of traffic safely.

Match the distractions from the list below with the safety issues they cause.

DISTRACTION

Headphones on, listening to loud music

Texting and walking

Not paying attention to traffic signals

Daydreaming

SAFETY ISSUE

I will not hear cars accelerating or braking

Cars will not expect to see me



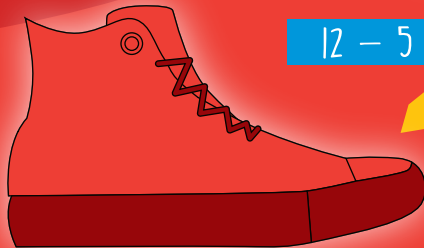


My attention is away from the street and the road

My eyes will be off the road

COLOR BY SUM

Color the shoe by the code.

10 = RED
7 = BLUE
14 = GREEN
9 = PURPLE
11 = BROWN



GUESS THE PHRASE



1	2	3		4	5	6	7	8	9		10	11	12	13	
Y	O	U		S	H	O	U	L	D		L	O	O	K	
14	15	16	17		18	19	20	21	22		23	24	25	26	
L	E	F	T		R	I	G	H	T		L	E	F	T	
27	28	29	30	31	32		33	34	35		36	37	38	39	40
B	E	F	O	R	E		Y	O	U		C	R	O	S	S
41	42	43		44	45	46	47	48	49						
T	H	E		S	T	R	E	E	T						

- ▲ You do this with your eyes L O O K
10 11 12 13
- ▲ Another word for road S T R E E T
44 45 46 47 48 49
- ▲ Not I, but... Y O U
1 2 3
- ▲ To be forgotten behind L E F T
14 15 16 17
- ▲ Something that walkers do to go to the other side of an intersection C R O S S
36 37 38 39 40
- ▲ To start something ahead of others B E F O R E
27 28 29 30 31 32
- ▲ Another word that sounds like the name for a female sheep Y O U
33 34 35
- ▲ When you ought to do something S H O U L D
4 5 6 7 8 9
- ▲ If you are correct you are R I G H T
18 19 20 21 22
- ▲ If you are deserted you are L E F T
23 24 25 26
- ▲ Most frequent word in English language T H E
41 42 43